



LIFE, ACCIDENT AND HEALTH COMPANIES/FRATERNAL BENEFIT SOCIETIES - ASSOCIATION EDITION

QUARTERLY STATEMENT

AS OF MARCH 31, 2023

OF THE CONDITION AND AFFAIRS OF THE

GUARDIAN LIFE INSURANCE COMPANY OF AMERICA

NAIC Group Code 0429 0429 NAIC Company Code 64246 Employer's ID Number 13-5123390
(Current) (Prior)

Organized under the Laws of New York, State of Domicile or Port of Entry NY

Country of Domicile US

Licensed as business type: Life, Accident and Health [X] Fraternal Benefit Societies []

Incorporated/Organized 04/10/1860 Commenced Business 07/16/1860

Statutory Home Office 10 Hudson Yards New York, NY, US 10001
(Street and Number) (City or Town, State, Country and Zip Code)

Main Administrative Office 10 Hudson Yards
(Street and Number)
New York, NY, US 10001 212-598-8000
(City or Town, State, Country and Zip Code) (Area Code) (Telephone Number)

Mail Address 10 Hudson Yards New York, NY, US 10001
(Street and Number or P.O. Box) (City or Town, State, Country and Zip Code)

Primary Location of Books and Records 10 Hudson Yards
(Street and Number)
New York, NY, US 10001 212-598-8829
(City or Town, State, Country and Zip Code) (Area Code) (Telephone Number)

Internet Website Address www.GuardianLife.com

Statutory Statement Contact Haydn Phillip Padmore 212-598-8829
(Name) (Area Code) (Telephone Number)
Haydn_Padmore@glic.com
(E-mail Address) (FAX Number)

OFFICERS

Chief Executive Officer and President Andrew John McMahon Associate General Counsel, Corporate Secretary Harris Oliner
Corporate Controller John Hunter Flannigan Chief Legal Officer Kermitt Jerome Brooks

OTHER

Michael Nicholas Ferik, Head of Individual Markets Stacey Weinsheimer Hoin, Chief Human Resources Officer Nicholas Liolis #, Chief Investment Officer
Jonathan Mayhew, Head of Group Benefits Kevin Molloy, Chief Financial Officer Michael Slipowitz, Corporate Chief Actuary
Debra Anne Udicious, Sr. Executive, Treasury

DIRECTORS OR TRUSTEES

John Joseph Brennan Lloyd Eugene Campbell Nancy Elizabeth Cooper
Deborah Leigh Duncan William Craig Freda Christopher Thomas Jenny
Andrew John McMahon Eileen Katherine Murray Gary Adam Norcross
Karen Bretherick Peetz Vivek Sankaran

State of New York SS:
County of Westchester

The officers of this reporting entity being duly sworn, each depose and say that they are the described officers of said reporting entity, and that on the reporting period stated above, all of the herein described assets were the absolute property of the said reporting entity, free and clear from any liens or claims thereon, except as herein stated, and that this statement, together with related exhibits, schedules and explanations therein contained, annexed or referred to, is a full and true statement of all the assets and liabilities and of the condition and affairs of the said reporting entity as of the reporting period stated above, and of its income and deductions therefrom for the period ended, and have been completed in accordance with the NAIC Annual Statement Instructions and Accounting Practices and Procedures manual except to the extent that: (1) state law may differ; or, (2) that state rules or regulations require differences in reporting not related to accounting practices and procedures, according to the best of their information, knowledge and belief, respectively. Furthermore, the scope of this attestation by the described officers also includes the related corresponding electronic filing with the NAIC, when required, that is an exact copy (except for formatting differences due to electronic filing) of the enclosed statement. The electronic filing may be requested by various regulators in lieu of or in addition to the enclosed statement.

E-SIGNED by Andrew McMahon
on 2023-04-28 10:11:23 EST

E-SIGNED by Kermitt Brooks
on 2023-04-28 09:48:52 EST

Andrew John McMahon
Chief Executive Officer and President

Kermitt Jerome Brooks
Chief Legal Officer

John Hunter Flannigan
Corporate Controller

Subscribed and sworn to before me this
25th day of April 2023

Juanita J. Johnson
Executive Assistant IV
6/6/2025

- a. Is this an original filing? Yes [X] No []
b. If no,
1. State the amendment number.....
2. Date filed
3. Number of pages attached.....

Juanita J. Johnson
NOTARY PUBLIC, STATE OF NEW YORK
Registration No. 01JO6128035
Westchester County
Commission Expires June 06 2025

STATEMENT AS OF MARCH 31, 2023 OF THE GUARDIAN LIFE INSURANCE COMPANY OF AMERICA

ASSETS

	Current Statement Date			4 December 31 Prior Year Net Admitted Assets
	1 Assets	2 Nonadmitted Assets	3 Net Admitted Assets (Cols. 1 - 2)	
1. Bonds	51,329,099,943		51,329,099,943	51,055,889,558
2. Stocks:				
2.1 Preferred stocks				
2.2 Common stocks	1,247,792,961	1,136,823	1,246,656,138	1,251,743,850
3. Mortgage loans on real estate:				
3.1 First liens	6,006,875,677		6,006,875,677	5,993,792,375
3.2 Other than first liens.....				
4. Real estate:				
4.1 Properties occupied by the company (less \$ encumbrances)				
4.2 Properties held for the production of income (less \$347,304,579 encumbrances)	246,353,733		246,353,733	249,686,164
4.3 Properties held for sale (less \$ encumbrances)				
5. Cash (\$50,754,663), cash equivalents (\$1,353,598,596) and short-term investments (\$276,726,115)	1,681,079,374		1,681,079,374	1,349,607,900
6. Contract loans (including \$ premium notes)	4,326,687,960	1,121,116	4,325,566,844	4,010,523,058
7. Derivatives	142,604,481		142,604,481	155,701,842
8. Other invested assets	5,464,296,251	2,414,686	5,461,881,564	5,436,218,773
9. Receivables for securities	141,919,811		141,919,811	19,018,615
10. Securities lending reinvested collateral assets	709,058,542		709,058,542	
11. Aggregate write-ins for invested assets				37,141,135
12. Subtotals, cash and invested assets (Lines 1 to 11)	71,295,768,733	4,672,625	71,291,096,108	69,559,323,270
13. Title plants less \$ charged off (for Title insurers only)				
14. Investment income due and accrued	532,168,865		532,168,865	492,903,297
15. Premiums and considerations:				
15.1 Uncollected premiums and agents' balances in the course of collection	108,261,976	16,639,326	91,622,650	115,110,173
15.2 Deferred premiums, agents' balances and installments booked but deferred and not yet due (including \$ earned but unbilled premiums)	1,748,761,098		1,748,761,098	1,046,554,261
15.3 Accrued retrospective premiums (\$) and contracts subject to redetermination (\$)				
16. Reinsurance:				
16.1 Amounts recoverable from reinsurers	134,060,951	286,790	133,774,161	125,530,530
16.2 Funds held by or deposited with reinsured companies	3,632,122,941		3,632,122,941	3,574,265,248
16.3 Other amounts receivable under reinsurance contracts	35,300,227		35,300,227	38,071,307
17. Amounts receivable relating to uninsured plans	71,728,172	548,406	71,179,766	63,981,699
18.1 Current federal and foreign income tax recoverable and interest thereon	101,904,025		101,904,025	77,884,680
18.2 Net deferred tax asset	801,313,698	8,803,548	792,510,149	768,078,680
19. Guaranty funds receivable or on deposit	3,541,385		3,541,385	3,805,932
20. Electronic data processing equipment and software	56,346,050	53,121,520	3,224,530	3,247,911
21. Furniture and equipment, including health care delivery assets (\$)	6,013,452	6,013,452		
22. Net adjustment in assets and liabilities due to foreign exchange rates				
23. Receivables from parent, subsidiaries and affiliates	30,031,396		30,031,396	46,186,890
24. Health care (\$) and other amounts receivable	20,424,861	20,424,861		
25. Aggregate write-ins for other than invested assets	180,384,422	112,199,675	68,184,747	83,570,815
26. Total assets excluding Separate Accounts, Segregated Accounts and Protected Cell Accounts (Lines 12 to 25)	78,758,132,251	222,710,203	78,535,422,048	75,998,514,695
27. From Separate Accounts, Segregated Accounts and Protected Cell Accounts				
28. Total (Lines 26 and 27)	78,758,132,251	222,710,203	78,535,422,048	75,998,514,695
DETAILS OF WRITE-INS				
1101. Investments in progress				37,141,135
1102.				
1103.				
1198. Summary of remaining write-ins for Line 11 from overflow page				
1199. Totals (Lines 1101 through 1103 plus 1198)(Line 11 above)				37,141,135
2501. Miscellaneous receivables	71,309,496	14,118,415	57,191,081	70,366,039
2502. State tax credit	9,586,769		9,586,769	12,343,394
2503. Suspense accounts	1,249,662		1,249,662	559,658
2598. Summary of remaining write-ins for Line 25 from overflow page	98,238,495	98,081,260	157,235	301,725
2599. Totals (Lines 2501 through 2503 plus 2598)(Line 25 above)	180,384,422	112,199,675	68,184,747	83,570,815

STATEMENT AS OF MARCH 31, 2023 OF THE GUARDIAN LIFE INSURANCE COMPANY OF AMERICA

LIABILITIES, SURPLUS AND OTHER FUNDS

	1 Current Statement Date	2 December 31 Prior Year
1. Aggregate reserve for life contracts \$51,343,817,878 less \$ included in Line 6.3 (including \$ Modco Reserve)	51,343,817,878	50,016,167,895
2. Aggregate reserve for accident and health contracts (including \$ Modco Reserve)	5,116,446,683	5,020,315,519
3. Liability for deposit-type contracts (including \$ Modco Reserve).....	5,328,776,162	5,004,998,956
4. Contract claims:		
4.1 Life	454,171,367	462,630,416
4.2 Accident and health	335,931,133	328,279,416
5. Policyholders' dividends/refunds to members \$ (31,368,285) and coupons \$ due and unpaid	(31,368,285)	(48,470,902)
6. Provision for policyholders' dividends, refunds to members and coupons payable in following calendar year - estimated amounts:		
6.1 Policyholders' dividends and refunds to members apportioned for payment (including \$ Modco)	1,301,506,895	1,264,037,838
6.2 Policyholders' dividends and refunds to members not yet apportioned (including \$ Modco)		
6.3 Coupons and similar benefits (including \$ Modco)		
7. Amount provisionally held for deferred dividend policies not included in Line 6		
8. Premiums and annuity considerations for life and accident and health contracts received in advance less \$ (24,153,128) discount; including \$ 120,443,051 accident and health premiums	412,001,553	404,502,241
9. Contract liabilities not included elsewhere:		
9.1 Surrender values on canceled contracts		
9.2 Provision for experience rating refunds, including the liability of \$ accident and health experience rating refunds of which \$ is for medical loss ratio rebate per the Public Health Service Act		
9.3 Other amounts payable on reinsurance, including \$ 49,352 assumed and \$ 17,241,058 ceded	17,290,410	16,685,996
9.4 Interest Maintenance Reserve	556,006,932	581,670,203
10. Commissions to agents due or accrued-life and annuity contracts \$ 31,191,828 , accident and health \$ 82,631,815 and deposit-type contract funds \$	113,823,643	147,862,478
11. Commissions and expense allowances payable on reinsurance assumed	767,252	316,396
12. General expenses due or accrued	904,392,725	1,076,960,997
13. Transfers to Separate Accounts due or accrued (net) (including \$ accrued for expense allowances recognized in reserves, net of reinsured allowances)		
14. Taxes, licenses and fees due or accrued, excluding federal income taxes	14,913,185	29,252,051
15.1 Current federal and foreign income taxes, including \$ on realized capital gains (losses)		
15.2 Net deferred tax liability		
16. Unearned investment income	124,932,138	111,698,381
17. Amounts withheld or retained by reporting entity as agent or trustee	51,793,861	44,269,986
18. Amounts held for agents' account, including \$ 47,194 agents' credit balances	47,194	52,950
19. Remittances and items not allocated	109,787,988	102,917,358
20. Net adjustment in assets and liabilities due to foreign exchange rates		
21. Liability for benefits for employees and agents if not included above	565,008,297	575,725,064
22. Borrowed money \$ and interest thereon \$		
23. Dividends to stockholders declared and unpaid		
24. Miscellaneous liabilities:		
24.01 Asset valuation reserve	1,446,489,153	1,448,846,036
24.02 Reinsurance in unauthorized and certified (\$) companies		
24.03 Funds held under reinsurance treaties with unauthorized and certified (\$) reinsurers		
24.04 Payable to parent, subsidiaries and affiliates	14,554,382	17,450,128
24.05 Drafts outstanding		
24.06 Liability for amounts held under uninsured plans	2,818,400	3,896,528
24.07 Funds held under coinsurance	183,643,031	178,741,930
24.08 Derivatives	15,088,758	16,544,230
24.09 Payable for securities	509,296,408	281,916,815
24.10 Payable for securities lending	709,058,542	
24.11 Capital notes \$ and interest thereon \$		
25. Aggregate write-ins for liabilities	68,990,829	65,824,145
26. Total liabilities excluding Separate Accounts business (Lines 1 to 25)	69,669,986,515	67,153,093,050
27. From Separate Accounts Statement		
28. Total liabilities (Lines 26 and 27)	69,669,986,515	67,153,093,050
29. Common capital stock		
30. Preferred capital stock		
31. Aggregate write-ins for other than special surplus funds		
32. Surplus notes	1,500,179,499	1,499,582,876
33. Gross paid in and contributed surplus		
34. Aggregate write-ins for special surplus funds	4,006,732	4,006,732
35. Unassigned funds (surplus)	7,361,249,302	7,341,832,037
36. Less treasury stock, at cost:		
36.1 shares common (value included in Line 29 \$)		
36.2 shares preferred (value included in Line 30 \$)		
37. Surplus (Total Lines 31+32+33+34+35-36) (including \$ in Separate Accounts Statement)	8,865,435,533	8,845,421,645
38. Totals of Lines 29, 30 and 37	8,865,435,533	8,845,421,645
39. Totals of Lines 28 and 38 (Page 2, Line 28, Col. 3)	78,535,422,048	75,998,514,695
DETAILS OF WRITE-INS		
2501. Miscellaneous liabilities	34,481,501	31,059,941
2502. Paid family leave risk adjustment	17,000,000	16,000,000
2503. Deferred gains on real estate	13,165,427	13,165,427
2598. Summary of remaining write-ins for Line 25 from overflow page	4,343,902	5,598,777
2599. Totals (Lines 2501 through 2503 plus 2598)(Line 25 above)	68,990,829	65,824,145
3101.		
3102.		
3103.		
3198. Summary of remaining write-ins for Line 31 from overflow page		
3199. Totals (Lines 3101 through 3103 plus 3198)(Line 31 above)		
3401. Contingency reserves for aviation reinsurance	3,000,000	3,000,000
3402. Permanent surplus (Arkansas requirements)	1,000,000	1,000,000
3403. Contingency reserves for deposit administration	6,732	6,732
3498. Summary of remaining write-ins for Line 34 from overflow page		
3499. Totals (Lines 3401 through 3403 plus 3498)(Line 34 above)	4,006,732	4,006,732

STATEMENT AS OF MARCH 31, 2023 OF THE GUARDIAN LIFE INSURANCE COMPANY OF AMERICA

SUMMARY OF OPERATIONS

	1 Current Year To Date	2 Prior Year To Date	3 Prior Year Ended December 31
1. Premiums and annuity considerations for life and accident and health contracts	2,831,557,323	2,749,058,029	9,930,471,068
2. Considerations for supplementary contracts with life contingencies	616,607	42,473	1,530,003
3. Net investment income	674,051,518	569,809,083	2,536,985,417
4. Amortization of Interest Maintenance Reserve (IMR)	11,003,564	15,207,710	58,296,586
5. Separate Accounts net gain from operations excluding unrealized gains or losses			
6. Commissions and expense allowances on reinsurance ceded	15,744,464	17,055,347	59,204,052
7. Reserve adjustments on reinsurance ceded			
8. Miscellaneous Income:			
8.1 Income from fees associated with investment management, administration and contract guarantees from Separate Accounts			
8.2 Charges and fees for deposit-type contracts			
8.3 Aggregate write-ins for miscellaneous income	63,309,384	26,184,588	147,228,444
9. Totals (Lines 1 to 8.3)	3,596,282,860	3,377,357,230	12,733,715,571
10. Death benefits	296,196,129	342,542,559	1,260,584,703
11. Matured endowments (excluding guaranteed annual pure endowments)	49,409	288,448	1,496,857
12. Annuity benefits	755,951	668,822	2,719,903
13. Disability benefits and benefits under accident and health contracts	702,845,646	678,624,373	2,673,538,404
14. Coupons, guaranteed annual pure endowments and similar benefits			
15. Surrender benefits and withdrawals for life contracts	391,689,340	293,182,694	1,246,879,654
16. Group conversions	214,364	205,067	850,176
17. Interest and adjustments on contract or deposit-type contract funds	34,099,419	26,546,127	161,833,333
18. Payments on supplementary contracts with life contingencies	560,056	373,187	1,482,114
19. Increase in aggregate reserves for life and accident and health contracts	1,423,781,149	1,458,456,969	3,232,327,098
20. Totals (Lines 10 to 19)	2,850,191,456	2,800,888,247	8,581,712,242
21. Commissions on premiums, annuity considerations, and deposit-type contract funds (direct business only)	191,930,398	179,499,016	710,696,386
22. Commissions and expense allowances on reinsurance assumed	57,474,415	57,406,852	260,837,395
23. General insurance expenses and fraternal expenses	407,407,084	393,973,342	1,604,802,129
24. Insurance taxes, licenses and fees, excluding federal income taxes	71,383,043	73,757,780	239,625,584
25. Increase in loading on deferred and uncollected premiums	(359,121,754)	(342,076,482)	(3,023,268)
26. Net transfers to or (from) Separate Accounts net of reinsurance			
27. Aggregate write-ins for deductions	15,934,271	(16,575,682)	(44,775,698)
28. Totals (Lines 20 to 27)	3,235,198,913	3,146,873,072	11,349,874,769
29. Net gain from operations before dividends to policyholders and federal income taxes (Line 9 minus Line 28)	361,083,947	230,484,158	1,383,840,802
30. Dividends to policyholders and refunds to members	324,841,798	282,458,215	1,257,388,389
31. Net gain from operations after dividends to policyholders, refunds to members and before federal income taxes (Line 29 minus Line 30)	36,242,149	(51,974,057)	126,452,413
32. Federal and foreign income taxes incurred (excluding tax on capital gains)	17,031,197	(1,617,617)	(45,857,404)
33. Net gain from operations after dividends to policyholders, refunds to members and federal income taxes and before realized capital gains or (losses) (Line 31 minus Line 32)	19,210,952	(50,356,440)	172,309,817
34. Net realized capital gains (losses) (excluding gains (losses) transferred to the IMR) less capital gains tax of \$ 6,633,169 (excluding taxes of \$ (3,896,884) transferred to the IMR)	(13,140,926)	(30,983,069)	(157,839,404)
35. Net income (Line 33 plus Line 34)	6,070,026	(81,339,508)	14,470,413
CAPITAL AND SURPLUS ACCOUNT			
36. Capital and surplus, December 31, prior year	8,845,421,645	8,588,950,717	8,588,950,717
37. Net income (Line 35)	6,070,026	(81,339,508)	14,470,413
38. Change in net unrealized capital gains (losses) less capital gains tax of \$ (13,369,239)	(31,832,575)	124,414,840	37,685,923
39. Change in net unrealized foreign exchange capital gain (loss)	19,964,769	(27,857,110)	(111,553,048)
40. Change in net deferred income tax	25,167,046	26,090,525	47,636,160
41. Change in nonadmitted assets	(8,728,648)	(7,191,876)	(53,051,513)
42. Change in liability for reinsurance in unauthorized and certified companies			
43. Change in reserve on account of change in valuation basis, (increase) or decrease			(20,676,584)
44. Change in asset valuation reserve	2,356,883	(61,846,184)	(4,927,646)
45. Change in treasury stock			
46. Surplus (contributed to) withdrawn from Separate Accounts during period			
47. Other changes in surplus in Separate Accounts Statement			
48. Change in surplus notes	596,623	596,623	1,223,396
49. Cumulative effect of changes in accounting principles			
50. Capital changes:			
50.1 Paid in			
50.2 Transferred from surplus (Stock Dividend)			
50.3 Transferred to surplus			
51. Surplus adjustment:			
51.1 Paid in			
51.2 Transferred to capital (Stock Dividend)			
51.3 Transferred from capital			
51.4 Change in surplus as a result of reinsurance			
52. Dividends to stockholders			
53. Aggregate write-ins for gains and losses in surplus	6,419,764	14,904,543	345,663,827
54. Net change in capital and surplus for the year (Lines 37 through 53)	20,013,888	(12,228,147)	256,470,928
55. Capital and surplus, as of statement date (Lines 36 + 54)	8,865,435,533	8,576,722,570	8,845,421,645
DETAILS OF WRITE-INS			
08.301. Interest on funds withheld assumed	43,130,477	41,740,440	170,137,439
08.302. Other reserve adjustment on reinsurance	15,223,751	(19,447,045)	(58,639,721)
08.303. Service fees	3,222,784	2,436,411	10,268,565
08.398. Summary of remaining write-ins for Line 8.3 from overflow page	1,732,373	1,454,781	25,462,161
08.399. Totals (Lines 08.301 through 08.303 plus 08.398) (Line 8.3 above)	63,309,384	26,184,588	147,228,444
2701. Reserve adjustment on reinsurance assumed	9,258,911	(24,599,105)	(81,735,450)
2702. Other miscellaneous expenses	4,011,759	1,554,309	9,682,248
2703. Interest expense on funds held ceded	1,437,174	2,081,037	8,947,386
2798. Summary of remaining write-ins for Line 27 from overflow page	1,226,427	4,388,077	18,330,118
2799. Totals (Lines 2701 through 2703 plus 2798)(Line 27 above)	15,934,271	(16,575,682)	(44,775,698)
5301. Change in pension funded status	6,419,764	14,904,543	335,219,971
5302. Prior period correction			10,443,856
5303.			
5398. Summary of remaining write-ins for Line 53 from overflow page			
5399. Totals (Lines 5301 through 5303 plus 5398)(Line 53 above)	6,419,764	14,904,543	345,663,827

STATEMENT AS OF MARCH 31, 2023 OF THE GUARDIAN LIFE INSURANCE COMPANY OF AMERICA

CASH FLOW

	1 Current Year To Date	2 Prior Year To Date	3 Prior Year Ended December 31
Cash from Operations			
1. Premiums collected net of reinsurance	2,531,058,693	2,479,581,241	9,955,485,621
2. Net investment income	661,776,143	591,368,532	2,601,085,778
3. Miscellaneous income	19,215,433	51,700,261	130,606,810
4. Total (Lines 1 to 3)	3,212,050,269	3,122,650,034	12,687,178,209
5. Benefit and loss related payments	1,435,395,177	1,378,078,352	5,358,096,335
6. Net transfers to Separate Accounts, Segregated Accounts and Protected Cell Accounts			
7. Commissions, expenses paid and aggregate write-ins for deductions	999,079,644	1,001,952,262	3,124,442,196
8. Dividends paid to policyholders	270,270,124	240,952,362	1,130,634,127
9. Federal and foreign income taxes paid (recovered) net of \$ 2,736,285 tax on capital gains (losses)	43,786,827	5,622,424	32,180,553
10. Total (Lines 5 through 9)	2,748,531,772	2,626,605,400	9,645,353,211
11. Net cash from operations (Line 4 minus Line 10)	463,518,498	496,044,635	3,041,824,998
Cash from Investments			
12. Proceeds from investments sold, matured or repaid:			
12.1 Bonds	912,338,711	3,050,172,120	6,618,021,131
12.2 Stocks	21,832,900	6,390,000	63,538,028
12.3 Mortgage loans	37,645,336	124,893,169	913,100,128
12.4 Real estate	81,326		37,560,362
12.5 Other invested assets	90,339,962	41,113,764	435,319,672
12.6 Net gains or (losses) on cash, cash equivalents and short-term investments	(252)	(14,951)	(30,980)
12.7 Miscellaneous proceeds	142,325,550	164,760,308	121,920,262
12.8 Total investment proceeds (Lines 12.1 to 12.7)	1,204,563,534	3,387,314,410	8,189,428,604
13. Cost of investments acquired (long-term only):			
13.1 Bonds	1,199,675,554	3,346,068,507	7,955,842,404
13.2 Stocks	39,193,476	4,050,000	88,659,525
13.3 Mortgage loans	50,728,636	110,437,679	1,577,094,895
13.4 Real estate	1,608,643	521,571	(19,566,382)
13.5 Other invested assets	116,649,842	615,571,729	1,598,405,608
13.6 Miscellaneous applications			
13.7 Total investments acquired (Lines 13.1 to 13.6)	1,407,856,151	4,076,649,485	11,200,436,049
14. Net increase (or decrease) in contract loans and premium notes	315,081,533	24,091,907	244,886,703
15. Net cash from investments (Line 12.8 minus Line 13.7 and Line 14)	(518,374,151)	(713,426,982)	(3,255,894,149)
Cash from Financing and Miscellaneous Sources			
16. Cash provided (applied):			
16.1 Surplus notes, capital notes	596,623	596,623	1,223,396
16.2 Capital and paid in surplus, less treasury stock			
16.3 Borrowed funds			
16.4 Net deposits on deposit-type contracts and other insurance liabilities	323,777,205	329,872,422	538,403,423
16.5 Dividends to stockholders			
16.6 Other cash provided (applied)	61,953,299	48,290,196	233,458,561
17. Net cash from financing and miscellaneous sources (Line 16.1 through Line 16.4 minus Line 16.5 plus Line 16.6)	386,327,127	378,759,241	773,085,380
RECONCILIATION OF CASH, CASH EQUIVALENTS AND SHORT-TERM INVESTMENTS			
18. Net change in cash, cash equivalents and short-term investments (Line 11, plus Lines 15 and 17)	331,471,474	161,376,894	559,016,229
19. Cash, cash equivalents and short-term investments:			
19.1 Beginning of year	1,349,607,900	790,591,671	790,591,671
19.2 End of period (Line 18 plus Line 19.1)	1,681,079,374	951,968,565	1,349,607,900
Note: Supplemental disclosures of cash flow information for non-cash transactions:			
20.0001. Bonds to Bonds Exchange	128,336,326	141,159,688	549,686,305

EXHIBIT 1

DIRECT PREMIUMS AND DEPOSIT-TYPE CONTRACTS

	1 Current Year To Date	2 Prior Year To Date	3 Prior Year Ended December 31
1. Industrial life			
2. Ordinary life insurance	1,328,727,764	1,295,442,426	5,193,438,816
3. Ordinary individual annuities	3,057,276	2,434,736	11,553,504
4. Credit life (group and individual)			
5. Group life insurance	475,892,285	450,806,762	760,835,149
6. Group annuities			
7. A & H - group	1,039,310,295	993,131,263	3,888,150,059
8. A & H - credit (group and individual)			
9. A & H - other	44,582,747	44,202,224	180,940,582
10. Aggregate of all other lines of business			
11. Subtotal (Lines 1 through 10)	2,891,570,367	2,786,017,412	10,034,918,110
12. Fraternal (Fraternal Benefit Societies Only)			
13. Subtotal (Lines 11 through 12)	2,891,570,367	2,786,017,412	10,034,918,110
14. Deposit-type contracts	2,018,208,980	903,015,640	1,925,904,005
15. Total (Lines 13 and 14)	4,909,779,347	3,689,033,052	11,960,822,115
DETAILS OF WRITE-INS			
1001.			
1002.			
1003.			
1098. Summary of remaining write-ins for Line 10 from overflow page			
1099. Totals (Lines 1001 through 1003 plus 1098)(Line 10 above)			

NOTES TO FINANCIAL STATEMENTS

NOTE 1 Summary of Significant Accounting Policies and Going Concern
A. Accounting Practices

The financial statements of The Guardian Life Insurance Company of America (the "Company") are presented on the basis of accounting practices prescribed or permitted by the New York State Department of Financial Services (the "Department").

The Department recognizes only statutory accounting practices prescribed or permitted by the state of New York for determining and reporting the financial condition and results of operations of an insurance company ("New York SAP"). The National Association of Insurance Commissioners' ("NAIC") promulgates the Accounting Practices and Procedures Manual ("NAIC SAP"), which includes accounting guidelines referred to as Statements of Statutory Accounting Principles ("SSAP's"). The Department adopted NAIC SAP with certain modifications, through the passage of Regulation 172, effective January 1, 2001, as amended. There were two material differences between the Company's capital, surplus and net income (loss) calculated in accordance with New York SAP and NAIC SAP for the period ended March 31, 2023 and December 31, 2022.

	SSAP #	F/S Page	F/S Line #	2023	2022
NET INCOME					
(1) State basis (Page 4, Line 35, Columns 1 & 3)	XXX	XXX	XXX	\$ 6,070,026	\$ 14,470,413
(2) State Prescribed Practices that are an increase/ (decrease) from NAIC SAP:					
Impact on deferred premiums	SSAP #1	4		\$ 7,893,700	\$ (5,745,139)
Impact on admitted unearned premiums/allowance	SSAP #1	4		\$ (3,237,346)	\$ 2,271,623
(3) State Permitted Practices that are an increase/(decrease) from NAIC SAP:					
(4) NAIC SAP (1-2-3=4)	XXX	XXX	XXX	\$ 1,413,672	\$ 17,943,929
SURPLUS					
(5) State basis (Page 3, Line 38, Columns 1 & 2)	XXX	XXX	XXX	\$ 8,865,435,533	\$ 8,845,421,645
(6) State Prescribed Practices that are an increase/(decrease) from NAIC SAP:					
Impact on deferred premiums	SSAP #1	3		\$ (125,031,291)	\$ 132,924,990
Impact on admitted unearned premium/allowance	SSAP #1	3		\$ 52,400,141	\$ (55,637,487)
(7) State Permitted Practices that are an increase/(decrease) from NAIC SAP:					
(8) NAIC SAP (5-6-7=8)	XXX	XXX	XXX	\$ 8,938,066,683	\$ 8,768,134,142

B. Use of Estimates in the Preparation of the Financial Statements
 No Changes.

C. Accounting Policy
 Not Applicable.

D. Going Concern
 Not Applicable.

NOTE 2 Accounting Changes and Corrections of Errors
 No Changes.

NOTE 3 Business Combinations and Goodwill
A. Statutory Purchase Method
 No Changes.

B. Statutory Merger
 No Changes.

C. Assumption Reinsurance
 No Changes.

D. Impairment Loss
 No Changes.

E. Subcomponents and Calculation of Adjusted Surplus and Total Admitted Goodwill
 No Changes.

NOTE 4 Discontinued Operations
 No Changes.

NOTE 5 Investments
A. Mortgage Loans, including Mezzanine Real Estate Loans
 No Changes.

B. Debt Restructuring
 No Changes.

C. Reverse Mortgages
 No Changes.

D. Loan-Backed Securities

(1) Prepayment assumptions for single class and multi-class mortgage-backed/asset-backed securities were obtained from issuers or broker-dealers through information services or internal estimates and are consistent with current interest rates and the economic environment. The Company uses BVAL pricing service or broker dealer surveys in determining the market value of its loan backed securities

(2) Not Applicable.

(3) Not Applicable.

NOTES TO FINANCIAL STATEMENTS

All impaired securities (fair value is less than cost or amortized cost) for which an other-than-temporary impairment has not been recognized in earnings as a realized loss (including securities with a recognized other-than-temporary impairment for non-interest related declines when a non-recognized interest related impairment remains):

a) The aggregate amount of unrealized losses:	
1. Less than 12 Months	\$ 50,256,567
2. 12 Months or Longer	\$ 232,611,414
b) The aggregate related fair value of securities with unrealized losses:	
1. Less than 12 Months	\$ 705,498,653
2. 12 Months or Longer	\$ 1,496,852,400

(5) In reaching the conclusion that these impairments are not other-than-temporary, management considered many factors including: duration and severity of impairment, cash flow, investment sector stability, credit worthiness, financial condition of issuer, and intent and ability to hold to allow for recovery in value.

E. Dollar Repurchase Agreements and/or Securities Lending Transactions

(1) For securities lending agreements, the Company requires a minimum of 102% and 105% of the fair value of the domestic and foreign securities loaned at the outset of the contract as collateral. Cash collateral received is invested in short-term investments and the offsetting collateral liability is included in Collateral From Lending Activities. The fair value of the collateral is \$694,563,998.

a. Aggregate Amount Collateral Received

	Fair Value
1. Securities Lending	
(a) Open	
(b) 30 Days or Less	\$ 29,920,588
(c) 31 to 60 Days	\$ 1,832,812
(d) 61 to 90 Days	\$ 295,493
(e) Greater Than 90 Days	\$ 662,515,104
(f) Subtotal (a+b+c+d+e)	\$ 694,563,997
(g) Securities Received	\$ -
(h) Total Collateral Received (f+g)	\$ 694,563,997
b. The fair value of that collateral and of the portion of that collateral that it has sold or repledged	\$ 694,563,997

(5) Collateral Reinvestment

	Amortized Cost	Fair Value
1. Securities Lending		
(a) Open		
(b) 30 Days or Less	\$ 375,240,042	\$ 375,240,042
(c) 31 to 60 Days	\$ 215,609,550	\$ 215,600,488
(d) 61 to 90 Days	\$ 75,000,000	\$ 74,999,655
(e) 91 to 120 Days		
(f) 121 to 180 Days	\$ 809,869	\$ 793,389
(g) 181 to 365 Days	\$ 3,868,173	\$ 3,755,775
(h) 1 to 2 years	\$ 5,753,085	\$ 5,568,093
(i) 2 to 3 years	\$ 4,211,318	\$ 4,009,616
(j) Greater than 3 years	\$ 33,032,241	\$ 29,166,027
(k) Subtotal (Sum of a through j)	\$ 713,524,278	\$ 709,133,085
(l) Securities Received		
(m) Total Collateral Reinvested (k+l)	\$ 713,524,278	\$ 709,133,085

b. The reporting entity's sources of cash that it uses to return the cash collateral is dependent upon the liquidity of the current market conditions. Under current conditions, the reporting entity has \$ 713,564,622 of par value bonds (fair value of \$ 709,133,085) that are currently tradable securities that could be sold and used to pay for the \$ 709,133,085 in collateral calls that come due under a worst case scenario.

(7) Collateral for securities lending transactions that extend beyond one year from the reporting date.

Description of Collateral	Amount
Bonds - U.S. Governments - Issuer Obligations	\$ 42,996,644
Total Collateral Extending beyond one year of the reporting date	\$ 42,996,644

F. Repurchase Agreements Transactions Accounted for as Secured Borrowing
Not Applicable.

G. Reverse Repurchase Agreements Transactions Accounted for as Secured Borrowing
Not Applicable.

H. Repurchase Agreements Transactions Accounted for as a Sale
Not Applicable.

I. Reverse Repurchase Agreements Transactions Accounted for as a Sale
Not Applicable.

J. Real Estate
No Applicable.

K. Low Income Housing tax Credits (LIHTC)
No Applicable.

L. Restricted Assets
Not Applicable.

M. Working Capital Finance Investments
Not Applicable.

NOTES TO FINANCIAL STATEMENTS

N. Offsetting and Netting of Assets and Liabilities

	Gross Amount Recognized	Amount Offset*	Net Amount Presented on Financial Statements
(1) Assets			
Currency Swaps	\$ 130,145,163		\$ 130,145,163
Index Participation Feature	\$ 8,643,382		\$ 8,643,382

* For derivative assets and derivative liabilities, the amount offset shall agree to Schedule DB, Part D, Section 1

	Gross Amount Recognized	Amount Offset*	Net Amount Presented on Financial Statements
(2) Liabilities			
Currency Swaps	\$ 11,782,165		\$ 11,782,165

* For derivative assets and derivative liabilities, the amount offset shall agree to Schedule DB, Part D, Section 1

O. 5GI Securities
Not Applicable.P. Short Sales
Not Applicable.

Q. Prepayment Penalty and Acceleration Fees

	<u>General Account</u>	<u>Separate Account</u>
1. Number of CUSIPs	2	
2. Aggregate Amount of Investment Income	\$ 1,191,680	

R. Reporting Entity's Share of Cash Pool by Asset Type
Not Applicable.**NOTE 6 Joint Ventures, Partnerships and Limited Liability Companies**

No Changes.

NOTE 7 Investment Income

No Changes.

NOTE 8 Derivative Instruments

No Changes.

NOTE 9 Income Taxes

No Changes.

NOTE 10 Information Concerning Parent, Subsidiaries, Affiliates and Other Related Parties

No Changes.

NOTE 11 Debt

A. Not Applicable.

B. FHLB (Federal Home Loan Bank) Agreements

(1) On February 13, 2018, the Company became a member of the Federal Home Loan Bank of New York. Through its membership, the Company has conducted business activity with the FHLBNY. It is part of the Company's strategy to utilize these funds as a source to improve spread lending liquidity and as a source of backup liquidity. New York State Department of Financial Services permits Guardian Life to pledge collateral to the FHLBNY in an amount of up to 5% of its year-end statutory net admitted assets, excluding separate account assets. Based on Guardian Life's statutory net admitted assets the 5% limitation equates to a maximum borrowing capacity of \$3,926,771,102 as of March 31, 2023 and \$3,799,925,735 as of December 31, 2022.

(2) FHLB Capital Stock
a. Aggregate Totals

	1 <u>Total 2+3</u>	2 <u>General Account</u>	3 <u>Separate Accounts</u>
1. Current Year			
(a) Membership Stock - Class A			
(b) Membership Stock - Class B	\$ 9,885,800	\$ 9,885,800	
(c) Activity Stock	\$ 46,347,800	\$ 46,347,800	
(d) Excess Stock			
(e) Aggregate Total (a+b+c+d)	\$ 56,233,600	\$ 56,233,600	\$ -
(f) Actual or estimated Borrowing Capacity as Determined by the Insurer	\$ 3,926,771,102	XXX	XXX
2. Prior Year-end			
(a) Membership Stock - Class A	\$ -	\$ -	\$ -
(b) Membership Stock - Class B	\$ 9,885,800	\$ 9,885,800	\$ -
(c) Activity Stock	\$ 29,821,500	\$ 29,821,500	\$ -
(d) Excess Stock	\$ -	\$ -	\$ -
(e) Aggregate Total (a+b+c+d)	\$ 39,707,300	\$ 39,707,300	\$ -
(f) Actual or estimated Borrowing Capacity as Determined by the Insurer	\$ 3,799,925,735	XXX	XXX

11B(2)a1(f) should be equal to or greater than 11B(4)a1(d)

11B(2)a2(f) should be equal to or greater than 11B(4)a2(d)

NOTES TO FINANCIAL STATEMENTS

b. Membership Stock (Class A and B) Eligible and Not Eligible for Redemption

	1	2	Eligible for Redemption			
			3	4	5	6
	Current Year Total (2+3+4+5+6)	Not Eligible for Redemption	Less Than 6 Months	6 Months to Less Than 1 Year	1 to Less Than 3 Years	3 to 5 Years
Membership Stock						
1. Class A						
2. Class B	\$ 9,885,800	\$ 9,885,800				

11B(2)b1 Current Year Total (Column 1) should equal 11B(2)a1(a) Total (Column 1)

11B(2)b2 Current Year Total (Column 1) should equal 11B(2)a1(b) Total (Column 1)

(3) Collateral Pledged to FHLB

a. Amount Pledged as of Reporting Date

	1	2	3
	Fair Value	Carrying Value	Aggregate Total Borrowing
1. Current Year Total General and Separate Accounts Total Collateral Pledged (Lines 2+3)	\$ 1,339,243,265	\$ 1,430,188,071	\$ 1,029,950,000
2. Current Year General Account Total Collateral Pledged	\$ 1,339,243,265	\$ 1,430,188,071	\$ 1,029,950,000
3. Current Year Separate Accounts Total Collateral Pledged			
4. Prior Year-end Total General and Separate Accounts Total Collateral Pledged	\$ 864,044,462	\$ 949,822,492	\$ 662,700,000

11B(3)a1 (Columns 1, 2 and 3) should be equal to or less than 11B(3)b1 (Columns 1, 2 and 3 respectively)

11B(3)a2 (Columns 1, 2 and 3) should be equal to or less than 11B(3)b2 (Columns 1, 2 and 3 respectively)

11B(3)a3 (Columns 1, 2 and 3) should be equal to or less than 11B(3)b3 (Columns 1, 2 and 3 respectively)

11B(3)a4 (Columns 1, 2 and 3) should be equal to or less than 11B(3)b4 (Columns 1, 2 and 3 respectively)

b. Maximum Amount Pledged During Reporting Period

	1	2	3
	Fair Value	Carrying Value	Amount Borrowed at Time of Maximum Collateral
1. Current Year Total General and Separate Accounts Maximum Collateral Pledged (Lines 2+3)	\$ 1,339,243,265	\$ 1,430,188,071	\$ 1,029,950,000
2. Current Year General Account Maximum Collateral Pledged	\$ 1,339,243,265	\$ 1,430,188,071	\$ 1,029,950,000
3. Current Year Separate Accounts Maximum Collateral Pledged			
4. Prior Year-end Total General and Separate Accounts Maximum Collateral Pledged	\$ 1,193,958,579	\$ 1,333,370,189	\$ 921,000,000

(4) Borrowing from FHLB

a. Amount as of Reporting Date

	1	2	3	4
	Total 2+3	General Account	Separate Accounts	Funding Agreements Reserves Established
1. Current Year				
(a) Debt				XXX
(b) Funding Agreements	\$ 1,029,950,000	\$ 1,029,950,000		
(c) Other				XXX
(d) Aggregate Total (a+b+c)	\$ 1,029,950,000	\$ 1,029,950,000	\$ -	\$ -
2. Prior Year end				
(a) Debt	\$ -	\$ -	\$ -	XXX
(b) Funding Agreements	\$ 662,700,000	\$ 662,700,000	\$ -	\$ -
(c) Other	\$ -	\$ -	\$ -	XXX
(d) Aggregate Total (a+b+c)	\$ 662,700,000	\$ 662,700,000	\$ -	\$ -

b. Maximum Amount During Reporting Period (Current Year)

	1	2	3
	Total 2+3	General Account	Separate Accounts
1. Debt			
2. Funding Agreements	\$ 1,029,950,000	\$ 1,029,950,000	
3. Other			
4. Aggregate Total (1+2+3)	\$ 1,029,950,000	\$ 1,029,950,000	\$ -

11B(4)b4 (Columns 1, 2 and 3) should be equal to or greater than 11B(4)a1(d) (Columns 1, 2 and 3 respectively)

c. FHLB - Prepayment Obligations

Does the company have
prepayment obligations under
the following arrangements
(YES/NO)?

1. Debt	No
2. Funding Agreements	No
3. Other	No

NOTES TO FINANCIAL STATEMENTS

NOTE 12 Retirement Plans, Deferred Compensation, Postemployment Benefits and Compensated Absences and Other Postretirement Benefit Plans

- A. Defined Benefit Plan
(1) - (3) No Changes.

	Pension Benefits		Postretirement Benefits		Special or Contractual Benefits Per SSAP No. 11	
	2023	2022	2023	2022	2023	2022
(4) Components of net periodic benefit cost						
a. Service cost	\$ 7,531,856	\$ 47,098,818	\$ 549,547	\$ 2,913,188	\$	-
b. Interest cost	\$ 30,370,103	\$ 95,333,901	\$ 2,271,185	\$ 5,836,861	\$	-
c. Expected return on plan assets	\$ (29,792,305)	\$ (163,174,264)	\$ (1,339,124)	\$ (9,260,751)	\$	-
d. Transition asset or obligation	\$	-	\$	-	\$	-
e. Gains and losses	\$ 7,107,719	\$ 62,735,330	\$ 1,250,334	\$ 3,603,984	\$	-
f. Prior service cost or credit		\$	\$ (1,938,289)	\$ (6,721,142)	\$	-
g. Gain or loss recognized due to a settlement or curtailment		\$ 25,327,626		\$	\$	-
h. Total net periodic benefit cost	\$ 15,217,373	\$ 67,321,411	\$ 793,653	\$ (3,627,860)	\$	-

(5) - (21) No Changes.

- B-I. No Changes.

NOTE 13 Capital and Surplus, Dividend Restrictions and Quasi-Reorganizations

(A) - (M) No Changes.

NOTE 14 Liabilities, Contingencies and Assessments

- A. Contingent Commitments
No Changes.

NOTE 15 Leases

- A. Lessee Operating Lease:
No Changes.

NOTE 16 Information About Financial Instruments With Off-Balance Sheet Risk and Financial Instruments With Concentrations of Credit Risk

No Changes.

NOTE 17 Sale, Transfer and Servicing of Financial Assets and Extinguishments of Liabilities

- A. Transfers of Receivables Reported as Sales
No Changes.
- B. Transfer and Servicing of Financial Assets
No Changes.
- C. Wash Sales
No Changes.

NOTE 18 Gain or Loss to the Reporting Entity from Uninsured Plans and the Uninsured Portion of Partially Insured Plans

- A. ASO Plans:
No Changes.
- B. ASC Plans:
No Changes.
- C. Medicare or Similarly Structured Cost Based Reimbursement Contract
No Changes.

NOTE 19 Direct Premium Written/Produced by Managing General Agents/Third Party Administrators

No Changes.

NOTES TO FINANCIAL STATEMENTS

NOTE 20 Fair Value Measurements

A.

(1) Fair Value Measurements at Reporting Date

Description for each class of asset or liability	(Level 1)	(Level 2)	(Level 3)	Net Asset Value (NAV)	Total
a. Assets at fair value					
Bonds - Industrial and Misc		\$ 7,152,065			\$ 7,152,065
Common Stock - Industrial and Misc		\$ 633,570	\$ 56,555,460	\$ 31,076,672	\$ 88,265,702
Residual Tranches			\$ 37,118,837		\$ 37,118,837
Index Participation Feature			\$ 8,643,382		\$ 8,643,382
Total assets at fair value/NAV	\$ -	\$ 7,785,635	\$ 102,317,679	\$ 31,076,672	\$ 141,179,986

(2) Fair Value Measurements in (Level 3) of the Fair Value hierarchy

Description	Ending Balance as of Prior Quarter End	Transfers into Level 3	Transfers out of Level 3	Total gains and (losses) included in Net Income	Total gains and (losses) included in Surplus	Purchases	Issuances	Sales	Settlements	Ending Balance for Current Quarter End
a. Assets										
Common Stock Industrial & Misc	\$ 39,498,160					\$38,890,200		\$ (21,832,900)		\$ 56,555,460
Residual Tranches	\$ 132,319,749		\$ (95,200,912)							\$ 37,118,837
Index Participation	\$ 4,395,080	\$ 1,766,703	\$ (59,964)			\$ 2,549,221		\$ (7,657)		\$ 8,643,383
Total Assets	\$ 176,212,989	\$ 1,766,703	\$ (95,260,876)	\$ -	\$ -	\$41,439,421	\$ -	\$ (21,840,557)	\$ -	\$ 102,317,680

(3) Transfers into and out of Level 3 are due to changes in Market Value of the investments held at this level during the reporting period.

(4) The Company obtains the fair value of financial instruments held in its portfolio from various sources. These sources include published market quotes for active market exchange traded instruments, third party pricing vendors, investment banks which are lead market makers in certain markets, broker quotes and the use of internal valuation models that use market observable inputs when available and Company derived inputs when external inputs are not available or deemed to be inaccurate.

Bonds:

Estimated fair values for bonds, other than private placement securities, are based on values provided by a third-party pricing vendor using primarily observable market inputs. Observable inputs include benchmark yields, reported trades, market dealer quotes, issuer spreads, two-sided markets, benchmark securities, bids, offers and reference data.

Common Stock:

Estimated fair value for unaffiliated common stock is determined using a quoted market price where available. When the Company cannot obtain a quoted market price directly, it relies on values provided by a third-party pricing vendor, or values determined by estimates and assumptions based on internally derived information. The pricing vendor values these securities using observable market inputs, including reported trades, market dealer quotes, bids, offers and reference data. The fair value of common stock was \$88,265,702 at March 31, 2023. \$0 was valued based on quoted market prices from an active market for that identical investment and \$633,570 was valued based on quotes from third party pricing vendors for identical investments in markets that are not actively traded, or for similar investments that are actively traded and model derived valuations whose inputs are observable or whose significant value drivers are observable. Common stocks with an aggregate fair value of \$56,555,460 were determined by using estimates and assumptions based on internally derived information. Common stocks with an aggregate fair value of \$31,076,672 were determined by using Net Asset Value.

Mortgage Loans:

The estimated fair value of the mortgage loan portfolio is derived primarily using a loan value matrix using significant unobservable inputs. The inputs used in the matrix include (1) the weighted average cash flow and average term to maturity for each individual loan; (2) a base spread over the U.S. Treasury rate and (3) an internally computed credit rating that is used to derive the appropriate credit spread. At March 31, 2023, there were no mortgage loans carried at fair value.

Surplus Notes:

Estimated fair values for surplus notes are based on values provided by a third-party pricing vendor using primarily observable market inputs. Observable inputs include benchmark yields, reported trades, market dealer quotes, issuer spreads, two-sided markets, benchmark securities, bids, offers and reference data.

Real Estate:

Real estate properties that are designated as held for sale are carried on the balance sheet at the lower of their depreciated cost basis adjusted for any previous impairment write-downs or fair value less cost to sell. At March 31, 2023, the Company had no property in the held for sale category. The fair value of this property is based on what management believes to be a market price based on a bid received at auction from a third party.

Residual Tranches:

The Company invests in Residual Tranches. These investments are classified as Level 3 financial instruments and are valued based on prices obtained from independent pricing sources. Typical market-observable inputs include benchmark yields, reported trades, issuer spreads, bids, offers, benchmark securities, estimated cash flows and prepayment speeds.

Derivatives:

Derivative instruments are valued through the use of quoted market prices for exchange-traded derivatives (Level 1), third party pricing model and a third-party pricing service for over-the-counter ("OTC") traded derivatives (Level 2) and by using internally developed estimates and assumptions when no quoted market price or third party vendor price is available.

(5) Not Applicable.

B. Not Applicable.

C. Aggregate fair value for all financial instruments and the level within the fair value hierarchy in which the fair value measurements in their entirety fall.

Type of Financial Instrument	Aggregate Fair Value	Admitted Assets	(Level 1)	(Level 2)	(Level 3)	Net Asset Value (NAV)	Not Practicable (Carrying Value)
Bonds	\$ 45,454,444,237	\$ 51,329,099,943	\$ 910,339,249	\$ 39,484,693,343	\$ 5,059,411,644	\$ 31,076,672	
Common Stock	\$ 88,265,702	\$ 88,265,702		\$ 633,570	\$ 56,555,460		
Mortgage Loans	\$ 5,969,415,364	\$ 6,331,252,677			\$ 5,969,415,364		
Surplus Notes	\$ 575,765,243	\$ 688,810,755		\$ 575,765,243			
Residual Tranches	\$ 37,118,837	\$ 37,118,837			\$ 37,118,837		
Currency Swaps (Asset)	\$ 226,139,933	\$ 130,145,163			\$ 226,139,933		
Index Participation Feature	\$ 8,643,382	\$ 8,643,382			\$ 8,643,382		
Currency Swaps (Liability)	\$ 11,100,705	\$ 11,782,165			\$ 11,100,705		

D. Not Applicable.

NOTES TO FINANCIAL STATEMENTS

E. The mutual funds valued at NAV are priced by dividing the daily NAV by the number of shares outstanding. As a result, the shares will never be sold for below NAV.

NOTE 21 Other Items

- A. Unusual or Infrequent Items
No Changes.
- B. Troubled Debt Restructuring: Debtors
No Changes.
- C. Other Disclosures
No Changes.
- D. Business Interruption Insurance Recoveries
No Changes.
- E. State Transferable and Non-transferable Tax Credits
No Changes.
- F. Subprime Mortgage Related Risk Exposure
No Changes.
- G. Retained Assets
No Changes.
- H. Insurance-Linked Securities (ILS) Contracts
No Changes.
- I. The Amount That Could Be Realized on Life Insurance Where the Reporting Entity is Owner and Beneficiary or Has Otherwise Obtained Rights to Control the Policy
No Changes.

NOTE 22 Events Subsequent

No Changes.

NOTE 23 Reinsurance

- A. Ceded Reinsurance Report
No Changes.

NOTE 24 Retrospectively Rated Contracts & Contracts Subject to Redetermination

- A. Disclose the method used by the reporting entity to estimate accrued retrospective premium adjustments.
No Changes.
- B. Disclose whether accrued retrospective premium are recorded through written premium or as an adjustment to earned premium.
No Changes.
- C. Disclose the amount of net premiums written that are subject to retrospective rating features, as well as the corresponding percentage to total net premiums written.
No Changes.
- D. Medical loss ratio rebates required pursuant to the Public Health Service Act.
No Changes.
- E. Risk Sharing Provisions of the Affordable Care Act
No Changes.

NOTE 25 Change in Incurred Losses and Loss Adjustment Expenses

Activity in the liability for unpaid accident & health claim reserves is summarized as follows:

	03/31/2023	12/31/2022
Balance of Unpaid A&H Claims and Claim Reserves, net of Reinsurance at January 1	\$ 4,799,293,089	\$ 4,548,885,222
Incurred related to:		
Current year	\$ 928,034,453	\$ 3,005,051,888
Prior Year	<u>(189,928,591)</u>	<u>(132,552,000)</u>
Total Incurred	\$ 738,105,862	\$ 2,872,499,888
Paid related to:		
Current year	\$ 414,364,848	\$ 1,920,502,688
Prior year	<u>273,501,560</u>	<u>701,589,330</u>
Total Paid	\$ 687,866,408	\$ 2,622,092,018
Balance of Unpaid A&H Claims and Claim Reserves, net of Reinsurance	\$ 4,849,532,543	\$ 4,799,293,092

NOTE 26 Intercompany Pooling Arrangements

No Changes.

NOTE 27 Structured Settlements

No Changes.

NOTE 28 Health Care Receivables

No Changes.

NOTE 29 Participating Policies

No Changes.

NOTE 30 Premium Deficiency Reserves

No Changes.

NOTE 31 Reserves for Life Contracts and Annuity Contracts

No Changes.

NOTES TO FINANCIAL STATEMENTS

NOTE 32 Analysis of Annuity Actuarial Reserves and Deposit Type Contract Liabilities by Withdrawal Characteristics

No Changes.

NOTE 33 Analysis of Life Actuarial Reserves by Withdrawal Characteristics

No Changes.

NOTE 34 Premium & Annuity Considerations Deferred and Uncollected

No Changes.

NOTE 35 Separate Accounts

No Changes.

NOTE 36 Loss/Claim Adjustment Expenses

No Changes.

STATEMENT AS OF MARCH 31, 2023 OF THE GUARDIAN LIFE INSURANCE COMPANY OF AMERICA
GENERAL INTERROGATORIES

PART 1 - COMMON INTERROGATORIES

GENERAL

- 1.1 Did the reporting entity experience any material transactions requiring the filing of Disclosure of Material Transactions with the State of Domicile, as required by the Model Act? Yes [] No [X]
- 1.2 If yes, has the report been filed with the domiciliary state? Yes [] No []
- 2.1 Has any change been made during the year of this statement in the charter, by-laws, articles of incorporation, or deed of settlement of the reporting entity? Yes [] No [X]
- 2.2 If yes, date of change:
- 3.1 Is the reporting entity a member of an Insurance Holding Company System consisting of two or more affiliated persons, one or more of which is an insurer? Yes [] No [X]
 If yes, complete Schedule Y, Parts 1 and 1A.
- 3.2 Have there been any substantial changes in the organizational chart since the prior quarter end? Yes [] No [X]
- 3.3 If the response to 3.2 is yes, provide a brief description of those changes.

- 3.4 Is the reporting entity publicly traded or a member of a publicly traded group? Yes [] No [X]
- 3.5 If the response to 3.4 is yes, provide the CIK (Central Index Key) code issued by the SEC for the entity/group.
- 4.1 Has the reporting entity been a party to a merger or consolidation during the period covered by this statement? Yes [] No [X]
- 4.2 If yes, provide the name of the entity, NAIC Company Code, and state of domicile (use two letter state abbreviation) for any entity that has ceased to exist as a result of the merger or consolidation.

1 Name of Entity	2 NAIC Company Code	3 State of Domicile
.....

5. If the reporting entity is subject to a management agreement, including third-party administrator(s), managing general agent(s), attorney-in-fact, or similar agreement, have there been any significant changes regarding the terms of the agreement or principals involved? Yes [] No [X] N/A []
 If yes, attach an explanation.

- 6.1 State as of what date the latest financial examination of the reporting entity was made or is being made. 12/31/2018
- 6.2 State the as of date that the latest financial examination report became available from either the state of domicile or the reporting entity. This date should be the date of the examined balance sheet and not the date the report was completed or released. 12/31/2018
- 6.3 State as of what date the latest financial examination report became available to other states or the public from either the state of domicile or the reporting entity. This is the release date or completion date of the examination report and not the date of the examination (balance sheet date). 06/30/2020
- 6.4 By what department or departments?
 New York State Department of Financial Services
- 6.5 Have all financial statement adjustments within the latest financial examination report been accounted for in a subsequent financial statement filed with Departments? Yes [] No [] N/A [X]
- 6.6 Have all of the recommendations within the latest financial examination report been complied with? Yes [] No [] N/A [X]
- 7.1 Has this reporting entity had any Certificates of Authority, licenses or registrations (including corporate registration, if applicable) suspended or revoked by any governmental entity during the reporting period? Yes [] No [X]
- 7.2 If yes, give full information:

- 8.1 Is the company a subsidiary of a bank holding company regulated by the Federal Reserve Board? Yes [] No [X]
- 8.2 If response to 8.1 is yes, please identify the name of the bank holding company.

- 8.3 Is the company affiliated with one or more banks, thrifts or securities firms? Yes [X] No []
- 8.4 If response to 8.3 is yes, please provide below the names and location (city and state of the main office) of any affiliates regulated by a federal regulatory services agency [i.e. the Federal Reserve Board (FRB), the Office of the Comptroller of the Currency (OCC), the Federal Deposit Insurance Corporation (FDIC) and the Securities Exchange Commission (SEC)] and identify the affiliate's primary federal regulator.

1 Affiliate Name	2 Location (City, State)	3 FRB	4 OCC	5 FDIC	6 SEC
Park Avenue Investment Advisory, LLC	New York, NY	NO	NO	NO	YES
Park Avenue Institutional Advisers LLC	New York, NY	NO	NO	NO	YES
Park Avenue Securities LLC	New York, NY	NO	NO	NO	YES

STATEMENT AS OF MARCH 31, 2023 OF THE GUARDIAN LIFE INSURANCE COMPANY OF AMERICA
GENERAL INTERROGATORIES

- 9.1 Are the senior officers (principal executive officer, principal financial officer, principal accounting officer or controller, or persons performing similar functions) of the reporting entity subject to a code of ethics, which includes the following standards? Yes [X] No []
 (a) Honest and ethical conduct, including the ethical handling of actual or apparent conflicts of interest between personal and professional relationships;
 (b) Full, fair, accurate, timely and understandable disclosure in the periodic reports required to be filed by the reporting entity;
 (c) Compliance with applicable governmental laws, rules and regulations;
 (d) The prompt internal reporting of violations to an appropriate person or persons identified in the code; and
 (e) Accountability for adherence to the code.
- 9.11 If the response to 9.1 is No, please explain:

- 9.2 Has the code of ethics for senior managers been amended? Yes [] No [X]
- 9.21 If the response to 9.2 is Yes, provide information related to amendment(s).

- 9.3 Have any provisions of the code of ethics been waived for any of the specified officers? Yes [] No [X]
- 9.31 If the response to 9.3 is Yes, provide the nature of any waiver(s).

FINANCIAL

- 10.1 Does the reporting entity report any amounts due from parent, subsidiaries or affiliates on Page 2 of this statement? Yes [X] No []
- 10.2 If yes, indicate any amounts receivable from parent included in the Page 2 amount: \$

INVESTMENT

- 11.1 Were any of the stocks, bonds, or other assets of the reporting entity loaned, placed under option agreement, or otherwise made available for use by another person? (Exclude securities under securities lending agreements.) Yes [] No [X]
- 11.2 If yes, give full and complete information relating thereto:

12. Amount of real estate and mortgages held in other invested assets in Schedule BA: \$
13. Amount of real estate and mortgages held in short-term investments: \$
- 14.1 Does the reporting entity have any investments in parent, subsidiaries and affiliates? Yes [X] No []
- 14.2 If yes, please complete the following:

	1 Prior Year-End Book/Adjusted Carrying Value	2 Current Quarter Book/Adjusted Carrying Value
14.21 Bonds	\$ 164,750,000	\$ 164,750,000
14.22 Preferred Stock	\$	\$
14.23 Common Stock	\$ 1,187,914,486	\$ 1,159,527,259
14.24 Short-Term Investments	\$	\$
14.25 Mortgage Loans on Real Estate	\$	\$
14.26 All Other	\$ 1,182,699,422	\$ 1,191,547,877
14.27 Total Investment in Parent, Subsidiaries and Affiliates (Subtotal Lines 14.21 to 14.26)	\$ 2,535,363,908	\$ 2,515,825,136
14.28 Total Investment in Parent included in Lines 14.21 to 14.26 above	\$	\$

- 15.1 Has the reporting entity entered into any hedging transactions reported on Schedule DB? Yes [X] No []
- 15.2 If yes, has a comprehensive description of the hedging program been made available to the domiciliary state? Yes [X] No [] N/A []
 If no, attach a description with this statement.

16. For the reporting entity's security lending program, state the amount of the following as of the current statement date:
- 16.1 Total fair value of reinvested collateral assets reported on Schedule DL, Parts 1 and 2. \$ 709,133,086
- 16.2 Total book/adjusted carrying value of reinvested collateral assets reported on Schedule DL, Parts 1 and 2 \$ 713,524,278
- 16.3 Total payable for securities lending reported on the liability page. \$ 709,058,542

STATEMENT AS OF MARCH 31, 2023 OF THE GUARDIAN LIFE INSURANCE COMPANY OF AMERICA
GENERAL INTERROGATORIES

17. Excluding items in Schedule E - Part 3 - Special Deposits, real estate, mortgage loans and investments held physically in the reporting entity's offices, vaults or safety deposit boxes, were all stocks, bonds and other securities, owned throughout the current year held pursuant to a custodial agreement with a qualified bank or trust company in accordance with Section 1, III - General Examination Considerations, F. Outsourcing of Critical Functions, Custodial or Safekeeping Agreements of the NAIC Financial Condition Examiners Handbook? Yes [] No []
- 17.1 For all agreements that comply with the requirements of the NAIC Financial Condition Examiners Handbook, complete the following:

1 Name of Custodian(s)	2 Custodian Address
JP Morgan Chase	270 Park Avenue, Floor 41, New York, NY 10017

- 17.2 For all agreements that do not comply with the requirements of the NAIC Financial Condition Examiners Handbook, provide the name, location and a complete explanation:

1 Name(s)	2 Location(s)	3 Complete Explanation(s)
.....

- 17.3 Have there been any changes, including name changes, in the custodian(s) identified in 17.1 during the current quarter? Yes [] No []
- 17.4 If yes, give full information relating thereto:

1 Old Custodian	2 New Custodian	3 Date of Change	4 Reason
.....

- 17.5 Investment management – Identify all investment advisors, investment managers, broker/dealers, including individuals that have the authority to make investment decisions on behalf of the reporting entity. For assets that are managed internally by employees of the reporting entity, note as such. ["...that have access to the investment accounts"; "...handle securities"]

1 Name of Firm or Individual	2 Affiliation
Martin Vernon	I.....
John Gargana	I.....
Rob Simmons	I.....
Rob Crimmins	I.....
Demetrios Tsaparas	I.....
David Padulo	I.....
Isaac Lowenbraun	I.....
William Lee	I.....
Andrew Liggio	I.....
Xiaolong Sun	I.....
Jane Lu	I.....
Alliance Bernstein	U.....

- 17.5097 For those firms/individuals listed in the table for Question 17.5, do any firms/individuals unaffiliated with the reporting entity (i.e. designated with a "U") manage more than 10% of the reporting entity's invested assets?..... Yes [] No []

- 17.5098 For firms/individuals unaffiliated with the reporting entity (i.e. designated with a "U") listed in the table for Question 17.5, does the total assets under management aggregate to more than 50% of the reporting entity's invested assets?..... Yes [] No []

- 17.6 For those firms or individuals listed in the table for 17.5 with an affiliation code of "A" (affiliated) or "U" (unaffiliated), provide the information for the table below.

1	2	3	4	5
Central Registration Depository Number	Name of Firm or Individual	Legal Entity Identifier (LEI)	Registered With	Investment Management Agreement (IMA) Filed
.....

- 18.1 Have all the filing requirements of the Purposes and Procedures Manual of the NAIC Investment Analysis Office been followed? Yes [] No []
- 18.2 If no, list exceptions:

19. By self-designating 5GI securities, the reporting entity is certifying the following elements for each self-designated 5GI security:
- a. Documentation necessary to permit a full credit analysis of the security does not exist or an NAIC CRP credit rating for an FE or PL security is not available.
 - b. Issuer or obligor is current on all contracted interest and principal payments.
 - c. The insurer has an actual expectation of ultimate payment of all contracted interest and principal.
- Has the reporting entity self-designated 5GI securities? Yes [] No []

20. By self-designating PLGI securities, the reporting entity is certifying the following elements of each self-designated PLGI security:
- a. The security was purchased prior to January 1, 2018.
 - b. The reporting entity is holding capital commensurate with the NAIC Designation reported for the security.
 - c. The NAIC Designation was derived from the credit rating assigned by an NAIC CRP in its legal capacity as a NRSRO which is shown on a current private letter rating held by the insurer and available for examination by state insurance regulators.
 - d. The reporting entity is not permitted to share this credit rating of the PL security with the SVO.
- Has the reporting entity self-designated PLGI securities? Yes [] No []

21. By assigning FE to a Schedule BA non-registered private fund, the reporting entity is certifying the following elements of each self-designated FE fund:
- a. The shares were purchased prior to January 1, 2019.
 - b. The reporting entity is holding capital commensurate with the NAIC Designation reported for the security.
 - c. The security had a public credit rating(s) with annual surveillance assigned by an NAIC CRP in its legal capacity as an NRSRO prior to January 1, 2019.
 - d. The fund only or predominantly holds bonds in its portfolio.
 - e. The current reported NAIC Designation was derived from the public credit rating(s) with annual surveillance assigned by an NAIC CRP in its legal capacity as an NRSRO.
 - f. The public credit rating(s) with annual surveillance assigned by an NAIC CRP has not lapsed.
- Has the reporting entity assigned FE to Schedule BA non-registered private funds that complied with the above criteria? Yes [] No []

STATEMENT AS OF MARCH 31, 2023 OF THE GUARDIAN LIFE INSURANCE COMPANY OF AMERICA
GENERAL INTERROGATORIES

PART 2 - LIFE AND ACCIDENT AND HEALTH COMPANIES/FRATERNAL BENEFIT SOCIETIES

Life and Accident Health Companies/Fraternal Benefit Societies:

1. Report the statement value of mortgage loans at the end of this reporting period for the following categories: 1
Amount
- 1.1 Long-Term Mortgages In Good Standing
- 1.11 Farm Mortgages\$.....
- 1.12 Residential Mortgages\$.....
- 1.13 Commercial Mortgages\$..... 6,006,875,675
- 1.14 Total Mortgages in Good Standing\$..... 6,006,875,675
- 1.2 Long-Term Mortgages In Good Standing with Restructured Terms
- 1.21 Total Mortgages in Good Standing with Restructured Terms.....\$.....
- 1.3 Long-Term Mortgage Loans Upon which Interest is Overdue more than Three Months
- 1.31 Farm Mortgages\$.....
- 1.32 Residential Mortgages\$.....
- 1.33 Commercial Mortgages\$.....
- 1.34 Total Mortgages with Interest Overdue more than Three Months\$.....
- 1.4 Long-Term Mortgage Loans in Process of Foreclosure
- 1.41 Farm Mortgages\$.....
- 1.42 Residential Mortgages\$.....
- 1.43 Commercial Mortgages\$.....
- 1.44 Total Mortgages in Process of Foreclosure\$.....
- 1.5 Total Mortgage Loans (Lines 1.14 + 1.21 + 1.34 + 1.44) (Page 2, Column 3, Lines 3.1 + 3.2)\$..... 6,006,875,675
- 1.6 Long-Term Mortgages Foreclosed, Properties Transferred to Real Estate in Current Quarter
- 1.61 Farm Mortgages\$..... 66
- 1.62 Residential Mortgages\$.....
- 1.63 Commercial Mortgages\$..... 33
- 1.64 Total Mortgages Foreclosed and Transferred to Real Estate\$..... 99
2. Operating Percentages:
- 2.1 A&H loss percent %
- 2.2 A&H cost containment percent 0.000 %
- 2.3 A&H expense percent excluding cost containment expenses %
- 3.1 Do you act as a custodian for health savings accounts? Yes [] No [X]
- 3.2 If yes, please provide the amount of custodial funds held as of the reporting date\$.....
- 3.3 Do you act as an administrator for health savings accounts? Yes [] No [X]
- 3.4 If yes, please provide the balance of the funds administered as of the reporting date\$.....
4. Is the reporting entity licensed or chartered, registered, qualified, eligible or writing business in at least two states? Yes [X] No []
- 4.1 If no, does the reporting entity assume reinsurance business that covers risks residing in at least one state other than the state of domicile of the reporting entity? Yes [] No []

Fraternal Benefit Societies Only:

- 5.1 In all cases where the reporting entity has assumed accident and health risks from another company, provisions should be made in this statement on account of such reinsurances for reserve equal to that which the original company would have been required to establish had it retained the risks. Has this been done? Yes [] No [] N/A []
- 5.2 If no, explain:

- 6.1 Does the reporting entity have outstanding assessments in the form of liens against policy benefits that have increased surplus? Yes [] No []
- 6.2 If yes, what is the date(s) of the original lien and the total outstanding balance of liens that remain in surplus?

Date	Outstanding Lien Amount
.....
.....

SCHEDULE S - CEDED REINSURANCE

Showing All New Reinsurance Treaties - Current Year to Date

1 NAIC Company Code	2 ID Number	3 Effective Date	4 Name of Reinsurer	5 Domiciliary Jurisdiction	6 Type of Reinsurance Ceded	7 Type of Business Ceded	8 Type of Reinsurer	9 Certified Reinsurer Rating (1 through 6)	10 Effective Date of Certified Reinsurer Rating
NONE									

STATEMENT AS OF MARCH 31, 2023 OF THE GUARDIAN LIFE INSURANCE COMPANY OF AMERICA
SCHEDULE T - PREMIUMS AND ANNUITY CONSIDERATIONS

Current Year To Date - Allocated by States and Territories

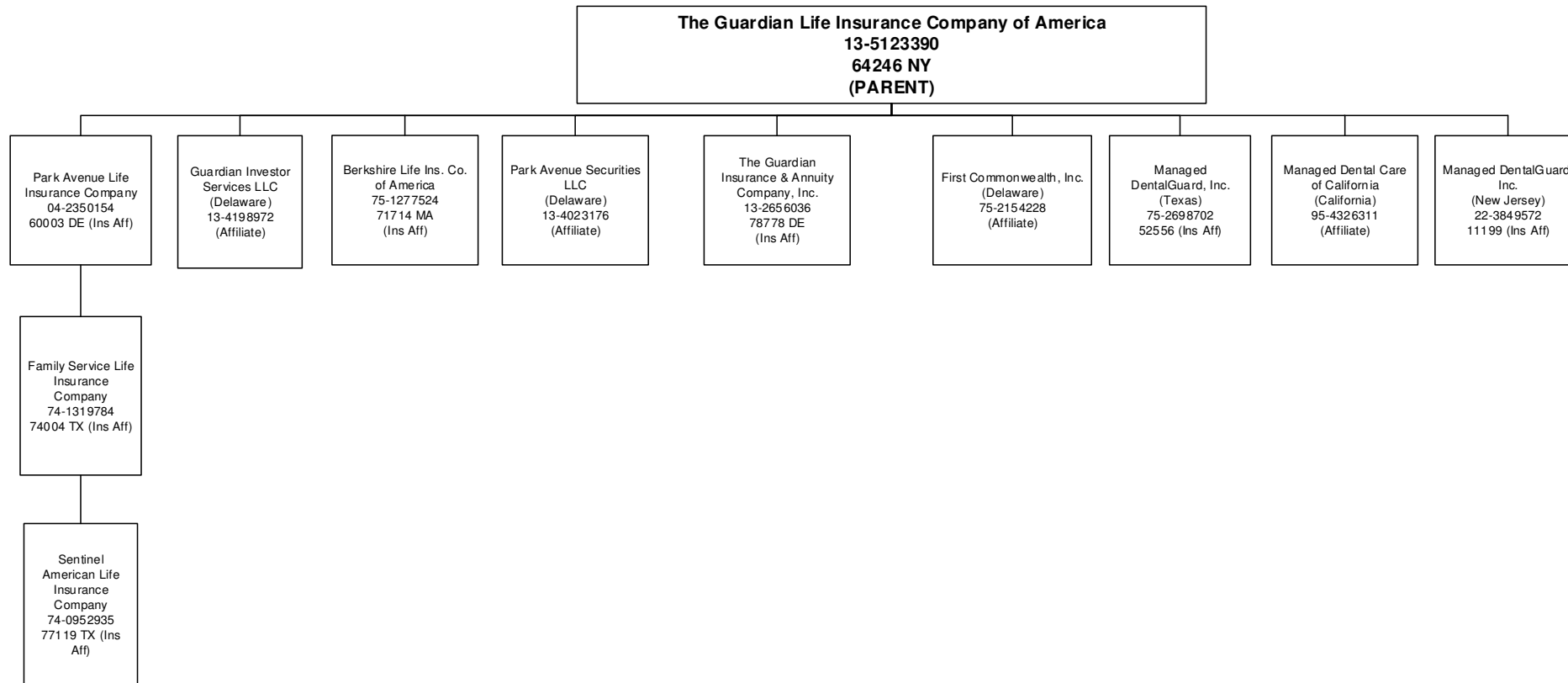
	1	Life Contracts		Direct Business Only			7
		2	3	4	5	6	
States, Etc.	Active Status (a)	Life Insurance Premiums	Annuity Considerations	Accident and Health Insurance Premiums, Including Policy, Membership and Other Fees	Other Considerations	Total Columns 2 Through 5	Deposit-Type Contracts
1. Alabama	AL	L	11,211,876	136,909	14,706,316	26,055,101	
2. Alaska	AK	L	737,835		447,992	1,185,827	
3. Arizona	AZ	L	11,713,877		9,585,798	21,299,674	
4. Arkansas	AR	L	2,941,595		3,804,962	6,746,558	
5. California	CA	L	96,387,155	106,542	172,147,915	268,641,612	
6. Colorado	CO	L	13,561,483	159,500	11,530,481	25,251,464	
7. Connecticut	CT	L	24,267,397	142,024	8,277,587	32,687,009	
8. Delaware	DE	L	4,994,476		1,668,728	6,663,204	
9. District of Columbia	DC	L	4,219,404	350,846	5,648,849	10,219,100	
10. Florida	FL	L	101,518,265	152,397	91,079,988	192,750,650	
11. Georgia	GA	L	45,256,604	724,044	31,250,046	77,230,694	17,955
12. Hawaii	HI	L	8,466,228		1,522,643	9,988,871	
13. Idaho	ID	L	1,016,480		1,562,716	2,579,196	
14. Illinois	IL	L	31,000,113	59,802	47,488,525	78,548,440	
15. Indiana	IN	L	15,724,913		20,793,916	36,518,829	
16. Iowa	IA	L	11,637,599		3,004,527	14,642,126	
17. Kansas	KS	L	3,736,594		7,669,740	11,406,334	
18. Kentucky	KY	L	6,825,019	128,163	9,854,286	16,807,468	
19. Louisiana	LA	L	11,112,122	139,963	11,870,695	23,122,780	
20. Maine	ME	L	2,282,917		1,874,003	4,156,920	
21. Maryland	MD	L	18,591,678	26,706	15,612,350	34,230,734	
22. Massachusetts	MA	L	42,799,278	150	36,143,280	78,942,708	2,735
23. Michigan	MI	L	14,044,887		22,636,806	36,681,694	
24. Minnesota	MN	L	15,049,594	109,673	8,373,631	23,532,899	
25. Mississippi	MS	L	7,054,516		10,817,614	17,872,130	
26. Missouri	MO	L	8,783,184		18,295,762	27,078,946	
27. Montana	MT	L	4,293,736		2,455,535	6,749,270	
28. Nebraska	NE	L	2,541,911	70,827	3,708,464	6,321,201	
29. Nevada	NV	L	12,652,963		6,711,044	19,364,007	
30. New Hampshire	NH	L	6,798,333		2,531,988	9,330,321	
31. New Jersey	NJ	L	126,251,090	22,507	36,310,147	162,583,744	25,000
32. New Mexico	NM	L	1,378,341		842,436	2,220,777	
33. New York	NY	L	275,698,975	673,858	139,253,884	415,626,717	2,016,100,000
34. North Carolina	NC	L	23,706,004	34,333	22,668,761	46,409,098	2,021,491
35. North Dakota	ND	L	1,475,179		836,089	2,311,268	
36. Ohio	OH	L	34,795,454	48,950	39,340,151	74,184,555	
37. Oklahoma	OK	L	5,564,712		7,419,559	12,984,271	
38. Oregon	OR	L	9,957,428		9,158,027	19,115,454	
39. Pennsylvania	PA	L	51,537,005		38,653,983	90,190,989	
40. Rhode Island	RI	L	2,244,925		542,908	2,787,833	
41. South Carolina	SC	L	18,310,573		15,374,406	33,684,979	
42. South Dakota	SD	L	877,123		838,926	1,716,049	
43. Tennessee	TN	L	19,367,963	254,544	17,512,632	37,135,139	
44. Texas	TX	L	59,155,488	113,476	89,612,868	148,881,833	
45. Utah	UT	L	5,641,283		6,047,954	11,689,236	
46. Vermont	VT	L	1,172,562	75	379,832	1,552,469	
47. Virginia	VA	L	21,068,661	105,072	27,269,170	48,442,904	41,799
48. Washington	WA	L	8,214,215	65,000	6,319,624	14,598,839	
49. West Virginia	WV	L	2,693,591		3,840,733	6,534,324	
50. Wisconsin	WI	L	8,640,062		9,681,612	18,321,674	
51. Wyoming	WY	L	1,343,010		746,362	2,089,372	
52. American Samoa	AS	N	179			179	
53. Guam	GU	N					
54. Puerto Rico	PR	N	51,006		8,695	59,700	
55. U.S. Virgin Islands	VI	N	(481)		614	133	
56. Northern Mariana Islands	MP	N					
57. Canada	CAN	N	16,799		3,863	20,662	
58. Aggregate Other Aliens	OT	XXX	6,981,354		4,496	6,985,850	
59. Subtotal	XXX		1,227,364,535	3,625,363	1,055,743,919	2,286,733,817	2,018,208,980
90. Reporting entity contributions for employee benefits plans	XXX		1,100,870		1,293,367	2,394,237	
91. Dividends or refunds applied to purchase paid-up additions and annuities	XXX		215,746,665	865,482		216,612,148	
92. Dividends or refunds applied to shorten endowment or premium paying period	XXX						
93. Premium or annuity considerations waived under disability or other contract provisions	XXX		6,534,799		2,105,817	8,640,616	
94. Aggregate or other amounts not allocable by State	XXX		74,780,813		407,651	75,188,463	
95. Totals (Direct Business)	XXX		1,525,527,682	4,490,845	1,059,550,754	2,589,569,281	2,018,208,980
96. Plus Reinsurance Assumed	XXX		7,054,158		147,875,425	154,929,583	
97. Totals (All Business)	XXX		1,532,581,840	4,490,845	1,207,426,179	2,744,498,864	2,018,208,980
98. Less Reinsurance Ceded	XXX		180,352,624		31,792,153	212,144,777	
99. Totals (All Business) less Reinsurance Ceded	XXX		1,352,229,216	4,490,845	1,175,634,026	2,532,354,087	2,018,208,980
DETAILS OF WRITE-INS							
58001. Other alien	XXX		6,981,354		4,496	6,985,850	
58002.	XXX						
58003.	XXX						
58998. Summary of remaining write-ins for Line 58 from overflow page	XXX						
58999. Totals (Lines 58001 through 58003 plus 58998)(Line 58 above)	XXX		6,981,354		4,496	6,985,850	
9401. Paid-up	XXX		50,960,991			50,960,991	
9402. Dividend accumulations applied as premium in states that do not allow a dividend deduction and non-taxable fees and charges	XXX		23,819,821		407,651	24,227,472	
9403.	XXX						
9498. Summary of remaining write-ins for Line 94 from overflow page	XXX						
9499. Totals (Lines 9401 through 9403 plus 9498)(Line 94 above)	XXX		74,780,813		407,651	75,188,463	

(a) Active Status Counts:

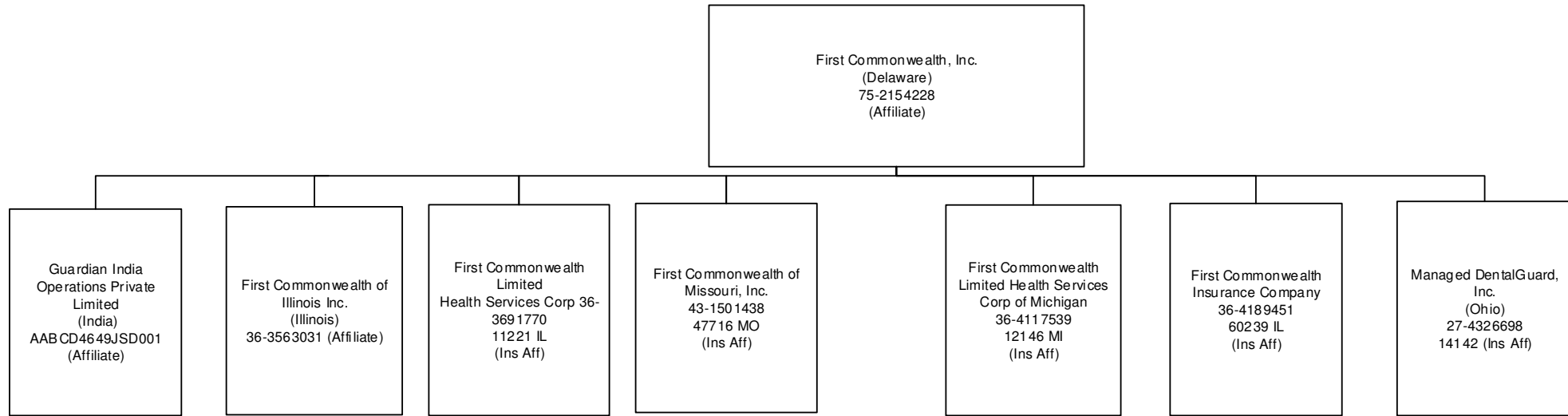
- 1. L - Licensed or Chartered - Licensed insurance carrier or domiciled RRG.....51
- 2. R - Registered - Non-domiciled RRGs.....
- 3. E - Eligible - Reporting entities eligible or approved to write surplus lines in the state.....
- 4. Q - Qualified - Qualified or accredited reinsurer.....
- 5. N - None of the above - Not allowed to write business in the state..... 6

Premiums and annuity considerations are allocated on the basis of the address which has been designated by the policyholder for premium notice purposes.

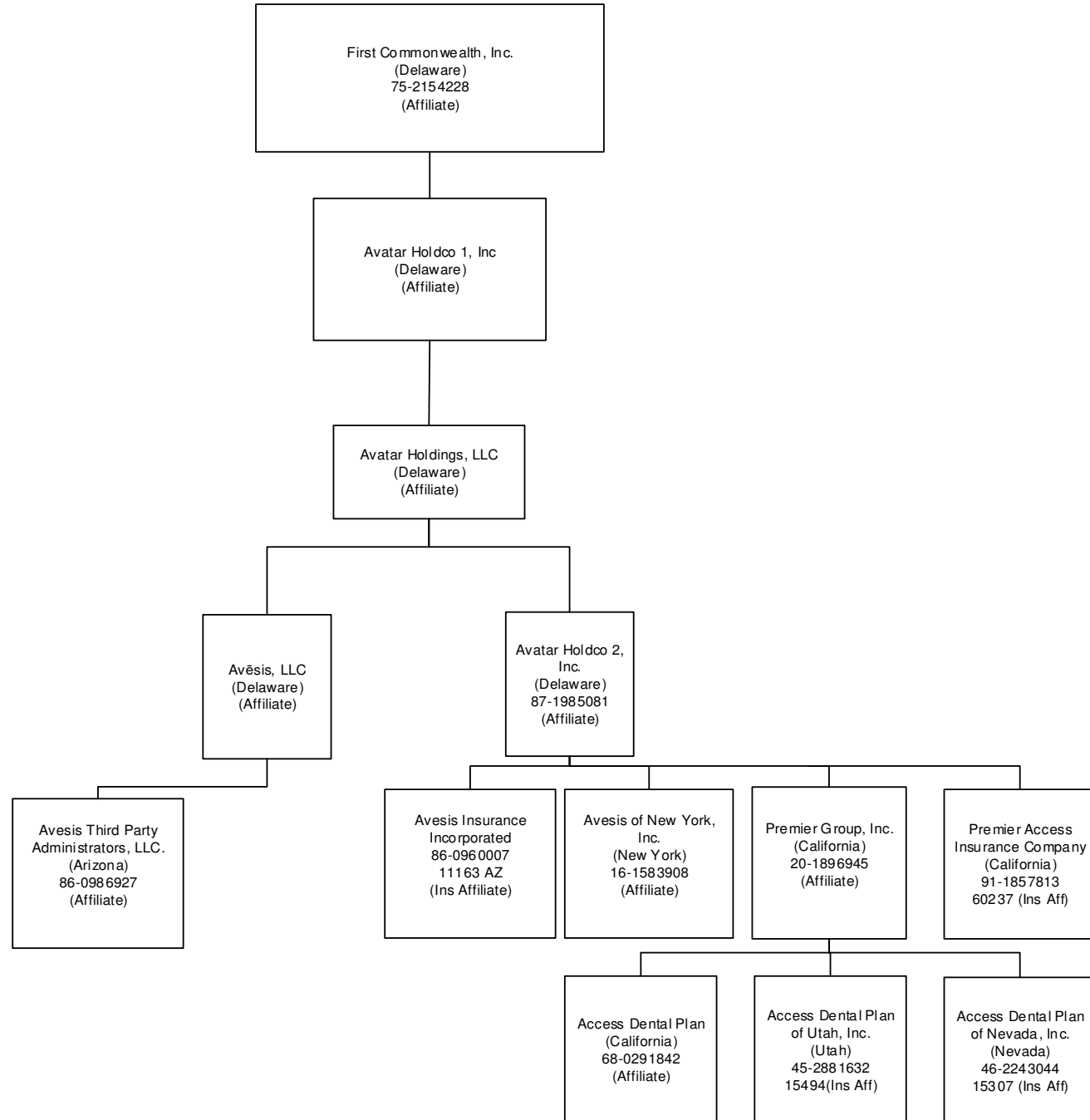
STATEMENT AS OF MARCH 31, 2023 OF THE GUARDIAN LIFE INSURANCE COMPANY OF AMERICA



STATEMENT AS OF MARCH 31, 2023 OF THE GUARDIAN LIFE INSURANCE COMPANY OF AMERICA



STATEMENT AS OF MARCH 31, 2023 OF THE GUARDIAN LIFE INSURANCE COMPANY OF AMERICA



STATEMENT AS OF MARCH 31, 2023 OF THE GUARDIAN LIFE INSURANCE COMPANY OF AMERICA

SCHEDULE Y

PART 1A - DETAIL OF INSURANCE HOLDING COMPANY SYSTEM

1	2	3	4	5	6	7	8	9	10	11	12	13	14	15	16
Group Code	Group Name	NAIC Company Code	ID Number	Federal RSSD	CIK	Name of Securities Exchange if Publicly Traded (U.S. or International)	Names of Parent, Subsidiaries Or Affiliates	Domi-ciliary Location	Relation-ship to Reporting Entity	Directly Controlled by (Name of Entity/Person)	Type of Control (Ownership, Board, Management, Attorney-in-Fact, Influence, Other)	If Control is Ownership Provide Percentage	Ultimate Controlling Entity(ies)/Person(s)	Is an SCA Filing Re-quired? (Yes/No)	*
.0429	The Guardian Life Insurance Co. of America	64246	13-5123390	3081309			The Guardian Life Insurance Co. of America	..NY....		The Guardian Life Insurance Co. of America			The Guardian Life Insurance Co. of America	..NO....	
.0429	The Guardian Life Insurance Co. of America	60003	04-2350154				Park Avenue Life Insurance Company	..DE....	..IA....	The Guardian Life Insurance Co. of America	Ownership.....	100.000	The Guardian Life Insurance Co. of America	..NO....	
.0429	The Guardian Life Insurance Co. of America	74004	74-1319784				Family Service Life Insurance Company	..TX....	..IA....	Park Avenue Life Insurance Company	Ownership.....	100.000	The Guardian Life Insurance Co. of America	..NO....	
.0429	The Guardian Life Insurance Co. of America	77119	74-0952935				Sentinel American Life Insurance Company	..TX....	..IA....	Family Service Life Insurance Company	Ownership.....	100.000	The Guardian Life Insurance Co. of America	..NO....	
.0429	The Guardian Life Insurance Co. of America	78778	13-2656036				The Guardian Insurance & Annuity Co., Inc.	..DE....	..IA....	The Guardian Life Insurance Co. of America	Ownership.....	100.000	The Guardian Life Insurance Co. of America	..NO....	
.0000	The Guardian Life Insurance Co. of America		13-4023176				Park Avenue Securities LLC	..DE....	..NIA....	The Guardian Life Insurance Co. of America	Ownership.....	100.000	The Guardian Life Insurance Co. of America	..NO....	
.0000	The Guardian Life Insurance Co. of America		95-4326311				Managed Dental Care of California	..CA....	..NIA....	The Guardian Life Insurance Co. of America	Ownership.....	100.000	The Guardian Life Insurance Co. of America	..YES....	
.0429	The Guardian Life Insurance Co. of America	11221	36-3691770				First Commonwealth Ltd Health Svs Corp	..IL....	..IA....	First Commonwealth Inc.	Ownership.....	100.000	The Guardian Life Insurance Co. of America	..NO....	
.0000	The Guardian Life Insurance Co. of America		36-3563031				First Commonwealth of Illinois Inc.	..IL....	..NIA....	First Commonwealth Inc.	Ownership.....	100.000	The Guardian Life Insurance Co. of America	..NO....	
.0429	The Guardian Life Insurance Co. of America	47716	43-1501438				First Commonwealth of Missouri, Inc.	..MO....	..IA....	First Commonwealth Inc.	Ownership.....	100.000	The Guardian Life Insurance Co. of America	..NO....	
.0429	The Guardian Life Insurance Co. of America	12146	36-4117539				First Commonwealth Ltd Hlth Svs Corp of MI	..MI....	..IA....	First Commonwealth Inc.	Ownership.....	100.000	The Guardian Life Insurance Co. of America	..NO....	
.0429	The Guardian Life Insurance Co. of America	60239	36-4189451				First Commonwealth Insurance Company	..IL....	..IA....	First Commonwealth Inc.	Ownership.....	100.000	The Guardian Life Insurance Co. of America	..NO....	
.0000	The Guardian Life Insurance Co. of America		75-2154228				First Commonwealth Inc.	..DE....	..NIA....	The Guardian Life Insurance Co. of America	Ownership.....	100.000	The Guardian Life Insurance Co. of America	..YES....	
.0429	The Guardian Life Insurance Co. of America	71714	75-1277524	2391878			Berkshire Life Insurance Company of America	..MA....	..IA....	The Guardian Life Insurance Co. of America	Ownership.....	100.000	The Guardian Life Insurance Co. of America	..NO....	
.0429	The Guardian Life Insurance Co. of America	52556	75-2698702				Managed DentalGuard Inc. (Texas)	..TX....	..IA....	The Guardian Life Insurance Co. of America	Ownership.....	100.000	The Guardian Life Insurance Co. of America	..NO....	
.0429	The Guardian Life Insurance Co. of America	11199	22-3849572				Managed DentalGuard Inc. (New Jersey)	..NJ....	..IA....	The Guardian Life Insurance Co. of America	Ownership.....	100.000	The Guardian Life Insurance Co. of America	..NO....	
.0429	The Guardian Life Insurance Co. of America	14142	27-4326698				Managed DentalGuard Inc. (Ohio)	..OH....	..IA....	First Commonwealth Inc.	Ownership.....	100.000	The Guardian Life Insurance Co. of America	..NO....	
.0000	The Guardian Life Insurance Co. of America		13-4198972				Guardian Investor Services LLC	..DE....	..NIA....	The Guardian Life Insurance Co. of America	Ownership.....	100.000	The Guardian Life Insurance Co. of America	..NO....	
.0429	The Guardian Life Insurance Co. of America	60237	91-1857813				Premier Access Insurance Company	..CA....	..IA....	First Commonwealth Inc.	Ownership.....	100.000	The Guardian Life Insurance Co. of America	..NO....	
.0429	The Guardian Life Insurance Co. of America	15494	45-2881632				Access Dental Plan of Utah, Inc.	..UT....	..IA....	First Commonwealth Inc.	Ownership.....	100.000	The Guardian Life Insurance Co. of America	..NO....	
.0429	The Guardian Life Insurance Co. of America	15307	46-2243044				Access Dental Plan of Nevada, Inc.	..NV....	..IA....	First Commonwealth Inc.	Ownership.....	100.000	The Guardian Life Insurance Co. of America	..NO....	
.0000	The Guardian Life Insurance Co. of America		68-0291842				Access Dental Plan	..CA....	..NIA....	First Commonwealth Inc.	Ownership.....	100.000	The Guardian Life Insurance Co. of America	..NO....	
.0000	The Guardian Life Insurance Co. of America						Guardian India Operations Private Limited	..IND....	..NIA....	First Commonwealth Inc.	Ownership.....	100.000	The Guardian Life Insurance Co. of America	..NO....	
.0000	The Guardian Life Insurance Co. of America		20-1896945				Premier Group, Inc.	..CA....	..NIA....	First Commonwealth Inc.	Ownership.....	100.000	The Guardian Life Insurance Co. of America	..NO....	
.0000	The Guardian Life Insurance Co. of America		86-0349350				Avesis, LLC	..DE....	..IA....	First Commonwealth Inc.	Ownership.....	100.000	The Guardian Life Insurance Co. of America	..NO....	
.0429	The Guardian Life Insurance Co. of America	11163	86-0960007				Avesis Insurance Incorporated	..AZ....	..NIA....	First Commonwealth Inc.	Ownership.....	100.000	The Guardian Life Insurance Co. of America	..NO....	

STATEMENT AS OF MARCH 31, 2023 OF THE GUARDIAN LIFE INSURANCE COMPANY OF AMERICA

SCHEDULE Y

PART 1A - DETAIL OF INSURANCE HOLDING COMPANY SYSTEM

1	2	3	4	5	6	7	8	9	10	11	12	13	14	15	16
Group Code	Group Name	NAIC Company Code	ID Number	Federal RSSD	CIK	Name of Securities Exchange if Publicly Traded (U.S. or International)	Names of Parent, Subsidiaries Or Affiliates	Domiciliary Location	Relationship to Reporting Entity	Directly Controlled by (Name of Entity/Person)	Type of Control (Ownership, Board, Management, Attorney-in-Fact, Influence, Other)	If Control is Ownership Provide Percentage	Ultimate Controlling Entity(ies)/Person(s)	Is an SCA Filing Required? (Yes/No)	*
.0000	The Guardian Life Insurance Co. of America		86-0986927				Avesis TPA, LLC	..AZ.....NIA.....	First Commonwealth Inc.	Ownership.....	100.000	The Guardian Life Insurance Co. of AmericaNO.....	
.0000	The Guardian Life Insurance Co. of America		16-1583908				Avesis of New York, Inc	..NY.....NIA.....	First Commonwealth Inc.	Ownership.....	100.000	The Guardian Life Insurance Co. of AmericaNO.....	
.0000	The Guardian Life Insurance Co. of America		87-1961981				Avatar Holdco 1, Inc.*	..DE.....NIA.....	First Commonwealth Inc.	Ownership.....	100.000	The Guardian Life Insurance Co. of AmericaNO.....	
.0000	The Guardian Life Insurance Co. of America		35-2728506				Avatar Holdings, LLC*	..DE.....NIA.....	First Commonwealth Inc.	Ownership.....	.88.000	The Guardian Life Insurance Co. of AmericaNO.....	
.0000	The Guardian Life Insurance Co. of America		87-1985081				Avatar Hold Co 2, Inc	..DE.....NIA.....	First Commonwealth Inc.	Ownership.....	.88.000	The Guardian Life Insurance Co. of AmericaNO.....	

Asterisk	Explanation

STATEMENT AS OF MARCH 31, 2023 OF THE GUARDIAN LIFE INSURANCE COMPANY OF AMERICA

SUPPLEMENTAL EXHIBITS AND SCHEDULES INTERROGATORIES

The following supplemental reports are required to be filed as part of your statement filing. However, in the event that your company does not transact the type of business for which the special report must be filed, your response of NO to the specific interrogatory will be accepted in lieu of filing a "NONE" report and a bar code will be printed below. If the supplement is required of your company but is not being filed for whatever reason enter SEE EXPLANATION and provide an explanation following the interrogatory questions.

	Response
1. Will the Trusteed Surplus Statement be filed with the state of domicile and the NAIC with this statement?	NO
2. Will the Medicare Part D Coverage Supplement be filed with the state of domicile and the NAIC with this statement?	NO
3. Will the Reasonableness of Assumptions Certification required by Actuarial Guideline XXXV be filed with the state of domicile and electronically with the NAIC?	NO
4. Will the Reasonableness and Consistency of Assumptions Certification required by Actuarial Guideline XXXV be filed with the state of domicile and electronically with the NAIC?	NO
5. Will the Reasonableness of Assumptions Certification for Implied Guaranteed Rate Method required by Actuarial Guideline XXXVI be filed with the state of domicile and electronically with the NAIC?	NO
6. Will the Reasonableness and Consistency of Assumptions Certification required by Actuarial Guideline XXXVI (Updated Average Market Value) be filed with the state of domicile and electronically with the NAIC?	NO
7. Will the Reasonableness and Consistency of Assumptions Certification required by Actuarial Guideline XXXVI (Updated Market Value) be filed with the state of domicile and electronically with the NAIC?	YES
8. Will the Life PBR Statement of Exemption be filed with the state of domicile by July 1st and electronically with the NAIC with the second quarterly filing per the Valuation Manual (by August 15)? (2nd Quarter Only) The response for 1st and 3rd quarters should be N/A. A NO response resulting with a bar code is only appropriate in the 2nd quarter. In the case of an ongoing statement of exemption, enter "SEE EXPLANATION" and provide as an explanation that the company is utilizing an ongoing statement of exemption.	N/A

AUGUST FILING


9. Will the regulator-only (non-public) Communication of Internal Control Related Matters Noted in Audit be filed with the state of domicile and electronically with the NAIC (as a regulator-only non-public document) by August 1? The response for 1st and 3rd quarters should be N/A. A NO response resulting with a bar code is only appropriate in the 2nd quarter.	N/A
--	-----

Explanation:

- 1.
- 2.
- 3.
- 4.
- 5.
- 6.

Bar Code:

1. Trusteed Surplus Statement [Document Identifier 490]
2. Medicare Part D Coverage Supplement [Document Identifier 365]
3. Reasonableness of Assumptions Certification required by Actuarial Guideline XXXV [Document Identifier 445]
4. Reasonableness and Consistency of Assumptions Certification required by Actuarial Guideline XXXV [Document Identifier 446]
5. Reasonableness of Assumptions Certification for Implied Guaranteed Rate Method required by Actuarial Guideline XXXVI [Document Identifier 447]
6. Reasonableness and Consistency of Assumptions Certification required by Actuarial Guideline XXXVI [Document Identifier 448]



STATEMENT AS OF MARCH 31, 2023 OF THE GUARDIAN LIFE INSURANCE COMPANY OF AMERICA
OVERFLOW PAGE FOR WRITE-INS

Additional Write-ins for Assets Line 25

	Current Statement Date			4 December 31 Prior Year Net Admitted Assets
	1 Assets	2 Nonadmitted Assets	3 Net Admitted Assets (Cols. 1 - 2)	
2504. Modco receivables	157,235		157,235	301,725
2505. Prepaid assets - pension plan	62,805,587	62,805,587		
2506. Leasehold improvements	35,275,673	35,275,673		
2597. Summary of remaining write-ins for Line 25 from overflow page	98,238,495	98,081,260	157,235	301,725

Additional Write-ins for Liabilities Line 25

	1 Current Statement Date	2 December 31 Prior Year
2504. Reserves for special litigation expense	2,283,300	3,555,500
2505. Claims liabilities for all other lines of business - pools	2,004,543	2,043,277
2506. Miscellaneous reinsurance liabilities	56,060	
2597. Summary of remaining write-ins for Line 25 from overflow page	4,343,902	5,598,777

Additional Write-ins for Summary of Operations Line 8.3

	1 Current Year To Date	2 Prior Year To Date	3 Prior Year Ended December 31
08.304. Miscellaneous income	1,732,054	1,454,781	12,972,886
08.305. Experience refund	319		12,489,275
08.397. Summary of remaining write-ins for Line 8.3 from overflow page	1,732,373	1,454,781	25,462,161

Additional Write-ins for Summary of Operations Line 27

	1 Current Year To Date	2 Prior Year To Date	3 Prior Year Ended December 31
2704. Paid family leave risk adjustment	1,000,000	4,200,000	18,199,569
2705. Federal exchange fees	161,598	166,199	549,788
2706. Interest on fines & penalties of regulatory authorities	55,968	15,459	28,014
2707. Fines & penalties of regulatory authorities	8,861	2,084	35,734
2708. Losses on all other lines of business			(55,182)
2709. Miscellaneous-space and aviation activity		4,334	(427,805)
2797. Summary of remaining write-ins for Line 27 from overflow page	1,226,427	4,388,077	18,330,118

STATEMENT AS OF MARCH 31, 2023 OF THE GUARDIAN LIFE INSURANCE COMPANY OF AMERICA

SCHEDULE A - VERIFICATION

Real Estate

	1 Year to Date	2 Prior Year Ended December 31
1. Book/adjusted carrying value, December 31 of prior year	249,686,170	289,755,277
2. Cost of acquired:		
2.1 Actual cost at time of acquisition		
2.2 Additional investment made after acquisition	1,584,321	8,341,655
3. Current year change in encumbrances	24,322	(27,908,037)
4. Total gain (loss) on disposals	81,326	36,426,280
5. Deduct amounts received on disposals	81,326	37,560,362
6. Total foreign exchange change in book/adjusted carrying value		
7. Deduct current year's other than temporary impairment recognized		
8. Deduct current year's depreciation	4,941,074	19,368,643
9. Book/adjusted carrying value at the end of current period (Lines 1+2+3+4-5+6-7-8)	246,353,739	249,686,170
10. Deduct total nonadmitted amounts		
11. Statement value at end of current period (Line 9 minus Line 10)	246,353,739	249,686,170

SCHEDULE B - VERIFICATION

Mortgage Loans

	1 Year to Date	2 Prior Year Ended December 31
1. Book value/recorded investment excluding accrued interest, December 31 of prior year	5,993,792,369	5,329,797,603
2. Cost of acquired:		
2.1 Actual cost at time of acquisition	25,000,000	1,464,592,326
2.2 Additional investment made after acquisition	25,728,636	112,502,568
3. Capitalized deferred interest and other		
4. Accrual of discount		
5. Unrealized valuation increase (decrease)		
6. Total gain (loss) on disposals		
7. Deduct amounts received on disposals	37,645,336	913,100,128
8. Deduct amortization of premium and mortgage interest points and commitment fees		
9. Total foreign exchange change in book value/recorded investment excluding accrued interest		
10. Deduct current year's other than temporary impairment recognized		
11. Book value/recorded investment excluding accrued interest at end of current period (Lines 1+2+3+4+5+6-7-8+9-10)	6,006,875,669	5,993,792,369
12. Total valuation allowance		
13. Subtotal (Line 11 plus Line 12)	6,006,875,669	5,993,792,369
14. Deduct total nonadmitted amounts		
15. Statement value at end of current period (Line 13 minus Line 14)	6,006,875,669	5,993,792,369

SCHEDULE BA - VERIFICATION

Other Long-Term Invested Assets

	1 Year to Date	2 Prior Year Ended December 31
1. Book/adjusted carrying value, December 31 of prior year	5,438,894,930	4,398,532,648
2. Cost of acquired:		
2.1 Actual cost at time of acquisition	4,000,000	412,503,967
2.2 Additional investment made after acquisition	112,639,450	1,185,861,086
3. Capitalized deferred interest and other		
4. Accrual of discount	10,392	40,556
5. Unrealized valuation increase (decrease)	(1,795,258)	(41,743,052)
6. Total gain (loss) on disposals	(167,283)	(2,675,903)
7. Deduct amounts received on disposals	85,436,335	420,054,539
8. Deduct amortization of premium and depreciation	4,903,627	15,265,133
9. Total foreign exchange change in book/adjusted carrying value	1,053,976	189,860
10. Deduct current year's other than temporary impairment recognized		78,494,558
11. Book/adjusted carrying value at end of current period (Lines 1+2+3+4+5+6-7-8+9-10)	5,464,296,246	5,438,894,930
12. Deduct total nonadmitted amounts	2,414,686	2,676,162
13. Statement value at end of current period (Line 11 minus Line 12)	5,461,881,560	5,436,218,769

SCHEDULE D - VERIFICATION

Bonds and Stocks

	1 Year to Date	2 Prior Year Ended December 31
1. Book/adjusted carrying value of bonds and stocks, December 31 of prior year	52,314,247,616	51,426,482,478
2. Cost of bonds and stocks acquired	1,367,205,356	8,594,188,234
3. Accrual of discount	17,707,933	60,103,281
4. Unrealized valuation increase (decrease)	(21,388,188)	(84,060,645)
5. Total gain (loss) on disposals	(28,345,196)	(185,148,198)
6. Deduct consideration for bonds and stocks disposed of	1,063,699,617	7,244,956,205
7. Deduct amortization of premium	26,523,296	108,260,149
8. Total foreign exchange change in book/adjusted carrying value	24,190,155	(141,382,990)
9. Deduct current year's other than temporary impairment recognized	7,693,533	16,428,932
10. Total investment income recognized as a result of prepayment penalties and/or acceleration fees	1,191,680	13,710,741
11. Book/adjusted carrying value at end of current period (Lines 1+2+3+4+5-6-7+8-9+10)	52,576,892,910	52,314,247,616
12. Deduct total nonadmitted amounts	1,136,823	6,614,149
13. Statement value at end of current period (Line 11 minus Line 12)	52,575,756,087	52,307,633,466

STATEMENT AS OF MARCH 31, 2023 OF THE GUARDIAN LIFE INSURANCE COMPANY OF AMERICA

SCHEDULE D - PART 1B

Showing the Acquisitions, Dispositions and Non-Trading Activity
During the Current Quarter for all Bonds and Preferred Stock by NAIC Designation

NAIC Designation	1 Book/Adjusted Carrying Value Beginning of Current Quarter	2 Acquisitions During Current Quarter	3 Dispositions During Current Quarter	4 Non-Trading Activity During Current Quarter	5 Book/Adjusted Carrying Value End of First Quarter	6 Book/Adjusted Carrying Value End of Second Quarter	7 Book/Adjusted Carrying Value End of Third Quarter	8 Book/Adjusted Carrying Value December 31 Prior Year
BONDS								
1. NAIC 1 (a)	28,561,725,905	50,948,787,902	50,518,844,822	91,641,199	29,083,310,184			28,561,725,905
2. NAIC 2 (a)	20,612,767,781	393,726,109	413,295,444	4,890,128	20,598,088,574			20,612,767,781
3. NAIC 3 (a)	1,146,527,133	78,196,674	121,364,763	(335,717)	1,103,023,327			1,146,527,133
4. NAIC 4 (a)	1,809,707,290	304,318,938	160,792,707	(63,400,104)	1,889,833,417			1,809,707,290
5. NAIC 5 (a)	301,862,377	4,521,250	15,364,298	(9,001,031)	282,018,298			301,862,377
6. NAIC 6 (a)	16,992,931		18,524,636	4,682,559	3,150,854			16,992,931
7. Total Bonds	52,449,583,417	51,729,550,873	51,248,186,670	28,477,034	52,959,424,654			52,449,583,417
PREFERRED STOCK								
8. NAIC 1								
9. NAIC 2								
10. NAIC 3								
11. NAIC 4								
12. NAIC 5								
13. NAIC 6								
14. Total Preferred Stock								
15. Total Bonds and Preferred Stock	52,449,583,417	51,729,550,873	51,248,186,670	28,477,034	52,959,424,654			52,449,583,417

(a) Book/Adjusted Carrying Value column for the end of the current reporting period includes the following amount of short-term and cash equivalent bonds by NAIC designation:

NAIC 1 \$ 1,617,874,712 ; NAIC 2 \$ 9,000,000 ; NAIC 3 \$; NAIC 4 \$; NAIC 5 \$ 3,450,000 ; NAIC 6 \$

S102

SCHEDULE DA - PART 1

Short-Term Investments

	1	2	3	4	5
	Book/Adjusted Carrying Value	Par Value	Actual Cost	Interest Collected Year-to-Date	Paid for Accrued Interest Year-to-Date
7709999999 Totals	276,726,115	xxx	275,484,532	103,866	

SCHEDULE DA - VERIFICATION

Short-Term Investments

	1	2
	Year To Date	Prior Year Ended December 31
1. Book/adjusted carrying value, December 31 of prior year	60,621,931	66,587,825
2. Cost of short-term investments acquired	48,031,846,327	102,934,335,808
3. Accrual of discount	15,652,880	16,542,284
4. Unrealized valuation increase (decrease)		
5. Total gain (loss) on disposals	(252)	(30,396)
6. Deduct consideration received on disposals	47,831,394,771	102,956,787,697
7. Deduct amortization of premium		25,893
8. Total foreign exchange change in book/adjusted carrying value		
9. Deduct current year's other than temporary impairment recognized		
10. Book/adjusted carrying value at end of current period (Lines 1+2+3+4+5-6-7+8-9)	276,726,115	60,621,931
11. Deduct total nonadmitted amounts		
12. Statement value at end of current period (Line 10 minus Line 11)	276,726,115	60,621,931

STATEMENT AS OF MARCH 31, 2023 OF THE GUARDIAN LIFE INSURANCE COMPANY OF AMERICA

SCHEDULE DB - PART A - VERIFICATION

Options, Caps, Floors, Collars, Swaps and Forwards

1. Book/Adjusted Carrying Value, December 31, prior year (Line 10, prior year)	144,776,443
2. Cost Paid/(Consideration Received) on additions	2,549,222
3. Unrealized Valuation increase/(decrease)	(20,319,285)
4. SSAP No. 108 adjustments	
5. Total gain (loss) on termination recognized	4,057,351
6. Considerations received/(paid) on terminations	4,057,351
7. Amortization	
8. Adjustment to the Book/Adjusted Carrying Value of hedged item	
9. Total foreign exchange change in Book/Adjusted Carrying Value	
10. Book/Adjusted Carrying Value at End of Current Period (Lines 1+2+3+4+5-6+7+8+9)	127,006,380
11. Deduct nonadmitted assets	
12. Statement value at end of current period (Line 10 minus Line 11)	127,006,380

SCHEDULE DB - PART B - VERIFICATION

Futures Contracts

1. Book/Adjusted carrying value, December 31 of prior year (Line 6, prior year)	21,564,250
2. Cumulative cash change (Section 1, Broker Name/Net Cash Deposits Footnote - Cumulative Cash Change column)	6,952,394
3.1 Add:	
Change in variation margin on open contracts - Highly Effective Hedges	
3.11 Section 1, Column 15, current year to date minus	509,343
3.12 Section 1, Column 15, prior year	(5,618,832)
Change in variation margin on open contracts - All Other	
3.13 Section 1, Column 18, current year to date minus	11,634,608
3.14 Section 1, Column 18, prior year	(9,170,193)
3.2 Add:	
Change in adjustment to basis of hedged item	
3.21 Section 1, Column 17, current year to date minus	12,143,951
3.22 Section 1, Column 17, prior year	(14,789,025)
Change in amount recognized	
3.23 Section 1, Column 19, current year to date minus	
3.24 Section 1, Column 19, prior year plus	
3.25 SSAP No. 108 adjustments	26,932,975
3.3 Subtotal (Line 3.1 minus Line 3.2)	
4.1 Cumulative variation margin on terminated contracts during the year	(8,048,071)
4.2 Less:	
4.21 Amount used to adjust basis of hedged item	(8,048,071)
4.22 Amount recognized	
4.23 SSAP No. 108 adjustments	(8,048,071)
4.3 Subtotal (Line 4.1 minus Line 4.2)	
5. Dispositions gains (losses) on contracts terminated in prior year:	
5.1 Total gain (loss) recognized for terminations in prior year	
5.2 Total gain (loss) adjusted into the hedged item(s) for terminations in prior year	
6. Book/Adjusted carrying value at end of current period (Lines 1+2+3.3-4.3-5.1-5.2)	28,516,645
7. Deduct total nonadmitted amounts	
8. Statement value at end of current period (Line 6 minus Line 7)	28,516,645

Schedule DB - Part C - Section 1 - Replication (Synthetic Asset) Transactions (RSATs) Open

N O N E

Schedule DB-Part C-Section 2-Reconciliation of Replication (Synthetic Asset) Transactions Open

N O N E

STATEMENT AS OF MARCH 31, 2023 OF THE GUARDIAN LIFE INSURANCE COMPANY OF AMERICA

SCHEDULE DB - VERIFICATION

Verification of Book/Adjusted Carrying Value, Fair Value and Potential Exposure of all Open Derivative Contracts

	Book/Adjusted Carrying Value Check
1. Part A, Section 1, Column 14.....	127,006,380
2. Part B, Section 1, Column 15 plus Part B, Section 1 Footnote - Total Ending Cash Balance.....	29,025,988
3. Total (Line 1 plus Line 2)	156,032,368
4. Part D, Section 1, Column 6	171,121,126
5. Part D, Section 1, Column 7	(15,088,758)
6. Total (Line 3 minus Line 4 minus Line 5)
	Fair Value Check
7. Part A, Section 1, Column 16	223,682,611
8. Part B, Section 1, Column 13	2,066,482
9. Total (Line 7 plus Line 8)	225,749,093
10. Part D, Section 1, Column 9	238,136,563
11. Part D, Section 1, Column 10	(12,387,470)
12. Total (Line 9 minus Line 10 minus Line 11)
	Potential Exposure Check
13. Part A, Section 1, Column 21	30,911,975
14. Part B, Section 1, Column 20	22,695,838
15. Part D, Section 1, Column 12	53,607,813
16. Total (Line 13 plus Line 14 minus Line 15)

SCHEDULE E - PART 2 - VERIFICATION

(Cash Equivalents)

	1	2
	Year To Date	Prior Year Ended December 31
1. Book/adjusted carrying value, December 31 of prior year	1,333,071,941	757,531,778
2. Cost of cash equivalents acquired	2,369,692,665	9,429,635,030
3. Accrual of discount	2,467,990	3,311,869
4. Unrealized valuation increase (decrease)		
5. Total gain (loss) on disposals		(584)
6. Deduct consideration received on disposals	2,351,634,000	8,857,406,152
7. Deduct amortization of premium		
8. Total foreign exchange change in book/adjusted carrying value		
9. Deduct current year's other than temporary impairment recognized		
10. Book/adjusted carrying value at end of current period (Lines 1+2+3+4+5-6-7+8-9)	1,353,598,596	1,333,071,941
11. Deduct total nonadmitted amounts		
12. Statement value at end of current period (Line 10 minus Line 11)	1,353,598,596	1,333,071,941

STATEMENT AS OF MARCH 31, 2023 OF THE GUARDIAN LIFE INSURANCE COMPANY OF AMERICA

SCHEDULE A - PART 2

Showing All Real Estate ACQUIRED AND ADDITIONS MADE During the Current Quarter

1 Description of Property	2 Location		3 State	4 Date Acquired	5 Name of Vendor	6 Actual Cost at Time of Acquisition	7 Amount of Encumbrances	8 Book/Adjusted Carrying Value Less Encumbrances	9 Additional Investment Made After Acquisition
	City								
(273) INDUSTRIAL	MONTEBELLO	CA	CA	03/31/2023	Various				11,949
(120) APARTMENT BUILDING	PASADENA	CA	CA	03/31/2023	Various				45,452
(269) WAREHOUSE	Vernon	CA	CA	03/31/2023	Various		24,322		
(7024) Cambridge Park Apartments	CAMBRIDGE	MA	MA	03/31/2023	Various				49,968
(5098) GUARDIAN LUMIERE, LLC	MEDFORD	MA	MA	03/31/2023	Various				33,668
0199999. Acquired by Purchase									141,037
(5081) PIAZZA D'ORO, LLC	OCEANSIDE	CA	CA	03/31/2023	Various				83,131
(5073) GUARDIAN TRYON VILLAGE, LLC	WILMINGTON	DE	DE	03/31/2023	Various				410,272
(7018) Hanover Hoffman Estates, LLC	HOFFMAN ESTATES	IL	IL	03/31/2023	Various				309,753
(5054) GUARDIAN LEDGES, LLC	WEYMOUTH	MA	MA	03/31/2023	Various				497,766
(5065) GUARDIAN PARK PLACE, LLC	ANNAPOLIS	MD	MD	03/31/2023	Various				44,550
(7023) Guardian Springwoods III, LLC	SPRING	TX	TX	03/31/2023	Various				11,403
(5053) GUARDIAN QUINCY, LLC	ARLINGTON	VA	VA	03/31/2023	Various				85,109
(5089) SEASONS LYNNWOOD, LLC	LYNNWOOD	WA	WA	03/31/2023	Various				1,900
0299999. Acquired by Internal Transfer									1,443,284
0399999 - Totals									1,584,321

SCHEDULE A - PART 3

Showing All Real Estate DISPOSED During the Quarter, Including Payments During the Final Year on "Sales Under Contract"

1 Description of Property	2 Location		4 Disposal Date	5 Name of Purchaser	6 Actual Cost	7 Expended for Additions, Permanent Improvements and Changes in Encumbrances	8 Book/Adjusted Carrying Value Less Encumbrances Prior Year	9-13 Change in Book/Adjusted Carrying Value Less Encumbrances					14 Book/Adjusted Carrying Value Less Encumbrances on Disposal	15 Amounts Received During Year	16 Foreign Exchange Gain (Loss) on Disposal	17 Realized Gain (Loss) on Disposal	18 Total Gain (Loss) on Disposal	19 Gross Income Earned Less Interest Incurred on Encumbrances	20 Taxes, Repairs and Expenses Incurred
	City	State						9 Current Year's Depreciation	10 Current Year's Other-Than-Temporary Impairment Recognized	11 Current Year's Change in Encumbrances	12 Total Change in Book/Adjusted Carrying Value (11-9-10)	13 Total Foreign Exchange Change in Book/Adjusted Carrying Value							
(119) APARTMENT BUILDING	PASADENA	CA	03/31/2023	Various									81,326			81,326	81,326		
0199999. Property Disposed														81,326		81,326	81,326		
0399999 - Totals														81,326		81,326	81,326		

EOI

STATEMENT AS OF MARCH 31, 2023 OF THE GUARDIAN LIFE INSURANCE COMPANY OF AMERICA

SCHEDULE B - PART 2

Showing All Mortgage Loans ACQUIRED AND ADDITIONS MADE During the Current Quarter

1 Loan Number	2 Location		3 State	4 Loan Type	5 Date Acquired	6 Rate of Interest	7 Actual Cost at Time of Acquisition	8 Additional Investment Made After Acquisition	9 Value of Land and Buildings
	City								
1052481	CARLSBAD		CA		03/07/2023	6.500	25,000,000		47,600,000
1052369	REDONDO BEACH		CA		10/01/2019	5.000		2,159,363	133,500,000
1052444	STANTON		CA		06/13/2022	4.500		139,582	175,900,000
1052438	BOULDER		CO		12/30/2021	4.162		5,679,442	73,700,000
1052439	BOULDER		CO		12/30/2021	4.414		12	60,100,000
1052421	WASHINGTON		DC		07/29/2021	4.500		5,724,109	87,800,000
1052453	BAYTOWN		TX		06/08/2022	4.150		1,860,785	72,650,000
1052454	BAYTOWN		TX		06/08/2022	4.150		1,546,919	29,050,000
1052456	BAYTOWN		TX		08/26/2022	5.020		8,618,424	149,600,000
0599999. Mortgages in good standing - Commercial mortgages-all other							25,000,000	25,728,636	829,900,000
0899999. Total Mortgages in good standing							25,000,000	25,728,636	829,900,000
1699999. Total - Restructured Mortgages									
2499999. Total - Mortgages with overdue interest over 90 days									
3299999. Total - Mortgages in the process of foreclosure									
3399999 - Totals							25,000,000	25,728,636	829,900,000

SCHEDULE B - PART 3

Showing All Mortgage Loans DISPOSED, Transferred or Repaid During the Current Quarter

1 Loan Number	2 Location		4 Loan Type	5 Date Acquired	6 Disposal Date	7 Book Value/Recorded Investment Excluding Accrued Interest Prior Year	8 Change in Book Value/Recorded Investment					14 Book Value/Recorded Investment Excluding Accrued Interest on Disposal	15 Consi-deration	16 Foreign Exchange Gain (Loss) on Disposal	17 Realized Gain (Loss) on Disposal	18 Total Gain (Loss) on Disposal
	City	State					8 Unrealized Valuation Increase (Decrease)	9 Current Year's (Amortization) /Accretion	10 Current Year's Other-Than-Temporary Impairment Recognized	11 Capitalized Deferred Interest and Other	12 Total Change in Book Value (8+9-10+11)					
1052231	CARLSBAD	CA		12/10/2015	03/07/2023	24,926,397						24,926,397	24,926,397			
1051814	SEATTLE	WA		10/12/1999	02/23/2023	1,608,260						1,608,260	1,608,260			
0199999. Mortgages closed by repayment							26,534,657					26,534,657	26,534,657			
1052288	TUSCALOOSA	AL		09/28/2017		109,774						109,774	109,774			
1052372	BUENA PARK	CA		12/17/2019		120,229						120,229	120,229			
1051985	CAPITOLA	CA		10/24/2005		71,354						71,354	71,354			
1052253	CONCORD	CA		08/15/2016		88,368						88,368	88,368			
1052225	CULVER CITY	CA		11/17/2015		90,819						90,819	90,819			
1052226	CULVER CITY	CA		11/17/2015		2,175						2,175	2,175			
1052279	CULVER CITY	CA		07/26/2017		35,886						35,886	35,886			
1052198	IRVINE	CA		12/01/2014		295,180						295,180	295,180			
1052203	IRVINE	CA		03/23/2015		253,666						253,666	253,666			
1052246	LAKEWOOD	CA		05/05/2016		88,128						88,128	88,128			
1052228	LOS ANGELES	CA		11/30/2015		328,510						328,510	328,510			
1052290	LOS ANGELES	CA		09/29/2017		35,037						35,037	35,037			
1052291	LOS ANGELES	CA		09/29/2017		34,914						34,914	34,914			
1052292	LOS ANGELES	CA		09/29/2017		27,212						27,212	27,212			

STATEMENT AS OF MARCH 31, 2023 OF THE GUARDIAN LIFE INSURANCE COMPANY OF AMERICA

SCHEDULE B - PART 3

Showing All Mortgage Loans DISPOSED, Transferred or Repaid During the Current Quarter

1 Loan Number	2 Location		4 Loan Type	5 Date Acquired	6 Disposal Date	7 Book Value/ Recorded Investment Excluding Accrued Interest Prior Year	8 Change in Book Value/Recorded Investment					14 Book Value/ Recorded Investment Excluding Accrued Interest on Disposal	15 Consid- eration	16 Foreign Exchange Gain (Loss) on Disposal	17 Realized Gain (Loss) on Disposal	18 Total Gain (Loss) on Disposal
	2 City	3 State					8 Unrealized Valuation Increase (Decrease)	9 Current Year's (Amortization) /Accretion	10 Current Year's Other- Than- Temporary Impairment Recognized	11 Capitalized Deferred Interest and Other	12 Total Change in Book Value (8+9-10+11)					
1052293	LOS ANGELES	CA		09/29/2017		27,196						27,196	27,196			
1052294	LOS ANGELES	CA		09/29/2017		16,896						16,896	16,896			
1052295	LOS ANGELES	CA		09/29/2017		46,491						46,491	46,491			
1052287	MALIBU	CA		09/18/2017		147,032						147,032	147,032			
1052259	MONTEREY	CA		11/18/2016		1,250,448						1,250,448	1,250,448			
1052373	NORTHridge	CA		12/17/2019		115,420						115,420	115,420			
1052169	SAN DIEGO	CA		08/01/2013		116,136						116,136	116,136			
1052177	SAN DIEGO	CA		12/05/2013		10,367						10,367	10,367			
1052251	SAN DIEGO	CA		08/09/2016		166,426						166,426	166,426			
1052262	SAN DIEGO	CA		12/14/2016		257,223						257,223	257,223			
1052389	SAN JOSE	CA		08/02/2021		226,630						226,630	226,630			
1052197	SANTA MONICA	CA		11/19/2014		39,078						39,078	39,078			
1052237	SANTA MONICA	CA		04/07/2016		39,515						39,515	39,515			
1052163	SIMI VALLEY	CA		04/23/2013		49,618						49,618	49,618			
1052166	AURORA	CO		06/26/2013		78,966						78,966	78,966			
1052196	BOULDER	CO		11/18/2014		26,239						26,239	26,239			
1052272	HIGHLANDS RANCH	CO		03/01/2017		64,953						64,953	64,953			
1052222	WASHINGTON	DC		10/28/2015		150,454						150,454	150,454			
0028309	LAUREL	DE		09/26/2007		71,348						71,348	71,348			
1052245	NEW CASTLE	DE		04/21/2016		105,185						105,185	105,185			
1052235	DELRAY BEACH	FL		12/30/2015		67,496						67,496	67,496			
1052249	NAPLES	FL		06/29/2016		35,315						35,315	35,315			
1052255	ORLANDO	FL		08/25/2016		141,122						141,122	141,122			
1052393	PENSACOLA	FL		08/30/2021		35,196						35,196	35,196			
1052213	PORT ST LUCIE	FL		06/25/2015		112,537						112,537	112,537			
1052406	STUART	FL		08/30/2021		30,342						30,342	30,342			
1052408	STUART	FL		08/30/2021		86,004						86,004	86,004			
1052252	DECATUR	GA		08/11/2016		116,390						116,390	116,390			
1052405	FLOWERY BRANCH	GA		08/30/2021		43,692						43,692	43,692			
1052402	LOCUST GROVE	GA		08/30/2021		36,410						36,410	36,410			
1052394	MILTON	GA		08/30/2021		44,906						44,906	44,906			
1052403	LAKE ZURICH	IL		08/30/2021		50,974						50,974	50,974			
1052285	MOUNT PROSPECT	IL		09/07/2017		62,327						62,327	62,327			
1052215	BOSTON	MA		07/09/2015		96,703						96,703	96,703			
1052224	BOSTON	MA		11/05/2015		194,093						194,093	194,093			
1052261	BRIGHTON	MA		12/13/2016		31,903						31,903	31,903			
1052206	BROOKLINE	MA		05/01/2015		48,408						48,408	48,408			
1052364	BOWIE	MD		05/28/2019		186,996						186,996	186,996			
1052186	FREDERICK	MD		03/31/2014		111,829						111,829	111,829			
1052188	MINNEAPOLIS	MIN.		05/27/2014		37,756						37,756	37,756			
1052368	CHARLOTTE	NC		08/28/2019		303,163						303,163	303,163			
1052397	CLAYTON	NC		08/30/2021		21,846						21,846	21,846			
1052398	FUQUAY-VARINA	NC		08/30/2021		41,265						41,265	41,265			
1052411	RALEIGH	NC		04/07/2021		55,451						55,451	55,451			
1052391	SALISBURY	NC		08/30/2021		26,701						26,701	26,701			
1052283	BURLINGTON	NJ		09/07/2017		306,841						306,841	306,841			
1052445	FLEMINGTON	NJ		06/07/2022		309,145						309,145	309,145			
1051971	LAWRENCEVILLE	NJ		06/27/2005		249,352						249,352	249,352			
1052191	MOUNT LAUREL	NJ		06/30/2014		75,221						75,221	75,221			
1052257	RIVERDALE	NJ		10/31/2016		144,563						144,563	144,563			
1051987	LAS VEGAS	NV		10/31/2005		267,895						267,895	267,895			

STATEMENT AS OF MARCH 31, 2023 OF THE GUARDIAN LIFE INSURANCE COMPANY OF AMERICA

SCHEDULE B - PART 3

Showing All Mortgage Loans DISPOSED, Transferred or Repaid During the Current Quarter

1 Loan Number	Location		4 Loan Type	5 Date Acquired	6 Disposal Date	7 Book Value/ Recorded Investment Excluding Accrued Interest Prior Year	Change in Book Value/Recorded Investment					14 Book Value/ Recorded Investment Excluding Accrued Interest on Disposal	15 Consid- eration	16 Foreign Exchange Gain (Loss) on Disposal	17 Realized Gain (Loss) on Disposal	18 Total Gain (Loss) on Disposal
	2 City	3 State					8 Unrealized Valuation Increase (Decrease)	9 Current Year's (Amortization) /Accretion	10 Current Year's Other- Than- Temporary Impairment Recognized	11 Capitalized Deferred Interest and Other	12 Total Change in Book Value (8+9-10+11)					
1052185	NEW YORK	NY		03/21/2014		76,304						76,304	76,304			
1052330	NEW YORK	NY		06/19/2018		25,592						25,592	25,592			
1052363	NEW YORK	NY		12/31/2021		409,054						409,054	409,054			
1052248	STATEN ISLAND	NY		06/06/2016		61,289						61,289	61,289			
1052400	LANCASTER	OH		08/30/2021		44,906						44,906	44,906			
1052220	PORTLAND	OR		10/13/2015		99,613						99,613	99,613			
1052247	PORTLAND	OR		05/16/2016		177,060						177,060	177,060			
1052407	ALLENTOWN	PA		08/30/2021		54,615						54,615	54,615			
1052367	ARDMORE	PA		08/21/2019		141,635						141,635	141,635			
1052404	IRWIN	PA		08/30/2021		61,897						61,897	61,897			
1052193	SPRINGFIELD	PA		10/02/2014		317,426						317,426	317,426			
0028292	ANDERSON	SC		09/28/2006		76,777						76,777	76,777			
1052396	GREER	SC		08/30/2021		25,487						25,487	25,487			
1052401	LITTLE RIVER	SC		08/30/2021		32,769						32,769	32,769			
1052392	NORTH MYRTLE BEACH	SC		08/30/2021		41,265						41,265	41,265			
1052409	FRANKLIN	TN		08/30/2021		33,983						33,983	33,983			
1052211	HOUSTON	TX		05/29/2015		29,202						29,202	29,202			
1052286	STAFFORD	TX		09/07/2017		43,149						43,149	43,149			
1052371	ALEXANDRIA	VA		11/06/2019		114,199						114,199	114,199			
1052176	ARLINGTON	VA		11/21/2013		141,487						141,487	141,487			
1052399	CHESAPEAKE	VA		08/30/2021		46,119						46,119	46,119			
1052280	RESTON	VA		07/26/2017		91,093						91,093	91,093			
1052234	BELLEVUE	WA		12/22/2015		113,508						113,508	113,508			
1052284	KENT	WA		09/07/2017		57,533						57,533	57,533			
1052218	SEATTLE	WA		09/08/2015		98,777						98,777	98,777			
1052238	MADISON	WI		04/11/2016		609,459						609,459	609,459			
1052420	WAUNAKEE	WI		07/28/2021		65,869						65,869	65,869			
1052395	CHARLES TOWN	WV		08/30/2021		61,897						61,897	61,897			
0299999. Mortgages with partial repayments						11,110,679						11,110,679	11,110,679			
0599999 - Totals						37,645,336						37,645,336	37,645,336			

E02.2

STATEMENT AS OF MARCH 31, 2023 OF THE GUARDIAN LIFE INSURANCE COMPANY OF AMERICA

SCHEDULE BA - PART 2

Showing Other Long-Term Invested Assets ACQUIRED AND ADDITIONS MADE During the Current Quarter

1 CUSIP Identification	2 Name or Description	3 Location		5 Name of Vendor or General Partner	6 NAIC Designation, NAIC Designation Modifier and SVO Admini- strative Symbol	7 Date Originally Acquired	8 Type and Strategy	9 Actual Cost at Time of Acquisition	10 Additional Investment Made After Acquisition	11 Amount of Encumbrances	12 Commitment for Additional Investment	13 Percentage of Ownership
		City	State									
000000-00-0	ALTA DAVENPORT JV, LLC	Davenport	FL	ALTA DAVENPORT JV, LLC		12/07/2021		4,646,570				95.000
000000-00-0	CENTER KEY LAND PARTNERS, LLC	Winter Park	FL	CENTER KEY LAND PARTNERS, LLC		10/26/2021		1,030,500				90.000
000000-00-0	GUARDIAN/ABBEEY, LLC	Yalhalla	NY	GUARDIAN/ABBEEY, LLC		11/20/2007		605,357				100.000
000000-00-0	REIGL EREG Chambersburg LLC	Chambersburg	PA	REIGL EREG Chambersburg LLC		10/19/2022		4,847,046				90.000
000000-00-0	TROY COURT INDUSTRIAL, LLC	Jurupa Valley	CA	TROY COURT INDUSTRIAL, LLC		11/24/2020		385,336				50.000
2299999. Joint Venture Interests - Real Estate - Affiliated									11,514,809			XXX
000000-00-0	CBRE US Credit Partners, LP	Wilmington	DE	Todd Sammam		03/29/2022		27,272,727				6.670
2399999. Joint Venture Interests - Mortgage Loans - Unaffiliated									27,272,727			XXX
000000-00-0	57 Stars Global Opportunity Fund 3 L.P.	Wilmington	DE	57 Stars		04/13/2011		93,205			16,531,660	85.500
000000-00-0	Accel-KKR Growth Capital Partners IV LP		CYM	Accel-KKR		12/14/2021		181,888			8,439,418	0.660
000000-00-0	Advantech Capital II LP		CYM	New Horizon Capital		03/29/2018		167,406			1,833,812	1.210
000000-00-0	Affinity Asia Pacific Fund V L.P.		CYM	Affinity Equity Partners		11/17/2017		458,778			11,279,007	0.280
000000-00-0	AH Bio Fund III-Q, L.P.	Wilmington	DE	Andreessen Horowitz		01/13/2020		120,000			660,000	0.360
000000-00-0	Alchemy Special Opportunities Fund IV L.P.		GGY	Alchemy Partners		10/18/2017		997,260			13,354,786	1.770
000000-00-0	Amulet Capital Fund II, L.P.	Wilmington	DE	Amulet Capital Partners		03/31/2021		2,566,108			16,240,132	3.600
000000-00-0	Andreessen Horowitz LSV Fund III, L.P.	Wilmington	DE	Andreessen Horowitz		11/29/2021		495,000			4,785,000	0.160
000000-00-0	ASF VII Infrastructure L.P.			Aradian Investment		05/24/2017		787,460			5,972,822	1.190
000000-00-0	Battery Venture XIII Side Fund, L.P.	Wilmington	DE	Battery Ventures		01/13/2020		141,100			2,096,100	1.060
000000-00-0	Battery Ventures Select Fund II, L.P.	Wilmington	DE	Battery Ventures		02/07/2022		208,000			2,000,000	0.380
000000-00-0	Battery Ventures XIII, L.P.	Wilmington	DE	Battery Ventures		01/13/2020		81,250			3,443,750	1.040
000000-00-0	Battery Ventures XIV, L.P.	Wilmington	DE	Battery Ventures		02/07/2022		1,105,000			17,000,000	0.520
000000-00-0	Brightstar Capital Partners Fund II, L.P.	Wilmington	DE	Brightstar Capital Partners		02/01/2021		2,852,277			16,649,858	2.430
000000-00-0	Brynwood Partners VIII	Wilmington	DE	Brynwood Partners		12/15/2017		6,411,234			6,219,013	3.310
000000-00-0	CapStreet IV, L.P.	Wilmington	DE	CapStreet Group		12/15/2013		51,176			3,372,085	5.880
000000-00-0	Centre Lane Partners IV, L.P.	Wilmington	DE	Centre Lane Partners		01/22/2016		1,254,699			4,385,996	6.380
000000-00-0	Centre Lane Partners V, L.P.	Wilmington	DE	Centre Lane Partners		10/31/2018		766,677			18,886,923	3.310
000000-00-0	CIVC Partners Fund VI, LP	Wilmington	DE	CIVC Partners		09/14/2020		1,545,844			12,626,203	4.100
000000-00-0	CMK Seed Fund I, L.P.	Wilmington	DE	Andreessen Horowitz		02/17/2022		87,500			1,312,500	0.130
000000-00-0	Davidson Kempner Long-Term Distressed Opportunities Fund V, L.P.	Wilmington	DE	Davidson Kempner		08/20/2019		1,172,516			4,175,965	0.870
000000-00-0	Energy Spectrum VIII LP	Wilmington	DE	Energy Spectrum Capital		11/01/2018		1,009,190			14,536,264	2.580
000000-00-0	EQT VI Fund		GGY	EQT Partners		06/30/2011		23,678			662,078	0.300
000000-00-0	Equistone Partners Europe Fund VI, L.P.		LUX	Equistone Partners Europe		02/01/2018		1,478,465			8,009,376	0.450
000000-00-0	Felicitas Ventures VII, L.P.	Wilmington	DE	Felicitas Ventures		02/06/2020		577,500			2,625,000	2.060
000000-00-0	Felicitas Ventures VIII, L.P.	Wilmington	DE	Felicitas Ventures		07/15/2021		300,000			3,600,000	0.990
000000-00-0	Foundation Capital IX, L.P.	Wilmington	DE	Foundation Capital		08/17/2018		42,795			1,757,155	2.850
000000-00-0	Genstar Capital Partners IX, L.P.	Wilmington	DE	Genstar Capital		01/28/2019		75,551			2,309,184	0.560
000000-00-0	Genstar Capital Partners VII, L.P.	Wilmington	DE	Genstar Capital		07/02/2015		188,566				1.060
000000-00-0	Genstar Capital Partners VIII	Wilmington	DE	Genstar Capital		03/23/2017		52,461			1,143,954	0.630
000000-00-0	Global Infrastructure Partners III A/B	Wilmington	DE	Global Infrastructure Partners		07/08/2016		284,087			6,278,012	0.900
000000-00-0	Global Infrastructure Partners IV, L.P.	Wilmington	DE	Global Infrastructure Partners		05/01/2019		181,125			4,070,898	0.030
000000-00-0	Green Equity Investors VI, L.P.	Wilmington	DE	Leonard Green & Partners		12/15/2011		37,938			1,540,950	0.640
000000-00-0	Grotech Ventures II, LP	Wilmington	DE	Grotech Ventures		12/20/2011		119,047			563,579	6.670
000000-00-0	GSO Capital Opportunities Fund III	Wilmington	DE	Blackstone Credit		06/17/2016		172,768			14,855,320	0.750
000000-00-0	GSO Energy Select Opportunities Fund II LP	Wilmington	DE	Blackstone Credit		11/09/2018		1,583,914			16,280,387	0.560
000000-00-0	GTCR Fund XI/A & B	Wilmington	DE	GTCR		11/18/2013		437,298			756,155	0.640
000000-00-0	GTCR Strategic Growth Fund I, L.P.	Wilmington	DE	GTCR		10/26/2021		795,000			9,943,332	0.450
000000-00-0	HBBC Rolllover, LLC	Wilmington	DE	Brynwood Partners		02/06/2023		4,000,000			4,000,000	0.430
000000-00-0	HPS Mezzanine Partners 2019, L.P.	Wilmington	DE	HPS Investment Partners		06/21/2019		119,968			4,445,812	0.320

E03

STATEMENT AS OF MARCH 31, 2023 OF THE GUARDIAN LIFE INSURANCE COMPANY OF AMERICA

SCHEDULE BA - PART 2

Showing Other Long-Term Invested Assets ACQUIRED AND ADDITIONS MADE During the Current Quarter

1 CUSIP Identification	2 Name or Description	3 Location		5 Name of Vendor or General Partner	6 NAIC Designation, NAIC Designation Modifier and SVO Admini- strative Symbol	7 Date Originally Acquired	8 Type and Strategy	9 Actual Cost at Time of Acquisition	10 Additional Investment Made After Acquisition	11 Amount of Encumbrances	12 Commitment for Additional Investment	13 Percentage of Ownership
		City	State									
000000-00-0	HPS Mezzanine Partners III, L.P.	Wilmington	DE	HPS Investment Partners		07/11/2016			166,359		2,867,547	2.670
000000-00-0	HPS Special Situations Opportunity Fund II, L.P.	Wilmington	DE	HPS Investment Partners, LLC		09/06/2022			5,002,632		84,992,205	14.290
000000-00-0	Huron Fund IV, L.P.	Wilmington	DE	Huron Capital		12/14/2012			287,102		2,147,634	4.140
000000-00-0	Huron Fund V	Wilmington	DE	Huron Capital		12/30/2016			959,511		2,082,358	1.230
000000-00-0	Investindustrial VII L.P.	Wilmington	DE	Investindustrial		03/26/2019			301,738		14,615,959	0.590
000000-00-0	Jade Equity Investors, L.P.	Wilmington	DE	Leonard Green & Partners		10/03/2019			600,620		3,724,693	0.270
000000-00-0	Kinderhook Capital Fund V, L.P.	Wilmington	DE	Kinderhook Industries		06/03/2016			746,667		6,272,502	2.670
000000-00-0	Kinderhook Capital Fund VI, L.P.	Wilmington	DE	Kinderhook Industries		01/08/2019			61,206		11,566,434	1.530
000000-00-0	Kinderhook Capital Fund VII, L.P.	Wilmington	DE	Kinderhook Industries		10/19/2021			1,237,056		19,935,069	1.140
000000-00-0	Levine Leichtman Capital Partners V, L.P.	Wilmington	DE	Levine Leichtman Capital Partners		03/22/2013			62,414		2,467,279	1.370
000000-00-0	Lime Rock Partners VIII, L.P.		CYM	Lime Rock Partners		10/31/2018			283,863		6,141,458	3.330
000000-00-0	Lovell Minnick Equity Partners IV, L.P.	Wilmington	DE	Lovell Minnick Partners		10/28/2014			154,944		1,072,262	3.620
000000-00-0	Lovell Minnick Equity Partners V, LP	Wilmington	DE	Lovell Minnick Partners		11/16/2018			1,727,890		6,379,903	1.680
000000-00-0	Meritech Capital Partners VII, L.P.	Wilmington	DE	Meritech Capital Partners		05/05/2020			192,500		4,637,500	1.250
000000-00-0	MSouth Equity Partners IV, L.P.	Wilmington	DE	MSouth Equity Partners		02/28/2018			1,053,633		9,150,792	2.130
000000-00-0	Primus Capital Fund IX, LP	Wilmington	DE	Primus Capital		11/24/2020			3,128,635		20,733,043	3.110
000000-00-0	QED Fund VII, LP	Wilmington	DE	QED Investors		07/29/2021			89,801		3,294,408	0.990
000000-00-0	QED Growth Fund, LP	Wilmington	DE	QED Investors		08/12/2021			190,131		3,140,531	1.670
000000-00-0	Redpoint Ventures IX, L.P.	Wilmington	DE	Redpoint Ventures		04/18/2022			123,750		1,250,000	0.190
000000-00-0	Redview Capital II L.P.		CYM	Redview Capital		03/29/2018			88,265		2,345,536	1.210
000000-00-0	STG Allegro, L.P.		CYM	Symphony Technology Group		06/16/2021			708,752		14,888,338	1.740
000000-00-0	STG VI, L.P.		CYM	Symphony Technology Group		09/17/2020			1,997,931		9,285,886	0.720
000000-00-0	Stork SPV, L.P.	Wilmington	DE	Amulet Capital Partners		01/06/2022			3,685		2,830,317	1.690
000000-00-0	Sumeru Equity Partners IV, L.P.	Wilmington	DE	Sumeru Equity Partners		01/18/2022			1,460,993		22,301,301	1.760
000000-00-0	SVP Special Situations Fund V, LP		CYM	Strategic Value Partners		04/27/2021			1,804,010		10,870,803	0.360
000000-00-0	Synova Fund V LP			Synova Capital		06/15/2022			840,007		11,354,581	1.050
000000-00-0	Thompson Street Capital Partners IV, L.P.	Wilmington	DE	Thompson Street Capital Partners		12/08/2015			8,914		1,876,216	3.120
000000-00-0	Thompson Street Capital Partners V, L.P.	Wilmington	DE	Thompson Street Capital Partners		04/02/2018			52,376		3,583,837	1.700
000000-00-0	Thompson Street Capital VI, L.P.	Wilmington	DE	Thompson Street Capital Partners		04/20/2021			168,384		25,997,723	2.430
000000-00-0	Trident IX, L.P.	Wilmington	DE	Stone Point Capital		12/06/2021			500,583		3,956,728	0.050
000000-00-0	Trident V, L.P.		CYM	Stone Point Capital		12/16/2010			5,922		288,776	0.360
000000-00-0	Trident VI, L.P.		CYM	Stone Point Capital		12/15/2013			42,108		1,082,977	0.560
000000-00-0	Trident VII, L.P.	Wilmington	DE	Stone Point Capital		12/21/2016			227,356		1,235,319	0.470
000000-00-0	Trivest Discovery Fund I L.P.	Wilmington	DE	Trivest Partners		12/05/2019			157,060		1,254,415	1.390
000000-00-0	Trivest Fund VI, L.P.		DE	Trivest Partners		08/22/2017			402,104		8,600,856	3.410
000000-00-0	TSG6, L.P.	Wilmington	DE	TSG Consumer Partners		11/15/2011			79,005		1,942,182	0.940
000000-00-0	TSG7 L.P. A	Wilmington	DE	TSG Consumer Partners		11/20/2015			92,705		3,758,315	0.930
000000-00-0	TSG7, L.P. B	Wilmington	DE	TSG Consumer Partners		11/20/2015			19,971		144,943	0.780
000000-00-0	TSG8 L.P.	Wilmington	DE	TSG Consumer Partners		10/25/2018			951,011		7,834,114	0.530
000000-00-0	Upfront V, L.P.	Wilmington	DE	Upfront Ventures		12/23/2014			92,404		8,219,231	5.420
000000-00-0	Upfront VI, L.P.	Wilmington	DE	Upfront Ventures		06/02/2017			403,395		3,141,787	3.450
000000-00-0	venBio Global Strategic Fund III, L.P.	Wilmington	DE	venBio Partners		12/18/2019			159,069		1,131,484	3.430
000000-00-0	venBio Global Strategic Fund IV, L.P.	Wilmington	DE	venBio Partners		04/30/2021			619,993		10,873,567	2.360
000000-00-0	Windrose Health Investors VI, L.P.	Wilmington	DE	WindRose Health Investors		03/02/2022			1,723,859		18,201,210	1.300
2599999. Joint Venture Interests - Other - Unaffiliated								4,000,000	57,994,044		652,114,505	XXX
000000-00-0	Georgia Tax Credit Fund XVII, L.P.	Wilmington	DE	Georgia Tax Credit Fund XVII, L.P.		10/15/2020			6,405,144			
000000-00-0	R4 Housing Partners X LP	Wilmington	DE	R4 Housing Partners X LP		12/14/2018			241,150			
000000-00-0	R4 Housing Partners XVI LP	Wilmington	DE	R4 Housing Partners XVI LP		07/01/2021			4,458,049			

E03.1

STATEMENT AS OF MARCH 31, 2023 OF THE GUARDIAN LIFE INSURANCE COMPANY OF AMERICA

SCHEDULE BA - PART 2

Showing Other Long-Term Invested Assets ACQUIRED AND ADDITIONS MADE During the Current Quarter

1 CUSIP Identification	2 Name or Description	Location		5 Name of Vendor or General Partner	6 NAIC Designation, NAIC Designation Modifier and SVO Administrative Symbol	7 Date Originally Acquired	8 Type and Strategy	9 Actual Cost at Time of Acquisition	10 Additional Investment Made After Acquisition	11 Amount of Encumbrances	12 Commitment for Additional Investment	13 Percentage of Ownership
		3 City	4 State									
000000-00-0	Red Stone Equity-Fund 95 Limited Partnership	Wilmington	DE	Red Stone Equity-Fund 95 Limited Partnership		06/01/2022			191,334			
000000-00-0	USB LIHTC Fund Guaranteed 2017-9	Wilmington	DE	USB LIHTC Fund Guaranteed 2017-9		12/06/2017			12,554			
3799999. Non-Guaranteed Federal Low Income Housing Tax Credit - Unaffiliated									11,308,231			XXX
000000-00-0	Core Senior Lending Fund II Feeder, L.P. - Equity Tranche	Wilmington	DE	HPS Investment Partners		03/30/2022			1,113,448		202,965,923	15.000
000000-00-0	Credit Value Fund VII Feeder, L.P. - Equity Tranche	Wilmington	DE	HPS Investment Partners		06/01/2022			305,881		13,038,366	1.800
5699999. Residual Tranches or Interests with Underlying Assets Having Characteristics of Other - Unaffiliated									1,419,329		216,004,289	XXX
000000-00-0	RG Badger Solar, LLC	Wilmington	DE	RG Badger Solar, LLC		08/31/2022			2,280,994			
000000-00-0	USB RETC Fund 2022-6, LLC	Wilmington	DE	USB RETC Fund 2022-6, LLC		01/28/2022			849,316			
5899999. Any Other Class of Assets - Unaffiliated									3,130,310			XXX
6099999. Total - Unaffiliated									4,000,000		868,118,794	XXX
6199999. Total - Affiliated									11,514,809			XXX
6299999 - Totals									4,000,000		868,118,794	XXX

SCHEDULE BA - PART 3

Showing Other Long-Term Invested Assets DISPOSED, Transferred or Repaid During the Current Quarter

1 CUSIP Identification	2 Name or Description	Location		5 Name of Purchaser or Nature of Disposal	6 Date Originally Acquired	7 Disposal Date	8 Book/ Adjusted Carrying Value Less Encumbrances, Prior Year	Change in Book/Adjusted Carrying Value						15 Book/ Adjusted Carrying Value Less Encumbrances on Disposal	16 Consid-eration	17 Foreign Exchange Gain (Loss) on Disposal	18 Realized Gain (Loss) on Disposal	19 Total Gain (Loss) on Disposal	20 Invest-ment Income
		3 City	4 State					9 Unrealized Valuation Increase (De-crease)	10 Current Year's (Depreciation) or (Amortiza-tion)/ Accretion	11 Current Year's Other Than Temporary Impairment Recog-nized	12 Capital-ized Deferred Interest and Other	13 Total Change in Book/ Adjusted Carrying Value (9+10-11+12)	14 Total Foreign Exchange Change in Book/ Adjusted Carrying Value						
000000-00-0	CENTER KEY LAND PARTNERS, LLC	Winter Park	FL	CAPITAL DISTRIBUTION	10/26/2021	03/31/2023	468,000						468,000	468,000					
000000-00-0	CHESLA PLACE APARTMENTS, LLC	Wilmington	DE	CAPITAL DISTRIBUTION	08/16/2018	03/31/2023	170,827						170,827	170,827					
000000-00-0	GUARDIAN MATTHEWS, LLC	Nashville	TN	CAPITAL DISTRIBUTION	09/01/1989	03/31/2023	188,583						188,583	188,583					
000000-00-0	GUARDIAN SHORES, LLC	Marina Del Ray	CA	CAPITAL DISTRIBUTION	03/25/2011	03/31/2023	384,136						384,136	384,136					
2299999. Joint Venture Interests - Real Estate - Affiliated								1,211,546					1,211,546	1,211,546					
000000-00-0	57 Stars Global Opportunity Fund 3 L.P.	Wilmington	DE	CAPITAL DISTRIBUTION	04/13/2011	03/31/2023	4,415,238						4,415,238	4,415,238					
000000-00-0	Advantech Capital II LP		CYM	CAPITAL DISTRIBUTION	03/29/2018	03/31/2023	20,343						20,343	20,343					
000000-00-0	Affinity Asia Pacific Fund V L.P.		CYM	CAPITAL DISTRIBUTION	11/17/2017	03/31/2023	10,285						10,285	10,285					
000000-00-0	ASF VII Infrastructure L.P.			CAPITAL DISTRIBUTION	05/24/2017	03/31/2023	699,569						699,569	699,569					
000000-00-0	Battery Ventures XI Side Fund, L.P.	Wilmington	DE	CAPITAL DISTRIBUTION	02/16/2016	03/31/2023	16,035						16,035	16,035					
000000-00-0	Battery Ventures XI, L.P.	Wilmington	DE	CAPITAL DISTRIBUTION	02/16/2016	03/31/2023	10,963						10,963	10,963					
000000-00-0	Brightstar Capital Partners Fund II, L.P.	Wilmington	DE	CAPITAL DISTRIBUTION	02/01/2021	03/31/2023	2,100,118						2,100,118	2,100,118					
000000-00-0	Brynwood Partners VI	Wilmington	DE	CAPITAL DISTRIBUTION	10/08/2008	03/31/2023	306,860	202,805					139,577	139,577		(167,283)	(167,283)		
000000-00-0	CapStreet III, L.P.	Wilmington	DE	CAPITAL DISTRIBUTION	11/07/2008	03/31/2023	390,331						390,331	390,331					
000000-00-0	Chequers Capital XVII, L.P.		FRA	CAPITAL DISTRIBUTION	04/04/2017	03/31/2023	1,868,582						1,868,582	1,868,582					
Davidson Kemper Long-Term Distressed																			
000000-00-0	Opportunities Fund V, L.P.	Wilmington	DE	CAPITAL DISTRIBUTION	08/20/2019	03/31/2023	434,265						434,265	434,265					
000000-00-0	Energy Spectrum VIII LP	Wilmington	DE	CAPITAL DISTRIBUTION	11/01/2018	03/31/2023	1,556,071						1,556,071	1,556,071					
000000-00-0	EQT VI Fund		GGY	CAPITAL DISTRIBUTION	06/30/2011	03/31/2023	47,599						47,599	47,599					

STATEMENT AS OF MARCH 31, 2023 OF THE GUARDIAN LIFE INSURANCE COMPANY OF AMERICA

SCHEDULE BA - PART 3

Showing Other Long-Term Invested Assets DISPOSED, Transferred or Repaid During the Current Quarter

1 CUSIP Identification	2 Name or Description	Location		5 Name of Purchaser or Nature of Disposal	6 Date Originally Acquired	7 Disposal Date	8 Book/ Adjusted Carrying Value Less Encum- brances, Prior Year	Change in Book/Adjusted Carrying Value						15 Book/ Adjusted Carrying Value Less Encum- brances on Disposal	16 Consid- eration	17 Foreign Exchange Gain (Loss) on Disposal	18 Realized Gain (Loss) on Disposal	19 Total Gain (Loss) on Disposal	20 Invest- ment Income
		3 City	4 State					9 Unrealized Valuation Increase (De- crease)	10 Current Year's (Depre- ciation) or (Amorti- zation)/ Accretion	11 Current Year's Other Than Temporary Impairment Recogn- ized	12 Capital- ized Deferred Interest and Other	13 Total Change in Book/ Adjusted Carrying Value (9+10- 11+12)	14 Total Foreign Exchange Change in Book/ Adjusted Carrying Value						
000000-00-0	Equistone Partners Europe Fund VI, L.P.	Wilmington	DE	CAPITAL DISTRIBUTION	02/01/2018	03/31/2023	336,973							336,973	336,973				
000000-00-0	FirstMark Capital V, L.P.	Wilmington	DE	CAPITAL DISTRIBUTION	09/27/2019	03/31/2023	19,954							19,954	19,954				
000000-00-0	Genstar Capital Partners IX, L.P.	Wilmington	DE	CAPITAL DISTRIBUTION	01/28/2019	03/31/2023	34,435							34,435	34,435				
000000-00-0	Global Infrastructure Partners IV, L.P.	Wilmington	DE	CAPITAL DISTRIBUTION	05/01/2019	03/31/2023	171,108							171,108	171,108				
000000-00-0	Green Equity Investors VII, L.P. & Side VII	Wilmington	DE	CAPITAL DISTRIBUTION															
000000-00-0	GS Capital Partners VI Fund, L.P.	Wilmington	DE	CAPITAL DISTRIBUTION	02/29/2016	03/31/2023	440,272							440,272	440,272				
000000-00-0	GSD Capital Opportunities Fund III	Wilmington	DE	CAPITAL DISTRIBUTION	03/31/2007	03/31/2023	149,205							149,205	149,205				
000000-00-0	GSD Capital Opportunities Fund III	Wilmington	DE	CAPITAL DISTRIBUTION	06/17/2016	03/31/2023	2,218,120							2,218,120	2,218,120				
000000-00-0	GSD Energy Select Opportunities Fund II LP	Wilmington	DE	CAPITAL DISTRIBUTION	11/09/2018	03/31/2023	269,812							269,812	269,812				
000000-00-0	GTCR Fund XI/A & B	Wilmington	DE	CAPITAL DISTRIBUTION	11/18/2013	03/31/2023	219,850							219,850	219,850				
000000-00-0	Harbourvest Guardian Co-Investment Fund L.P.	Wilmington	DE	CAPITAL DISTRIBUTION	12/11/2015	03/31/2023	1,900,696							1,900,696	1,900,696				
000000-00-0	HPS Mezzanine Partners III, L.P.	Wilmington	DE	CAPITAL DISTRIBUTION	07/11/2016	03/31/2023	2,151,797							2,151,797	2,151,797				
000000-00-0	HPS Special Situations Opportunity Fund II, L.P.	Wilmington	DE	CAPITAL DISTRIBUTION	09/06/2022	03/31/2023	10,922							10,922	10,922				
000000-00-0	Huron Fund IV, L.P.	Wilmington	DE	CAPITAL DISTRIBUTION	12/14/2012	03/31/2023	16,236							16,236	16,236				
000000-00-0	InvestIndustrial Growth III SCSp	Wilmington	LUX	CAPITAL DISTRIBUTION	09/07/2022	03/31/2023	15,336							15,336	15,336				
000000-00-0	InvestIndustrial VII L.P.	Wilmington	DE	CAPITAL DISTRIBUTION	03/26/2019	03/31/2023	314,573							314,573	314,573				
000000-00-0	Kinderhook Capital Fund V, L.P.	Wilmington	DE	CAPITAL DISTRIBUTION	06/03/2016	03/31/2023	302,280							302,280	302,280				
000000-00-0	Kinderhook Capital Fund VI, L.P.	Wilmington	DE	CAPITAL DISTRIBUTION	01/08/2019	03/31/2023	684,781							684,781	684,781				
000000-00-0	Levine Leichtman Capital Partners V, L.P.	Wilmington	DE	CAPITAL DISTRIBUTION	03/22/2013	03/31/2023	2,788,247							2,788,247	2,788,247				
000000-00-0	Lovell Minnick Equity Partners IV, L.P.	Wilmington	DE	CAPITAL DISTRIBUTION	10/28/2014	03/31/2023	1,413,333							1,413,333	1,413,333				
000000-00-0	Lovell Minnick Equity Partners V, LP	Wilmington	DE	CAPITAL DISTRIBUTION	11/16/2018	03/31/2023	1,883							1,883	1,883				
000000-00-0	Presidio Partners 2007, L.P.	Wilmington	DE	CAPITAL DISTRIBUTION	10/04/2007	03/31/2023	20,799							20,799	20,799				
000000-00-0	Primus Capital Fund VII, L.P.	Wilmington	DE	CAPITAL DISTRIBUTION	12/07/2012	03/31/2023	2,831							2,831	2,831				
000000-00-0	STG VI, L.P.	Wilmington	CYM	CAPITAL DISTRIBUTION	09/17/2020	03/31/2023	468,368							468,368	468,368				
000000-00-0	SVB Capital Preferred Return Fund, LP	Wilmington	DE	CAPITAL DISTRIBUTION	09/16/2009	03/31/2023	113,400							113,400	113,400				
000000-00-0	SVP Special Situations Fund V, LP	Wilmington	CYM	CAPITAL DISTRIBUTION	04/27/2021	03/31/2023	1,572							1,572	1,572				
000000-00-0	Thompson Street Capital Partners IV, L.P.	Wilmington	DE	CAPITAL DISTRIBUTION	12/08/2015	03/31/2023	8,914							8,914	8,914				
000000-00-0	Thompson Street Capital Partners V, L.P.	Wilmington	DE	CAPITAL DISTRIBUTION	04/02/2018	03/31/2023	68,575							68,575	68,575				
000000-00-0	Trident V, L.P.	Wilmington	CYM	CAPITAL DISTRIBUTION	12/16/2010	03/31/2023	1,633							1,633	1,633				
000000-00-0	Trident VI, L.P.	Wilmington	CYM	CAPITAL DISTRIBUTION	12/15/2013	03/31/2023	291,743							291,743	291,743				
000000-00-0	Trident VII, L.P.	Wilmington	DE	CAPITAL DISTRIBUTION	12/21/2016	03/31/2023	126,594							126,594	126,594				
000000-00-0	TSG7 L.P. A	Wilmington	DE	CAPITAL DISTRIBUTION	11/20/2015	03/31/2023	139,682							139,682	139,682				
000000-00-0	Upfront VI, L.P.	Wilmington	DE	CAPITAL DISTRIBUTION	06/02/2017	03/31/2023	624,067							624,067	624,067				
000000-00-0	venBio Global Strategic Fund III, L.P.	Wilmington	DE	CAPITAL DISTRIBUTION	12/18/2019	03/31/2023	901,326							901,326	901,326				
000000-00-0	Warburg Pincus Energy	Wilmington	DE	CAPITAL DISTRIBUTION	05/01/2014	03/31/2023	3,672,000							3,672,000	3,672,000				
000000-00-0	Warburg Pincus Private Equity XII, L.P.	Wilmington	DE	CAPITAL DISTRIBUTION	11/19/2015	03/31/2023	1,092,000							1,092,000	1,092,000				
000000-00-0	Windrose Health Investors VI, L.P.	Wilmington	DE	CAPITAL DISTRIBUTION	03/02/2022	03/31/2023	392,163							392,163	392,163				
2599999. Joint Venture Interests - Other - Unaffiliated							33,261,740	202,805				202,805	33,094,457	33,094,457			(167,283)	(167,283)	
000000-00-0	Core Senior Lending Fund II Feeder, L.P. - Equity Tranche	Wilmington	DE	CAPITAL DISTRIBUTION	03/30/2022	03/31/2023	6,000,000							6,000,000	6,000,000				
000000-00-0	Credit Value Fund VII Feeder, L.P. - Equity Tranche	Wilmington	DE	CAPITAL DISTRIBUTION	06/01/2022	03/31/2023	66,451							66,451	66,451				
000000-00-0	HPS Strategic Investment Partners V Feeder, L.P. - Equity Tranche	Wilmington	DE	CAPITAL DISTRIBUTION	02/24/2022	03/31/2023	3,281,726							3,281,726	3,281,726				
5699999. Residual Tranches or Interests with Underlying Assets Having Characteristics of Other - Unaffiliated							9,348,177					9,348,177	9,348,177	9,348,177					
000000-00-0	Advantage Capital Solar I	Wilmington	DE	Advantage Capital Solar I	10/11/2017	03/31/2023	150,000							150,000	150,000				
000000-00-0	Advantage Capital Solar II	Wilmington	DE	Advantage Capital Solar II	10/29/2018	03/31/2023	110,058							110,058	110,058				
000000-00-0	Blue Earth Solar (Geronimo)	Wilmington	DE	Blue Earth Solar (Geronimo)	10/26/2017	03/31/2023	251,556							251,556	251,556				
000000-00-0	Conway RG Solar, LLC (Greenbacker-Rockwell)	Wilmington	DE	Conway RG Solar, LLC (Greenbacker-Rockwell)	02/09/2018	03/31/2023	18,631							18,631	18,631				
000000-00-0	Fayetteville RG Solar (Panda/ReneSola)	Wilmington	DE	Fayetteville RG Solar (Panda/ReneSola)	11/05/2018	03/31/2023	81,815							81,815	81,815				
000000-00-0	Nitany Solar, LLC	Wilmington	DE	Nitany Solar, LLC	08/28/2019	03/31/2023	335,362							335,362	335,362				

E03.3

STATEMENT AS OF MARCH 31, 2023 OF THE GUARDIAN LIFE INSURANCE COMPANY OF AMERICA

SCHEDULE BA - PART 3

Showing Other Long-Term Invested Assets DISPOSED, Transferred or Repaid During the Current Quarter

1 CUSIP Identification	2 Name or Description	Location		5 Name of Purchaser or Nature of Disposal	6 Date Originally Acquired	7 Disposal Date	8 Book/ Adjusted Carrying Value Less Encum- brances, Prior Year	Change in Book/Adjusted Carrying Value						15 Book/ Adjusted Carrying Value Less Encum- brances on Disposal	16 Consid- eration	17 Foreign Exchange Gain (Loss) on Disposal	18 Realized Gain (Loss) on Disposal	19 Total Gain (Loss) on Disposal	20 Invest- ment Income	
		3 City	4 State					9 Unrealized Valuation Increase (De- crease)	10 Current Year's (Depre- ciation) or (Amorti- zation)/ Accretion	11 Current Year's Other Than Temporary Impairment Recogn- ized	12 Capital- ized Deferred Interest and Other	13 Total Change in Book/ Adjusted Carrying Value (9+10- 11+12)	14 Total Foreign Exchange Change in Book/ Adjusted Carrying Value							
000000-00-0	RBC- Fern Holding Company LLC	Wilmington	DE	RBC- Fern Holding Company LLC	12/18/2019	03/31/2023	41,003						41,003	41,003						
000000-00-0	RBC-VSF 26 Holding Company, LLC	Wilmington	DE	RBC-VSF 26 Holding Company, LLC	06/03/2019	03/31/2023	174,217						174,217	174,217						
000000-00-0	RG Badger Solar, LLC	Wilmington	DE	RG Badger Solar, LLC	08/31/2022	03/31/2023	800,000						800,000	800,000						
000000-00-0	RG Granite Solar, LLC	Wilmington	DE	RG Granite Solar, LLC	03/22/2019	03/31/2023	74,964						74,964	74,964						
000000-00-0	RG Haberdasher Solar LLC	Wilmington	DE	RG Haberdasher Solar LLC	04/15/2021	03/31/2023	70,220						70,220	70,220						
000000-00-0	RG Mankato Solar, LLC	Wilmington	DE	RG Mankato Solar, LLC	04/15/2020	03/31/2023	97,397						97,397	97,397						
000000-00-0	RG Paiute Solar, LLC	Wilmington	DE	RG Paiute Solar, LLC	03/07/2019	03/31/2023	46,065						46,065	46,065						
000000-00-0	RG Plymouth Solar, LLC	Wilmington	DE	RG Plymouth Solar, LLC	05/30/2018	03/31/2023	120,513						120,513	120,513						
000000-00-0	RG Redlands Solar, LLC	Wilmington	DE	RG Redlands Solar, LLC	08/15/2018	03/31/2023	116,420						116,420	116,420						
000000-00-0	RG Roanoke Solar, LLC	Wilmington	DE	RG Roanoke Solar, LLC	06/27/2019	03/31/2023	73,814						73,814	73,814						
000000-00-0	RG Waseco Solar, LLC	Wilmington	DE	RG Waseco Solar, LLC	09/20/2018	03/31/2023	97,355						97,355	97,355						
000000-00-0	RG Worcester Solar, LLC	Wilmington	DE	RG Worcester Solar, LLC	10/09/2018	03/31/2023	40,307						40,307	40,307						
000000-00-0	USB RETC Fund 2019-1 LLC	Wilmington	DE	USB RETC Fund 2019-1 LLC	04/25/2019	03/31/2023	35,741						35,741	35,741						
000000-00-0	USB RETC Fund 2019-5, LLC	Wilmington	DE	USB RETC Fund 2019-5, LLC	11/04/2019	03/31/2023	114,446						114,446	114,446						
000000-00-0	USB RETC Fund 2021-3, LLC	Wilmington	DE	USB RETC Fund 2021-3, LLC	03/26/2021	03/31/2023	150,316						150,316	150,316						
000000-00-0	USB RETC Fund 2022-6, LLC	Wilmington	DE	USB RETC Fund 2022-6, LLC	01/28/2022	03/31/2023	781,954						781,954	781,954						
5899999. Any Other Class of Assets - Unaffiliated							3,782,156						3,782,156	3,782,156						
000000-00-0	Guardian Investors Services, LLC	Wilmington	DE	Guardian Investors Services, LLC	08/31/2006	03/31/2023	38,000,000						38,000,000	38,000,000						
5999999. Any Other Class of Assets - Affiliated							38,000,000						38,000,000	38,000,000						
6099999. Total - Unaffiliated							46,392,072	202,805				202,805	46,224,789	46,224,789			(167,283)	(167,283)		
6199999. Total - Affiliated							39,211,546						39,211,546	39,211,546						
6299999 - Totals							85,603,618	202,805				202,805	85,436,335	85,436,335			(167,283)	(167,283)		

E03.4

STATEMENT AS OF MARCH 31, 2023 OF THE GUARDIAN LIFE INSURANCE COMPANY OF AMERICA

SCHEDULE D - PART 3

Show All Long-Term Bonds and Stock Acquired During the Current Quarter

1	2	3	4	5	6	7	8	9	10
CUSIP Identification	Description	Foreign	Date Acquired	Name of Vendor	Number of Shares of Stock	Actual Cost	Par Value	Paid for Accrued Interest and Dividends	NAIC Designation, NAIC Designation Modifier and SVO Administrative Symbol
91282C-GG-0	US TREASURY N/B NOTES 4.125% 01/31/25		03/20/2023	Various		29,271,323	29,401,000	54,747	1.A FE
0109999999 Subtotal - Bonds - U.S. Governments									
						29,271,323	29,401,000	54,747	XXX
00946A-AG-9	AIRPORT AUTHORITY HK AGENCY DEBENTURES 4.750% 01/12/28	D	01/05/2023	ALLIANCE BERNSTEIN		2,052,926	2,059,000		1.B FE
195325-EF-8	REPUBLIC OF COLOMBIA GOVT NATIONAL 8.000% 04/20/33	D	02/01/2023	ALLIANCE BERNSTEIN		5,293,043	5,099,000	62,104	3.A FE
43858A-AH-3	HONG KONG GOVT NATIONAL 4.625% 01/11/33	D	01/04/2023	ALLIANCE BERNSTEIN		1,843,118	1,850,000		1.D FE
445545-AR-7	HUNGARY GOVT NATIONAL 6.125% 05/22/28	D	01/05/2023	ALLIANCE BERNSTEIN		1,849,384	1,863,000		2.B FE
445545-AT-3	HUNGARY GOVT NATIONAL 6.750% 09/25/52	D	01/10/2023	ALLIANCE BERNSTEIN		1,955,853	2,027,000		2.B FE
46514B-RA-7	STATE OF ISRAEL GOVT NATIONAL 4.500% 01/17/33	D	01/10/2023	ALLIANCE BERNSTEIN		3,943,952	3,967,000		1.E FE
698299-BT-0	REPUBLIC OF PANAMA GOVT NATIONAL 6.400% 02/14/35	D	03/23/2023	ALLIANCE BERNSTEIN		1,368,242	1,335,000	10,205	2.B FE
698299-BV-5	REPUBLIC OF PANAMA GOVT NATIONAL 6.853% 03/28/54	D	03/21/2023	ALLIANCE BERNSTEIN		487,000	487,000		2.C FE
731011-AV-4	POLAND REP OF GOVT NATIONAL 4.875% 10/04/33	D	03/28/2023	ALLIANCE BERNSTEIN		1,683,212	1,696,000		1.G FE
731011-AW-2	POLAND REP OF GOVT NATIONAL 5.500% 04/04/53	D	03/28/2023	ALLIANCE BERNSTEIN		1,236,600	1,252,000		1.G FE
80413T-BE-8	SAUDI INTERNATIONAL BOND GOVT NATIONAL 5.000% 01/18/53	D	01/10/2023	ALLIANCE BERNSTEIN		1,109,879	1,198,000		1.F FE
0309999999 Subtotal - Bonds - All Other Governments									
						22,823,209	22,833,000	72,309	XXX
00401Y-AA-8	ACADEMY LTD BASIC 6.000% 11/15/27		01/12/2023	Various		5,055,700	5,200,000	53,500	3.B FE
00687Y-AA-3	ADIENT GLOBAL HOLDINGS BASIC 4.875% 08/15/26		02/09/2023	Various		5,700,080	6,000,000	126,486	4.C FE
00687Y-AC-9	ADIENT GLOBAL HOLDINGS BASIC 8.250% 04/15/31		02/28/2023	BANK OF AMERICA		8,000,000	8,000,000		4.C FE
00914A-AU-6	AIR LEASE CORP BASIC 5.300% 02/01/28		03/14/2023	J.P. MORGAN		9,730,400	10,000,000	92,750	2.B FE
01185B-AC-7	ALASKA UTILITY HOLDINGS INC ALASKA UTILITY HOLDINGS INC 5.410% 03/31/33		02/24/2023	RBC CAPITAL MARKETS		25,000,000	25,000,000		2.A Z
02406P-BB-5	AMERICAN AXLE & MFG INC BASIC 5.000% 10/01/29		01/17/2023	UBS WARBURG CONVERTIBLES		2,550,000	3,000,000	45,000	4.B FE
03027W-AM-4	AMTT 2007-1A BASIC 5.490% 03/15/28		03/08/2023	BARCLAYS		25,000,000	25,000,000		1.A FE
038522-AQ-1	ARAMARK BASIC 5.000% 02/01/28		01/04/2023	Various		1,878,440	2,000,000	43,056	4.A FE
05237*-AF-1	AUSTIN POWDER HOLDINGS COMPANY 4 3/4% Due 5/1/2025 MN1 4.750% 05/01/25		03/02/2023	THE SEAPORT GROUP		2,856,180	3,000,000	54,688	2.B PL
05369A-AN-1	AVIATION CAPITAL GROUP BASIC 6.250% 04/15/28		03/30/2023	Various		10,956,950	11,000,000		2.C FE
053773-BF-3	AVIS RENT A CAR INC BASIC 5.375% 03/01/29		02/23/2023	Various		4,585,545	5,025,000	116,817	4.A FE
05377R-GC-2	AESOP 2012-1A SERIES 20231A CLASS A 5.250% 04/20/29		01/09/2023	BARCLAYS		19,996,304	20,000,000		1.A FE
05377R-GE-8	AESOP 2012-1A SERIES 20231A CLASS B 6.080% 04/20/29		01/09/2023	BARCLAYS		2,499,525	2,500,000		1.F FE
053807-AW-3	AVNET INC BASIC 6.250% 03/15/28		03/14/2023	Various		40,045,550	40,000,000	14,757	2.C FE
07030U-AA-0	BASTION FUNDING I, LLC BASTION FUNDING I, LLC 7.119% 04/25/38		01/27/2023	CANTOR FITZGERALD & CO INC		28,000,000	28,000,000		1.F Z
07556Q-BR-5	BEAZER HOMES USA BASIC 5.875% 10/15/27		02/09/2023	Various		2,724,580	3,000,000	56,922	4.B FE
08576P-AK-7	BERRY GLOBAL INC BASIC 5.500% 04/15/28		03/29/2023	Various		14,868,430	15,000,000		2.C FE
092174-AA-9	BLACK KNIGHT INFOSERV LL BASIC 3.625% 09/01/28		01/19/2023	Various		2,732,620	3,000,000	42,896	3.C FE
10806*-AC-9	BRIDGE INVESTMENT GROUP HLDGS BRIDGE INVESTMENT GROUP HLDGS 5.990% 02/15/30		01/19/2023	DEUTSCHE BANK		19,000,000	19,000,000		1.C Z
127656-AA-4	CAERUS UINTA ABS I LLC CAERUS UINTA ABS I LLC 7.480% 04/28/40		01/27/2023	BANK OF AMERICA		13,996,808	14,000,000		1.G Z
12767B-AA-4	CGA CAPITAL CTL 2022 SHER WILL CGA CAPITAL CTL 2022 SHER WILL 6.010% 03/15/55		03/15/2023	CGA CAPITAL		11,382,675	11,382,675		2.B Z
12771*-AA-0	CIOPS CONSOLIDATED HOLDINGS CIOPS CONSOLIDATED HOLDINGS 8.200% 01/11/26		01/11/2023	GOLDMAN SACHS		10,000,000	10,000,000		2.A PL
12771*-AB-8	CIOPS CONSOLIDATED HOLDINGS CIOPS CONSOLIDATED HOLDINGS 8.300% 01/11/28		01/11/2023	GOLDMAN SACHS		10,000,000	10,000,000		2.A PL
12778B-AA-1	CRIC PHX AVIATION LLC CRIC PHX AVIATION LLC 6.360% 08/15/43		02/28/2023	WATERWAY CAPITAL		4,744,390	4,744,390		2.C Z
13123X-BF-8	CALLON PETROLEUM CO BASIC 7.500% 06/15/30		03/14/2023	CITICORP SECURITIES		4,839,844	5,125,000	81,224	4.A FE
131347-CN-4	CALPINE CORPORATION BASIC 5.125% 03/15/28		01/05/2023	MORGAN STANLEY		1,810,000	2,000,000	32,458	4.A FE
14040H-CX-1	CAPITAL ONE FINANCIAL CORP BASIC 5.468% 02/01/29		03/14/2023	GOLDMAN SACHS		4,872,600	5,000,000	34,175	2.A FE
14366R-AA-7	CARNIVAL HLDGS BM LTD BASIC 10.375% 05/01/28		03/24/2023	Various		7,895,607	7,435,000	286,089	4.B FE
14855W-AA-4	CASTLELAKE SECURED AVIATION CASTLELAKE SECURED AVIATION 6.500% 07/31/36		03/16/2023	GOLDMAN SACHS		23,390,496	24,000,000		1.C Z
14855W-AB-2	CASTLELAKE SECURED AVIATION CASTLELAKE SECURED AVIATION 5.650% 07/31/36		03/16/2023	GOLDMAN SACHS		5,356,105	6,000,000		2.B Z
153609-LB-9	CENTRAL HUDSON GAS & ELECTRIC CENTRAL HUDSON GAS & ELECTRIC 5.780% 03/28/35		03/08/2023	SCOTIA CAPITAL		15,000,000	15,000,000		2.A Z
172441-BF-3	CINEMARK USA INC BASIC 5.250% 07/15/28		02/28/2023	Various		6,511,485	7,825,000	37,202	4.B FE
18449E-AQ-0	CLEAN HARBORS INC BASIC 6.375% 02/01/31		01/17/2023	GOLDMAN SACHS		2,500,000	2,500,000		3.C FE
19416M-AB-5	PERMIAN RESOURC OPTG LLC BASIC 5.875% 07/01/29		03/15/2023	MARKET AXESS		1,820,710	2,000,000	24,806	4.B FE
20339Q-AD-5	COMSCOPE FINANCE LLC BASIC 6.000% 03/01/26		03/02/2023	MITSUBISHI SECURITIES		6,447,788	6,699,000	5,583	4.B FE

E04

STATEMENT AS OF MARCH 31, 2023 OF THE GUARDIAN LIFE INSURANCE COMPANY OF AMERICA

SCHEDULE D - PART 3

Show All Long-Term Bonds and Stock Acquired During the Current Quarter

1	2	3	4	5	6	7	8	9	10
CUSIP Identification	Description	Foreign	Date Acquired	Name of Vendor	Number of Shares of Stock	Actual Cost	Par Value	Paid for Accrued Interest and Dividends	NAIC Designation, NAIC Designation Modifier and SVO Administrative Symbol
205768-AS-3	COMSTOCK RESOURCES INC BASIC 6.750% 03/01/29		02/16/2023	Various		2,784,700	3,020,000	94,373	4.A FE
205768-AT-1	COMSTOCK RESOURCES INC BASIC 5.875% 01/15/30		01/10/2023	CITICORP SECURITIES		3,550,000	4,000,000	115,542	4.A FE
207597-EP-6	CONNECTICUT LIGHT & POWER CO BASIC 5.250% 01/15/53		01/19/2023	MITSUBISHI SECURITIES		2,032,810	1,900,000	3,602	1.E FE
28470R-AK-8	ELDORADO RESORTS INC BASIC 8.125% 07/01/27		02/07/2023	Various		4,307,500	4,250,000	30,017	4.C FE
30190A-AA-2	F&G ANNUITIES & LIFE INC BASIC 7.400% 01/13/28		01/09/2023	BANK OF AMERICA		24,989,750	25,000,000		2.C FE
30225V-AJ-6	EXTRA SPACE STORAGE LP BASIC 5.700% 04/01/28		03/21/2023	J.P. MORGAN		6,987,610	7,000,000		2.B FE
337964-AE-0	FIVE 2023-V1 SERIES 2023V1 CLASS AM 6.244% 02/10/56		02/10/2023	DEUTSCHE BANK		6,431,304	6,244,000	29,241	1.A FE
34501*-AA-1	NFL TRUST XV NFL TRUST XV 5.390% 10/05/28		03/09/2023	BANK OF AMERICA		4,000,000	4,000,000		1.F FE
34501*-AC-7	NFL TRUST XV NFL TRUST XV 5.470% 10/05/33		03/09/2023	BANK OF AMERICA		10,000,000	10,000,000		1.F FE
345370-DB-3	FORD MOTOR COMPANY BASIC 6.100% 08/19/32		02/23/2023	Various		1,875,343	2,000,000	2,711	3.A FE
35908M-AE-0	FRONTIER COMMUNICATIONS BASIC 8.625% 03/15/31		03/01/2023	J.P. MORGAN		7,000,000	7,000,000		4.B FE
382550-BR-1	GOODYEAR TIRE & RUBBER CORP BASIC 5.250% 07/15/31		02/24/2023	Various		7,656,280	9,000,000	31,500	3.C FE
40440V-AF-2	HPS CORPORATE LENDING FUND HPS CORPORATE LENDING FUND 8.120% 03/15/28		02/16/2023	J.P. MORGAN		5,000,000	5,000,000		2.C Z
40440V-B*-5	HPS CORPORATE LENDING FUND HPS CORPORATE LENDING FUND 8.170% 03/15/28		02/16/2023	J.P. MORGAN		5,000,000	5,000,000		2.C Z
42806M-BW-8	Hertz Vehicle Financing LLC SERIES 20232A CLASS A 5.570% 09/25/29		02/22/2023	BANK OF AMERICA		11,998,417	12,000,000		1.A FE
501550-AK-6	KYNDRYL HOLDINGS INC BASIC 2.700% 10/15/28		03/16/2023	Various		21,352,508	26,153,000	265,367	2.B FE
50167*-AA-2	LA CHARGERS HEADQUARTERS TR LA CHARGERS HEADQUARTERS TR 4.020% 06/15/54		03/15/2023	COASTAL SECURITIES, INC.		3,388,256	3,388,256		2.C
53190F-AA-3	LIFE TIME INC BASIC 5.750% 01/15/26		03/08/2023	GOLDMAN SACHS		2,902,500	3,000,000	26,354	4.B FE
532457-CG-1	LILLY (ELI) & CO BASIC 4.875% 02/27/53		02/23/2023	J.P. MORGAN		2,998,110	3,000,000		1.F FE
552953-CF-6	MGM MIRAGE MGM INC BASIC 5.500% 04/15/27		02/27/2023	Various		2,686,149	2,800,000	50,722	4.A FE
57708F-AA-9	MATTERHORN EXPRESS PIPELINE MATTERHORN EXPRESS PIPELINE 5.630% 06/30/34		01/18/2023	SMBC NIKKO SECURITIES		5,320,000	5,320,000		2.C PL
57767X-AA-8	MCGRAW-HILL EDUCATION BASIC 5.750% 08/01/28		03/08/2023	Various		2,638,313	3,000,000	18,688	4.B FE
58769J-AG-2	MERCEDES-BENZ FIN NA BASIC 4.800% 03/30/28		03/27/2023	CITICORP SECURITIES		14,979,600	15,000,000		1.G FE
59565J-AA-9	MIDAS OPOCO HOLDINGS LLC BASIC 5.625% 08/15/29		03/02/2023	J.P. MORGAN		2,239,250	2,600,000	8,531	4.B FE
640695-AA-0	NEPTUNE BIDCO US INC BASIC 9.290% 04/15/29		02/09/2023	Various		1,934,125	2,000,000	43,740	4.B FE
64083Y-AA-9	NESTCO HOLDINGS II INC BASIC 5.500% 04/15/29		03/23/2023	J.P. MORGAN		1,765,000	2,000,000	49,500	4.C FE
65336Y-AN-3	NEXSTAR BROADCASTING INC BASIC 4.750% 11/01/28		01/05/2023	CITICORP SECURITIES		1,760,000	2,000,000	17,944	4.B FE
65343H-AA-9	NEXSTAR ESCROW INC BASIC 5.625% 07/15/27		01/19/2023	MARKET AXESS		4,757,890	4,980,000	3,413	4.B FE
668074-HF-7	NORTHWESTERN CORP NORTHWESTERN CORP SD 5.570% 03/30/33		03/16/2023	CIBC WORLD MARKETS		5,000,000	5,000,000		1.C Z
668074-J*-9	NORTHWESTERN CORP NORTHWESTERN CORP MT 5.570% 03/30/33		03/16/2023	CIBC WORLD MARKETS		15,000,000	15,000,000		1.C Z
67116H-AE-2	OCP CLO Ltd SERIES 202326A CLASS C 7.983% 04/17/36		01/26/2023	CITICORP SECURITIES		10,000,000	10,000,000		1.F FE
69007T-AE-4	OUTFRONT MEDIA CAP LLC/C BASIC 4.250% 01/15/29		03/15/2023	Various		5,792,070	7,000,000	42,854	4.B FE
71677K-AA-6	PETSMART INC/PETSMART FI BASIC 4.750% 02/15/28		02/07/2023	Various		2,557,500	2,750,000	61,024	4.A FE
737446-AR-5	POST HOLDINGS INC BASIC 4.500% 09/15/31		02/08/2023	Various		4,313,990	5,000,000	82,500	4.B FE
753272-AA-1	RAND PARENT LLC BASIC 8.500% 02/15/30		03/08/2023	BARCLAYS		3,585,000	3,650,000	10,861	3.A FE
78409V-BG-8	S&P GLOBAL INC BASIC 4.250% 05/01/29		03/01/2023	Tax Free Exchange		20,077,728	20,000,000	283,333	1.G FE
78409V-BH-6	S&P GLOBAL INC BASIC 2.450% 03/01/27		03/01/2023	Tax Free Exchange		13,400,960	14,000,000	171,500	1.G FE
78409V-BK-9	S&P GLOBAL INC BASIC 2.900% 03/01/32		03/01/2023	Various		14,852,363	15,500,000	224,750	1.G FE
78409V-BL-7	S&P GLOBAL INC BASIC 3.700% 03/01/52		03/01/2023	Tax Free Exchange		36,149,314	37,200,000	688,200	1.G FE
78454L-AW-0	SM ENERGY CO BASIC 6.500% 07/15/28		03/17/2023	Various		4,545,265	4,891,000	50,604	3.C FE
79546V-AL-0	SALLY HOLDINGS/SALLY CAP BASIC 5.625% 12/01/25		02/14/2023	J.P. MORGAN		2,863,750	2,900,000	33,984	3.C FE
810186-AX-4	SCOTTS COMPANY BASIC 4.000% 04/01/31		02/23/2023	MARKET AXESS		3,122,781	3,890,000	61,493	4.B FE
82967N-BC-1	SIRIUS XM RADIO INC BASIC 5.500% 07/01/29		03/02/2023	Various		4,535,000	5,000,000	32,236	3.C FE
857691-AH-2	STATION CASINOS LLC BASIC 4.625% 12/01/31		03/17/2023	MARKET AXESS		1,644,390	2,000,000	28,284	4.C FE
87133L-AA-8	SYLVANO CORP BASIC 7.000% 09/01/29		02/15/2023	J.P. MORGAN		3,921,443	4,117,000	132,888	4.A FE
87485L-AC-8	TALOS PRODUCTION INC BASIC 12.000% 01/15/26		03/13/2023	WELLS FARGO SECURITIES LLC		2,943,620	2,777,000	55,540	4.A FE
87612B-BG-6	TARGA RESOURCES PARTNERS BASIC 5.000% 01/15/28		03/22/2023	GOLDMAN SACHS		1,425,006	1,485,000	14,231	2.C FE
88033G-DK-3	TENET HEALTHCARE CORP BASIC 6.125% 10/01/28		01/20/2023	Tax Free Exchange		8,975,352	9,200,000	170,615	4.C FE

STATEMENT AS OF MARCH 31, 2023 OF THE GUARDIAN LIFE INSURANCE COMPANY OF AMERICA

SCHEDULE D - PART 3

Show All Long-Term Bonds and Stock Acquired During the Current Quarter

1	2	3	4	5	6	7	8	9	10
CUSIP Identification	Description	Foreign	Date Acquired	Name of Vendor	Number of Shares of Stock	Actual Cost	Par Value	Paid for Accrued Interest and Dividends	NAIC Designation, NAIC Designation Modifier and SVO Administrative Symbol
88687-AA-9	TILLMAN NETWORKS FINANCING II TILLMAN NETWORKS FINANCING II 5.000% 12/16/30		01/18/2023	MJFG SECURITIES AMERICAS INC		10,000,000	10,000,000		2.A Z
902104-AC-2	II-VI INC BASIC 5.000% 12/15/29		02/08/2023	Various		7,839,090	8,515,000	56,615	4.A FE
903531-AC-4	UBER TECHNOLOGIES INC BASIC 8.000% 11/01/26		02/23/2023	Various		4,877,334	4,789,000	118,482	4.B FE
958254-AH-7	WESTERN GAS PARTNERS LP BASIC 4.500% 03/01/28		03/29/2023	MORGAN STANLEY		2,805,000	3,000,000	11,250	2.C FE
958254-AK-0	WESTERN GAS PARTNERS LP BASIC 4.750% 08/15/28		03/29/2023	MORGAN STANLEY		2,812,500	3,000,000	18,208	2.C FE
958667-AC-1	WESTERN MIDSTREAM OPERAT BASIC 4.050% 02/01/30		03/16/2023	MORGAN STANLEY		4,500,000	5,000,000	29,284	2.C FE
97573*-AC-7	WINSUPPLY INC. WINSUPPLY INC. 5.370% 03/09/35		03/03/2023	US BANCORP INC		20,000,000	20,000,000		2.B Z
983133-AC-3	WYNN RESORTS FINANCE LLC BASIC 7.125% 02/15/31		03/24/2023	Various		14,688,750	14,750,000	48,885	4.B FE
LX1928-67-5	COHERENT CORP II-VI INC - COHERENT TLB S+275 12/07/28		02/14/2023	J.P. MORGAN		1,995,000	2,000,000		3.C FE
PL0315-23-1	TRAVEL LEADERS GROUP, LLC TRAVEL LEADERS GRP 1L S+550 03/27/28		03/15/2023	DIRECT - 1		97,752,960	100,259,446		4.C Z
008911-BK-4	AIR CANADA 008911BK4 3.875% 08/15/26	A.	02/14/2023	Various		2,729,400	3,000,000	323	3.B FE
071734-AP-2	BAUSCH HEALTH COS INC BASIC 6.125% 02/01/27	A.	02/02/2023	BARCLAYS		2,458,750	3,500,000	2,977	5.A FE
31429K-AK-9	FED CAISSES DESJARDINS BASIC 5.700% 03/14/28	A.	03/08/2023	Various		25,037,600	25,000,000		1.E FE
00131L-AP-0	AIA GROUP LTD BASIC 4.950% 04/04/33	D.	03/28/2023	ALLIANCE BERNSTEIN		479,312	481,000		1.E FE
01609W-AX-0	ALIBABA GROUP HOLDING BASIC 2.125% 02/09/31	D.	03/03/2023	ALLIANCE BERNSTEIN		2,459,590	3,020,000	1,705	1.E FE
034863-AW-0	ANGLO AMERICAN CAPITAL BASIC 5.625% 04/01/30	D.	01/25/2023	ALLIANCE BERNSTEIN		1,825,325	1,779,000	32,244	2.A FE
034863-BA-7	ANGLO AMERICAN CAPITAL BASIC 2.875% 03/17/31	D.	01/24/2023	ALLIANCE BERNSTEIN		1,799,371	2,098,000	21,614	2.A FE
05765D-AC-9	Balboa Bay Loan Funding Ltd SERIES 20231A CLASS B 7.209% 04/20/35	D.	02/17/2023	BANK OF AMERICA		9,500,000	9,500,000		1.C FE
06738E-BD-6	BARCLAYS PLC BASIC 4.972% 05/16/29	D.	03/14/2023	JANE STREET		4,791,650	5,000,000	82,867	2.A FE
073096-AA-6	BAYPORT POLYMERS LLC BAYPORT POLYMERS LLC 5.050% 02/15/33	C.	01/19/2023	MIZUHO		12,000,000	12,000,000		1.E PL
073096-AB-8	BAYPORT POLYMERS LLC BAYPORT POLYMERS LLC 4.890% 02/15/30	C.	01/19/2023	MIZUHO		13,000,000	13,000,000		1.E PL
08183D-AE-3	Benefit Street Partners CLO Lt SERIES 202331A CLASS B1 7.019% 04/25/36	D.	02/21/2023	BANK OF AMERICA		9,250,000	9,250,000		1.C FE
090976-AE-1	Birch Grove CLO Ltd. SERIES 20235A CLASS B 7.609% 04/20/35	D.	02/07/2023	J.P. MORGAN		5,000,000	5,000,000		1.C FE
090976-AG-6	Birch Grove CLO Ltd. SERIES 20235A CLASS C 8.259% 04/20/35	D.	02/07/2023	J.P. MORGAN		12,000,000	12,000,000		1.C FE
10554T-AG-0	BRASKEM NETHERLANDS BASIC 7.250% 02/13/33	D.	02/16/2023	ALLIANCE BERNSTEIN		1,434,153	1,439,000	381	2.C FE
12803R-AA-2	CAIXABANK SA BASIC 6.208% 01/18/29	D.	03/10/2023	Various		35,207,400	35,000,000	96,569	2.B FE
14686B-AJ-6	Carval CLO LTD SERIES 20231A CLASS C 8.359% 01/20/35	C.	01/26/2023	BANK OF AMERICA		13,750,000	13,750,000		1.G FE
21987B-BF-4	CODELCO INC BASIC 5.125% 02/02/33	D.	01/30/2023	ALLIANCE BERNSTEIN		579,640	580,000		1.F FE
279158-AS-8	ECOPETROL SA BASIC 8.875% 01/13/33	D.	01/10/2023	ALLIANCE BERNSTEIN		675,463	681,000		3.A FE
302154-DV-8	EXPORT-IMPORT BANK KOREA AGENCY DEBENTURES 5.000% 01/11/28	D.	01/08/2023	ALLIANCE BERNSTEIN		1,219,728	1,224,000		1.C FE
37149H-AC-0	Generate CLO Ltd. SERIES 202311A CLASS B 7.409% 04/20/35	D.	01/27/2023	J.P. MORGAN		12,500,000	12,500,000		1.C FE
37149H-AE-6	Generate CLO Ltd. SERIES 202311A CLASS C 8.209% 04/20/35	D.	01/27/2023	J.P. MORGAN		8,000,000	8,000,000		1.F FE
44984W-AH-0	INEOS FINANCE PLC BASIC 6.750% 05/15/28	D.	02/13/2023	GOLDMAN SACHS		5,755,000	5,800,000		3.B FE
460599-AE-3	INTERNATIONAL GAME TECH BASIC 5.250% 01/15/29	D.	01/05/2023	MARKET AXESS		1,889,400	2,000,000	50,750	3.A FE
48241F-AB-0	KBC GROUP NV BASIC 5.796% 01/19/29	D.	01/20/2023	Various		39,592,600	39,200,000	12,075	1.G FE
70016R-AS-4	Park Avenue Institutional Advl SERIES 20181A CLASS BR 6.916% 10/20/31	D.	01/11/2023	MIZUHO SECURITIES		4,709,190	5,000,000	74,878	1.F FE
70019A-AE-9	Park Blue CLO Ltd SERIES 20233A CLASS B1 7.259% 04/20/36	D.	02/24/2023	J.P. MORGAN		11,000,000	11,000,000		1.C FE
73730E-AD-5	POSCO BASIC 5.750% 01/17/28	D.	01/11/2023	ALLIANCE BERNSTEIN		1,024,932	1,030,000		2.A FE
73743C-AC-6	Post CLO LTD SERIES 20231A CLASS B1 7.159% 04/20/36	D.	02/23/2023	J.P. MORGAN		9,000,000	9,000,000		1.C FE
780153-BT-8	ROYAL CARIBBEAN CRUISES BASIC 7.250% 01/15/30	D.	03/17/2023	Various		6,302,109	6,350,000	19,735	4.B FE
78392B-AE-7	SK HYNIX INC BASIC 6.375% 01/17/28	D.	01/10/2023	ALLIANCE BERNSTEIN		1,452,237	1,458,000		2.C FE
853254-CN-8	STANDARD CHARTERED PLC BASIC 7.767% 11/16/28	D.	02/13/2023	ALLIANCE BERNSTEIN		1,742,137	1,585,000	30,435	1.G FE
853254-CS-7	STANDARD CHARTERED PLC BASIC 6.301% 01/09/29	D.	01/04/2023	ALLIANCE BERNSTEIN		1,370,000	1,370,000		1.G FE
872373-AL-9	TOW Gem Ltd SERIES 20231A CLASS C 8.176% 04/28/36	D.	01/24/2023	JEFFERIES & COMPANY INC.		11,000,000	11,000,000		1.F FE
89378T-AD-5	TRANSNET SOC LTD BASIC 8.250% 02/06/28	D.	01/30/2023	ALLIANCE BERNSTEIN		960,000	960,000		3.C FE
AL2762-66-7	HUARONG FINANCE II BASIC 4.875% 11/22/26	D.	03/15/2023	ALLIANCE BERNSTEIN		1,948,650	2,267,000	35,304	2.C FE
AM1928-14-3	GOHL CAPITAL LTD BASIC 4.250% 01/24/27	D.	03/21/2023	ALLIANCE BERNSTEIN		1,748,705	1,930,000	12,242	2.C FE
AP8052-69-2	HUARONG FINANCE 2017 CO BASIC 4.250% 11/07/27	D.	03/15/2023	ALLIANCE BERNSTEIN		401,250	500,000	7,674	2.B FE
B95508-AG-6	UMICORE S.A. UMICORE SA/NV 6.320% 01/18/30	D.	01/18/2023	J.P. MORGAN		10,000,000	10,000,000		2.B Z
B95508-AH-4	UMICORE S.A. UMICORE SA/NV 6.440% 01/18/33	D.	01/18/2023	J.P. MORGAN		10,000,000	10,000,000		2.B Z
BM8532-50-9	PROSUS NV BASIC 3.832% 02/08/51	D.	01/22/2023	ALLIANCE BERNSTEIN		1,440,075	2,110,000	37,508	2.C FE
BN5536-09-7	MARB BONDO PLC BASIC 3.950% 01/29/31	D.	03/20/2023	ALLIANCE BERNSTEIN		583,563	809,000	4,433	3.A FE
BP0464-80-3	GENM CAPITAL LABUAN BASIC 3.882% 04/19/31	D.	03/31/2023	ALLIANCE BERNSTEIN		847,475	1,090,000	19,394	2.C FE
BP4387-50-5	ORBIA ADVANCE CORP SAB BASIC 2.875% 05/11/31	D.	03/28/2023	ALLIANCE BERNSTEIN		881,280	1,138,000	10,841	2.C FE
BP7700-86-0	AAC TECHNOLOGIES HOLDING BASIC 3.750% 06/02/31	D.	03/03/2023	ALLIANCE BERNSTEIN		1,718,600	2,320,000	20,766	2.C FE

E04.2

STATEMENT AS OF MARCH 31, 2023 OF THE GUARDIAN LIFE INSURANCE COMPANY OF AMERICA

SCHEDULE D - PART 3

Show All Long-Term Bonds and Stock Acquired During the Current Quarter

1	2	3	4	5	6	7	8	9	10
CUSIP Identification	Description	Foreign	Date Acquired	Name of Vendor	Number of Shares of Stock	Actual Cost	Par Value	Paid for Accrued Interest and Dividends	NAIC Designation, NAIC Designation Modifier and SVO Administrative Symbol
BS4744-55-0	GREAT WALL INTL V BASIC 2.875% 11/23/26	D	01/05/2023	ALLIANCE BERNSTEIN		360,943	409,000	1,535	2.B FE
BT8491-87-5	CT TRUST BASIC 5.125% 02/03/32	D	03/02/2023	ALLIANCE BERNSTEIN		671,775	850,000	3,421	3.A FE
BZ3435-54-3	GACI FIRST INVESTMENT BASIC 5.000% 10/13/27	D	02/08/2023	ALLIANCE BERNSTEIN		3,528,238	3,480,000	56,335	1.E FE
EK5680-94-8	ENGIE ENERGIA CHILE SA BASIC 4.500% 01/29/25	D	02/16/2023	ALLIANCE BERNSTEIN		1,357,603	1,454,000	3,380	2.B FE
L9082*-AH-9	TRAFIGURA FUNDING S.A. TRAFIGURA FUNDING S.A. 7.210% 03/30/30	D	02/24/2023	MIZUHO		20,000,000	20,000,000		2.B Z
LW2396-00-7	HUIARONG FINANCE II BASIC 4.625% 06/03/26	D	03/15/2023	ALLIANCE BERNSTEIN		1,064,010	1,223,000	16,341	2.C FE
Q7160#-AR-0	ORICA LTD ORICA FINANCE LIMITED 5.820% 10/16/32	D	02/23/2023	CITICORP SECURITIES		8,000,000	8,000,000		2.B Z
ZH3846-00-7	BANK LEUMI LE-ISRAEL BASIC 7.129% 07/18/33	D	01/11/2023	ALLIANCE BERNSTEIN		840,000	840,000		2.B FE
G7302V-LL-6	QNB FINANCE LTD BASIC 1.625% 09/22/25	D	03/15/2023	ALLIANCE BERNSTEIN		1,736,125	1,900,000	15,009	1.E FE
Y44709-AH-9	KAZMUNAYGAS NATIONAL CO BASIC 3.500% 04/14/33	D	01/05/2023	ALLIANCE BERNSTEIN		1,351,075	1,870,000	15,635	2.B FE
Z03579-11-2	BRASKEM NETHERLANDS BASIC 4.500% 01/31/30	D	02/07/2023	ALLIANCE BERNSTEIN		176,986	203,000		2.C FE
1109999999. Subtotal - Bonds - Industrial and Miscellaneous (Unaffiliated)						1,206,211,733	1,236,712,767	5,053,834	XXX
LX1730-00-6	CONSOLIDATED PRECISION CONSOLIDATED PRECISION 1L+375 04/30/25		03/10/2023	MORGAN STANLEY		912,500	1,000,000		5.A FE
LX1784-54-0	COMSCOPE COMMSCOPE TLB2 +325 04/04/26		03/13/2023	J.P. MORGAN		2,895,000	3,000,000		4.B FE
LX1923-26-2	JANUS INTERNATIONAL JANUS TLB-1 +325 02/15/25		03/16/2023	UBS WARBURG CONVERTIBLES		2,509,498	2,518,944		4.B FE
LX1966-45-1	ALTERRA MOUNTAIN ALTERRA MOUNTAIN TLB +350 08/17/28		03/15/2023	J.P. MORGAN		1,791,000	1,800,000		4.A FE
LX1967-63-2	BALLY'S CORP BALLY'S CORP TLB +325 10/02/28		03/22/2023	Various		4,563,059	4,734,717		3.C FE
LX1983-98-5	MEDLINE INDUSTRIES INC MEDLINE INDUSTRIES TLB +325 10/23/28		03/13/2023	BANK OF AMERICA		2,876,250	3,000,000		4.A FE
LX2104-17-7	TRANSDIGM TRANSDIGM TLE +225 05/30/25		01/03/2023	Tax Free Exchange		7,361,070	7,192,698		4.A FE
LX2104-18-5	TRANSDIGM TRANSDIGM TLF +225 12/09/25		01/03/2023	Tax Free Exchange		4,922,968	4,801,133		4.A FE
LX2106-80-0	CAESARS ENTERTAINMENT INC CAESARS ENTERTAIN TLB S+325 01/23/30		03/24/2023	J.P. MORGAN		8,177,750	8,200,000		4.A FE
LX2108-92-1	INEOS INEOS TLB 2030 S+350 02/09/30		02/10/2023	BARCLAYS		1,732,500	1,750,000		3.B FE
LX2109-29-1	HANESBRANDS INC HANESBRANDS INC TLB S+375 02/15/30		02/14/2023	J.P. MORGAN		495,000	500,000		3.B FE
LX2109-44-0	TRANSDIGM TRANSDIGM TLI S+325 08/10/28		02/24/2023	Tax Free Exchange		10,509,749	10,283,255		4.A FE
LX2110-38-0	SEDGWICK SEDGWICK TLB S+375 02/16/28		02/24/2023	Tax Free Exchange		2,541,058	2,909,091		4.B FE
LX2111-51-1	UBER TECHNOLOGIES INC UBER TECHNOLOGIES TLB S+275 02/27/30		03/15/2023	MORGAN STANLEY		5,958,750	6,000,000		3.C FE
LX2115-56-1	GRAY TELEVISION GRAY TELEVISION TLE S+250 01/02/26		03/17/2023	Tax Free Exchange		9,545,763	9,653,175		3.B FE
LX1817-51-4	WESTJET AIRLINES WESTJET AIRLINES 1L TL S+300 12/11/26	A	02/14/2023	BARCLAYS		2,913,700	3,000,000		4.C FE
1909999999. Subtotal - Bonds - Unaffiliated Bank Loans						69,705,615	70,343,013		XXX
2509999997. Total - Bonds - Part 3						1,328,011,880	1,359,289,780	5,180,890	XXX
2509999998. Total - Bonds - Part 5						XXX	XXX	XXX	XXX
2509999999. Total - Bonds						1,328,011,880	1,359,289,780	5,180,890	XXX
4509999997. Total - Preferred Stocks - Part 3							XXX		XXX
4509999998. Total - Preferred Stocks - Part 5						XXX	XXX	XXX	XXX
4509999999. Total - Preferred Stocks							XXX		XXX
03213A-10-4	AMPLITUDE INC. COMMON STOCK		03/29/2023	DIRECT - 1	24,340,000	303,276			
5019999999. Subtotal - Common Stocks - Industrial and Miscellaneous (Unaffiliated) Publicly Traded							303,276		XXX
FHLB00-01-8	Federal Home Loan Bank Membership Stock		01/03/2023	DIRECT - 1	8,224,000	822,400			
FHLB00-02-6	Federal Home Loan Bank Activity Based Stock		03/31/2023	DIRECT - 1	380,678,000	38,067,800			
5029999999. Subtotal - Common Stocks - Industrial and Miscellaneous (Unaffiliated) Other							38,890,200		XXX
5989999997. Total - Common Stocks - Part 3							39,193,476		XXX
5989999998. Total - Common Stocks - Part 5						XXX	XXX	XXX	XXX
5989999999. Total - Common Stocks							39,193,476		XXX
5999999999. Total - Preferred and Common Stocks							39,193,476		XXX
6009999999 - Totals						1,367,205,356	1,367,205,356	5,180,890	XXX

E04.3

STATEMENT AS OF MARCH 31, 2023 OF THE GUARDIAN LIFE INSURANCE COMPANY OF AMERICA

SCHEDULE D - PART 4

Show All Long-Term Bonds and Stock Sold, Redeemed or Otherwise Disposed of During the Current Quarter

1	2	3	4	5	6	7	8	9	10	Change In Book/Adjusted Carrying Value					16	17	18	19	20	21	22
										11	12	13	14	15							
CUSIP Identification	Description	Foreign	Disposal Date	Name of Purchaser	Number of Shares of Stock	Consideration	Par Value	Actual Cost	Prior Year Book/Adjusted Carrying Value	Unrealized Valuation Increase/(Decrease)	Current Year's (Amortization)/Accretion	Current Year's Other Than Temporary Impairment Recognized	Total Change in Book/Adjusted Carrying Value (11 + 12 - 13)	Total Foreign Exchange Change in Book /Adjusted Carrying Value	Book/Adjusted Carrying Value at Disposal Date	Foreign Exchange Gain (Loss) on Disposal	Realized Gain (Loss) on Disposal	Total Gain (Loss) on Disposal	Bond Interest/Stock Dividends Received During Year	Stated Contractual Maturity Date	NAIC Designation, NAIC Designation Modifier and SVO Administrative Symbol
..36207E-NA-8	GOVERNMENT NATIONAL MORTGAGE A 6% Due 12/15/2033 Mo-1 6.000% 12/15/33		03/01/2023	Paydown		3,931	3,931	4,124	4,084		(153)		(153)		3,931				39	12/15/2033	1.A
..912810-EP-9	US TREASURY N/B 7 1/8% Due 2/15/2023 FA15		02/15/2023	Maturity		300,000	300,000	305,438	300,052		(52)		(52)		300,000				10,688	02/15/2023	1.A
..91282C-BN-0	US TREASURY N/B NOTES 0.125% 02/28/23		02/28/2023	Maturity		42,700,000	42,700,000	42,699,703	42,699,471		529		529		42,700,000				26,688	02/28/2023	1.A
0109999999 Subtotal - Bonds - U.S. Governments						43,003,931	43,003,931	43,003,265	43,003,607		324		324		43,003,931				37,415	XXX	XXX
..00946A-AG-9	AIRPORT AUTHORITY HK AGENCY DEBENTURES 4.750% 01/12/28	D	02/13/2023	ALLIANCE BERNSTEIN		2,074,731	2,059,000	2,052,926			97		97		2,053,023		21,708	21,708	8,694	01/12/2028	1.B FE
..195325-EA-9	REPUBLIC OF COLOMBIA GOVT NATIONAL 4.125% 02/22/42	D	03/03/2023	ALLIANCE BERNSTEIN		1,008,563	1,650,000	1,018,338	1,019,546		2,704		2,704		1,022,250		(13,688)	(13,688)	36,867	02/22/2042	3.A FE
..46514B-RA-7	STATE OF ISRAEL GOVT NATIONAL 4.500% 01/17/33	D	02/13/2023	ALLIANCE BERNSTEIN		1,336,355	1,340,000	1,332,215			42		42		1,332,256		4,099	4,099	4,023	01/17/2033	1.E FE
..48266X-AF-2	KSA SUKUK LTD BASIC 5.268% 10/25/28	D	01/26/2023	ALLIANCE BERNSTEIN		1,041,480	990,000	990,000							990,000		51,480	51,480	13,763	10/25/2028	1.F FE
..731011-AT-9	POLAND REP OF 3% Due 3/17/2023 MS17 3.000% 03/17/23	D	03/17/2023	Maturity		3,940,000	3,940,000	4,049,504	3,959,086		(19,086)		(19,086)		3,940,000				59,100	03/17/2023	1.G FE
..80413T-BE-8	SALDI INTERNATIONAL BOND GOVT NATIONAL 5.000% 01/18/53	D	02/17/2023	ALLIANCE BERNSTEIN		1,096,170	1,198,000	1,109,879			112		112		1,109,991		(13,821)	(13,821)	5,657	01/18/2053	1.F FE
0309999999 Subtotal - Bonds - All Other Governments						10,497,299	11,177,000	10,552,862	5,968,632		(16,131)		(16,131)		10,447,520		49,778	49,778	128,104	XXX	XXX
..240523-IM-8	DEKALB CNTY GA WATER & SEWER 5 1/4% Due 10/1/2036 A01 5.250% 10/01/36		01/13/2023	Call 100.0000		4,000,000	4,000,000	4,365,520	4,000,000						4,000,000				59,500	10/01/2036	1.E FE
..240523-WZ-9	DEKALB CNTY GA WATER & SEWER 5 1/4% Due 10/1/2033 A01 5.250% 10/01/33		01/13/2023	Call 100.0000		1,750,000	1,750,000	1,935,203	1,750,000						1,750,000				26,031	10/01/2033	1.E FE
..31283H-Q8-1	FREDDIE MAC 7 1/2% Due 2/1/2032 Mo-1 7.500% 02/01/32		03/01/2023	Paydown		500	500	523	514		(14)		(14)		500				6	02/01/2032	1.A
..312870-76-0	FREDDIE MAC 6 1/2% Due 4/1/2032 Mo-1 6.500% 04/01/32		03/01/2023	Paydown		740	740	770	751		(11)		(11)		740				8	04/01/2032	1.A
..31287U-AX-0	FREDDIE MAC 7 1/2% Due 6/1/2032 Mo-1 7.500% 06/01/32		03/01/2023	Paydown		2,986	2,986	3,128	3,047		(60)		(60)		2,986				37	06/01/2032	1.A
..31287U-JM-5	FREDDIE MAC 7 1/2% Due 6/1/2032 Mo-1 7.500% 06/01/32		03/01/2023	Paydown		724	724	759	737		(13)		(13)		724				9	06/01/2032	1.A
..31287U-JN-3	FREDDIE MAC 7 1/2% Due 6/1/2032 Mo-1 7.500% 06/01/32		03/01/2023	Paydown		1,092	1,092	1,144	1,131		(8)		(8)		1,092				14	06/01/2032	1.A
..31288J-ZU-3	FREDDIE MAC 6 1/2% Due 4/1/2033 Mo-1 6.500% 04/01/33		03/01/2023	Paydown		793	793	828	807		(14)		(14)		793				9	04/01/2033	1.A
..3128M6-RR-1	FREDDIE MAC 7% Due 9/1/2038 Mo-1 7.000% 09/01/38		03/01/2023	Paydown		949	949	989	979		(30)		(30)		949				11	09/01/2038	1.A
..31292G-GS-9	FREDDIE MAC 7 1/2% Due 2/1/2023 Mo-1 7.500% 02/01/23		02/01/2023	Paydown		1	1	1	1						1					02/01/2023	1.A
..31292H-PJ-7	FREDDIE MAC 7 1/2% Due 1/1/2032 Mo-1 7.500% 01/01/32		03/01/2023	Paydown		91	91	96	94		(3)		(3)		91				1	01/01/2032	1.A
..31292K-6A-0	FREDDIE MAC 4% Due 12/1/2040 Mo-1 4.000% 12/01/40		03/01/2023	Paydown		16,777	16,777	16,817	16,807		(30)		(30)		16,777				108	12/01/2040	1.A
..312943-WG-4	FREDDIE MAC 4% Due 11/1/2040 Mo-1 4.000% 11/01/40		03/01/2023	Paydown		1,762	1,762	1,766	1,765		(3)		(3)		1,762				12	11/01/2040	1.A
..31296R-HB-4	FREDDIE MAC 6 1/2% Due 12/1/2033 Mo-1 6.500% 12/01/33		03/01/2023	Paydown		2,138	2,138	2,208	2,167		(29)		(29)		2,138				23	12/01/2033	1.A
..31296S-YF-7	FREDDIE MAC 6 1/2% Due 1/1/2034 Mo-1 6.500% 01/01/34		03/01/2023	Paydown		554	554	572	562		(8)		(8)		554				6	01/01/2034	1.A
..31298M-7F-8	FREDDIE MAC 7 1/2% Due 5/1/2031 Mo-1 7.500% 05/01/31		03/01/2023	Paydown		290	290	303	295		(5)		(5)		290				4	05/01/2031	1.A
..313637-FB-1	FANNIE MAE 6.64% Due 3/1/2028 Mo-1 6.640% 03/01/28		03/01/2023	Paydown		353	353	353	353						353				4	03/01/2028	1.A

E05

STATEMENT AS OF MARCH 31, 2023 OF THE GUARDIAN LIFE INSURANCE COMPANY OF AMERICA

SCHEDULE D - PART 4

Show All Long-Term Bonds and Stock Sold, Redeemed or Otherwise Disposed of During the Current Quarter

1	2	3	4	5	6	7	8	9	10	Change In Book/Adjusted Carrying Value					16	17	18	19	20	21	22
										11	12	13	14	15							
CUSIP Identification	Description	Foreign	Disposal Date	Name of Purchaser	Number of Shares of Stock	Consideration	Par Value	Actual Cost	Prior Year Book/Adjusted Carrying Value	Unrealized Valuation Increase/(Decrease)	Current Year's (Amortization)/Accretion	Current Year's Other Than Temporary Impairment Recognized	Total Change in Book/Adjusted Carrying Value (11 + 12 - 13)	Total Foreign Exchange Change in Book /Adjusted Carrying Value	Book/Adjusted Carrying Value at Disposal Date	Foreign Exchange Gain (Loss) on Disposal	Realized Gain (Loss) on Disposal	Total Gain (Loss) on Disposal	Bond Interest/Stock Dividends Received During Year	Stated Contractual Maturity Date	NAIC Designation, NAIC Designation Modifier and SVO Administrative Symbol
..3136A0-SE-8	FANNIE MAE SERIES 2011B0 CLASS HE 3.500% 08/25/26		03/01/2023	Paydown		85,730	85,730	87,337	86,089		(359)		(359)		85,730				502	08/25/2026	1.A
..3136AY-7L-1	FANNIEMAE-ACES SERIES 2018M1 CLASS A2 3.086% 12/25/27		03/01/2023	Paydown		17,309	17,309	16,543	16,847		463		463		17,309				60	12/25/2027	1.A
..31371G-2Y-5	FANNIE MAE 7% Due 8/1/2028 Mo-1 7.000% 08/01/28		03/01/2023	Paydown		2,497	2,497	2,638	2,561		(64)		(64)		2,497				29	08/01/2028	1.A
..31371G-4T-4	FANNIE MAE 7% Due 9/1/2028 Mo-1 7.000% 09/01/28		03/01/2023	Paydown		357	357	377	368		(11)		(11)		357				4	09/01/2028	1.A
..31371H-BY-3	FANNIE MAE 7% Due 10/1/2028 Mo-1 7.000% 10/01/28		03/01/2023	Paydown		1,501	1,501	1,586	1,546		(45)		(45)		1,501				18	10/01/2028	1.A
..31371H-D9-6	FANNIE MAE 7% Due 12/1/2028 Mo-1 7.000% 12/01/28		03/01/2023	Paydown		1,065	1,065	1,125	1,085		(20)		(20)		1,065				13	12/01/2028	1.A
..31371H-F2-9	FANNIE MAE 7% Due 12/1/2028 Mo-1 7.000% 12/01/28		03/01/2023	Paydown		184	184	195	192		(8)		(8)		184				2	12/01/2028	1.A
..31371H-HL-5	FANNIE MAE 7% Due 2/1/2029 Mo-1 7.000% 02/01/29		03/01/2023	Paydown		206	206	218	213		(6)		(6)		206				2	02/01/2029	1.A
..31371H-KX-5	FANNIE MAE 7% Due 3/1/2029 Mo-1 7.000% 03/01/29		03/01/2023	Paydown		1,095	1,095	1,157	1,119		(23)		(23)		1,095				13	03/01/2029	1.A
..31371H-PB-8	FANNIE MAE 7% Due 5/1/2029 Mo-1 7.000% 05/01/29		03/01/2023	Paydown		177	177	187	182		(5)		(5)		177				2	05/01/2029	1.A
..31371H-YB-8	FANNIE MAE 7 1/2% Due 10/1/2029 Mo-1 7.500% 10/01/29		03/01/2023	Paydown		204	204	215	210		(6)		(6)		204				3	10/01/2029	1.A
..31371K-BU-4	FANNIE MAE 7 1/2% Due 9/1/2031 Mo-1 7.500% 09/01/31		03/01/2023	Paydown		494	494	521	508		(14)		(14)		494				4	09/01/2031	1.A
..31371K-NJ-6	FANNIE MAE 7 1/2% Due 4/1/2032 Mo-1 7.500% 04/01/32		03/01/2023	Paydown		249	249	267	260		(11)		(11)		249				3	04/01/2032	1.A
..31371K-PB-8	FANNIE MAE 7% Due 6/1/2032 Mo-1 7.000% 06/01/32		03/01/2023	Paydown		4,262	4,262	4,440	4,352		(90)		(90)		4,262				50	06/01/2032	1.A
..31371K-R4-5	FANNIE MAE 7% Due 8/1/2032 Mo-1 7.000% 08/01/32		03/01/2023	Paydown		508	508	530	520		(12)		(12)		508				6	08/01/2032	1.A
..31384W-K5-8	FANNIE MAE 8% Due 5/1/2031 Mo-1 8.000% 05/01/31		03/01/2023	Paydown		207	207	208	207						207				3	05/01/2031	1.A
..31385H-XF-4	FANNIE MAE 7 1/2% Due 11/1/2031 Mo-1 7.500% 11/01/31		03/01/2023	Paydown		27	27	29	28		(1)		(1)		27					11/01/2031	1.A
..31387X-2G-9	FANNIE MAE 8% Due 9/1/2031 Mo-1 8.000% 09/01/31		03/01/2023	Paydown		948	948	948	948						948				13	09/01/2031	1.A
..31387X-GX-7	FANNIE MAE 8% Due 8/1/2031 Mo-1 8.000% 08/01/31		03/01/2023	Paydown		3,341	3,341	3,343	3,341						3,341				45	08/01/2031	1.A
..31388J-W9-2	FANNIE MAE 8% Due 9/1/2031 Mo-1 8.000% 09/01/31		03/01/2023	Paydown		894	894	895	894						894				12	09/01/2031	1.A
..3138A1-J3-6	FANNIE MAE 4% Due 12/1/2040 Mo-1 4.000% 12/01/40		03/01/2023	Paydown		6,875	6,875	7,329	7,251		(376)		(376)		6,875				46	12/01/2040	1.A
..3138E6-VII-3	FANNIE MAE 3 1/2% Due 2/1/2042 Mo-1 3.500% 02/01/42		03/01/2023	Paydown		3,328	3,328	3,379	3,373		(46)		(46)		3,328				19	02/01/2042	1.A
..3138E9-D9-8	FANNIE MAE 3 1/2% Due 7/1/2042 Mo-1 3.500% 07/01/42		03/01/2023	Paydown		1,820	1,820	1,848	1,839		(19)		(19)		1,820				11	07/01/2042	1.A
..3138EJ-TK-4	FANNIE MAE 3 1/2% Due 8/1/2042 Mo-1 3.500% 08/01/42		03/01/2023	Paydown		7,636	7,636	7,754	7,740		(104)		(104)		7,636				52	08/01/2042	1.A
..3138LU-VL-6	FANNIE MAE 3 1/2% Due 7/1/2042 Mo-1 3.500% 07/01/42		03/01/2023	Paydown		1,043	1,043	1,059	1,054		(11)		(11)		1,043				6	07/01/2042	1.A
..3138LW-DV-0	FANNIE MAE 3 1/2% Due 7/1/2042 Mo-1 3.500% 07/01/42		03/01/2023	Paydown		1,062	1,062	1,079	1,076		(14)		(14)		1,062				6	07/01/2042	1.A

STATEMENT AS OF MARCH 31, 2023 OF THE GUARDIAN LIFE INSURANCE COMPANY OF AMERICA

SCHEDULE D - PART 4

Show All Long-Term Bonds and Stock Sold, Redeemed or Otherwise Disposed of During the Current Quarter

1	2	3	4	5	6	7	8	9	10	Change In Book/Adjusted Carrying Value					16	17	18	19	20	21	22
										11	12	13	14	15							
CUSIP Identification	Description	Foreign	Disposal Date	Name of Purchaser	Number of Shares of Stock	Consideration	Par Value	Actual Cost	Prior Year Book/Adjusted Carrying Value	Unrealized Valuation Increase/(Decrease)	Current Year's (Amortization)/Accretion	Current Year's Other Than Temporary Impairment Recognized	Total Change in Book/Adjusted Carrying Value (11 + 12 - 13)	Total Foreign Exchange Change in Book /Adjusted Carrying Value	Book/Adjusted Carrying Value at Disposal Date	Foreign Exchange Gain (Loss) on Disposal	Realized Gain (Loss) on Disposal	Total Gain (Loss) on Disposal	Bond Interest/Stock Dividends Received During Year	Stated Contractual Maturity Date	NAIC Designation, NAIC Designation Modifier and SVO Administrative Symbol
..3138M5-3B-3	FANNIE MAE 4% Due 8/1/2042 Mo-1 4.000%		03/01/2023	Paydown		655	655	699	685			(30)	(30)		655				4	08/01/2042	1.A
..3138M9-PP-0	FANNIE MAE 3 1/2% Due 11/1/2042 Mo-1 3.500%		03/01/2023	Paydown		8,867	8,867	9,004	8,994			(126)	(126)		8,867				42	11/01/2042	1.A
..3138ML-B4-5	FANNIE MAE 3 1/2% Due 12/1/2042 Mo-1 3.500%		03/01/2023	Paydown		3,784	3,784	3,842	3,835			(51)	(51)		3,784				23	12/01/2042	1.A
..3138W7-5S-9	FANNIE MAE 3% Due 4/1/2043 Mo-1 3.000%		03/01/2023	Paydown		4,884	4,884	4,757	4,766		117		117		4,884				24	04/01/2043	1.A
..3138W7-NW-0	FANNIE MAE 3 1/2% Due 6/1/2043 Mo-1 3.500%		03/01/2023	Paydown		12,790	12,790	12,987	12,971			(181)	(181)		12,790				75	06/01/2043	1.A
..3138WA-RV-1	FANNIE MAE 3 1/2% Due 12/1/2043 Mo-1 3.500%		03/01/2023	Paydown		2,466	2,466	2,505	2,493			(27)	(27)		2,466				14	12/01/2043	1.A
..3138WB-3A-1	FANNIE MAE 3 1/2% Due 6/1/2044 Mo-1 3.500%		03/01/2023	Paydown		3,691	3,691	3,753	3,743			(53)	(53)		3,691				22	06/01/2044	1.A
..3138WD-BH-3	FANNIE MAE 4% Due 10/1/2044 Mo-1 4.000%		03/01/2023	Paydown		10,492	10,492	11,164	11,124			(633)	(633)		10,492				77	10/01/2044	1.A
..3138WD-Y8-8	FANNIE MAE 3% Due 1/1/2045 Mo-1 3.000%		03/01/2023	Paydown		3,350	3,350	3,271	3,280			70	70		3,350				16	01/01/2045	1.A
..3138WD-Y9-6	FANNIE MAE 3% Due 1/1/2045 Mo-1 3.000%		03/01/2023	Paydown		3,755	3,755	3,666	3,673			82	82		3,755				14	01/01/2045	1.A
..3138WE-Q3-6	FANNIE MAE 3% Due 5/1/2045 Mo-1 3.000%		03/01/2023	Paydown		1,031	1,031	1,004	1,006			25	25		1,031				5	05/01/2045	1.A
..3138WF-LC-8	FANNIE MAE 3 1/2% Due 9/1/2045 Mo-1 3.500%		03/01/2023	Paydown		5,813	5,813	6,053	6,035			(223)	(223)		5,813				34	09/01/2045	1.A
..3138X0-ZA-9	FANNIE MAE 3 1/2% Due 7/1/2043 Mo-1 3.500%		03/01/2023	Paydown		2,777	2,777	2,820	2,815			(38)	(38)		2,777				17	07/01/2043	1.A
..3138X2-T9-5	FANNIE MAE 3 1/2% Due 8/1/2043 Mo-1 3.500%		03/01/2023	Paydown		2,640	2,640	2,685	2,680			(39)	(39)		2,640				15	08/01/2043	1.A
..3138X3-GV-8	FANNIE MAE 3% Due 8/1/2043 Mo-1 3.000%		03/01/2023	Paydown		2,608	2,608	2,541	2,548			60	60		2,608				17	08/01/2043	1.A
..3138XH-MC-2	FANNIE MAE 3 1/2% Due 12/1/2043 Mo-1 3.500%		03/01/2023	Paydown		2,787	2,787	2,830	2,827			(40)	(40)		2,787				16	12/01/2043	1.A
..3138Y2-3J-0	FANNIE MAE 3% Due 11/1/2044 Mo-1 3.000%		03/01/2023	Paydown		185	185	181	181			4	4		185				1	11/01/2044	1.A
..3138Y5-YH-3	FANNIE MAE 3% Due 2/1/2045 Mo-1 3.000%		03/01/2023	Paydown		3,867	3,867	3,775	3,783			84	84		3,867				23	02/01/2045	1.A
..3138Y9-EJ-3	FANNIE MAE 3% Due 9/1/2044 Mo-1 3.000%		03/01/2023	Paydown		2,826	2,826	2,759	2,763			63	63		2,826				14	09/01/2044	1.A
..3138YD-D0-9	FANNIE MAE 3% Due 1/1/2045 Mo-1 3.000%		03/01/2023	Paydown		1,818	1,818	1,775	1,781			36	36		1,818				9	01/01/2045	1.A
..3138YF-AZ-7	FANNIE MAE 3% Due 1/1/2045 Mo-1 3.000%		03/01/2023	Paydown		1,812	1,812	1,769	1,772			40	40		1,812				9	01/01/2045	1.A
..3138YF-GV-0	FANNIE MAE 4% Due 2/1/2045 Mo-1 4.000%		03/01/2023	Paydown		159	159	170	167			(8)	(8)		159				1	02/01/2045	1.A
..3138YN-PE-1	FANNIE MAE 3% Due 7/1/2045 Mo-1 3.000%		03/01/2023	Paydown		3,568	3,568	3,484	3,489			79	79		3,568				21	07/01/2045	1.A
..3138YP-AY-8	FANNIE MAE 3% Due 5/1/2045 Mo-1 3.000%		03/01/2023	Paydown		4,263	4,263	4,153	4,160			103	103		4,263				23	05/01/2045	1.A
..3138YS-BR-6	FANNIE MAE 3% Due 8/1/2045 Mo-1 3.000%		03/01/2023	Paydown		7,187	7,187	7,001	7,022			166	166		7,187				36	08/01/2045	1.A
..3138YT-40-4	FANNIE MAE 3% Due 9/1/2045 Mo-1 3.000%		03/01/2023	Paydown		1,421	1,421	1,385	1,391			30	30		1,421				7	09/01/2045	1.A

E05.2

STATEMENT AS OF MARCH 31, 2023 OF THE GUARDIAN LIFE INSURANCE COMPANY OF AMERICA

SCHEDULE D - PART 4

Show All Long-Term Bonds and Stock Sold, Redeemed or Otherwise Disposed of During the Current Quarter

1	2	3	4	5	6	7	8	9	10	Change In Book/Adjusted Carrying Value					16	17	18	19	20	21	22
										11	12	13	14	15							
CUSIP Identification	Description	For- eign	Disposal Date	Name of Purchaser	Number of Shares of Stock	Consid- eration	Par Value	Actual Cost	Prior Year Book/ Adjusted Carrying Value	Unrealized Valuation Increase/ (Decrease)	Current Year's (Amor- tization)/ Accretion	Current Year's Other Than Temporary Impairment Recogn- ized	Total Change in Book/ Adjusted Carrying Value (11 + 12 - 13)	Total Foreign Exchange Change in Book /Adjusted Carrying Value	Book/ Adjusted Carrying Value at Disposal Date	Foreign Exchange Gain (Loss) on Disposal	Realized Gain (Loss) on Disposal	Total Gain (Loss) on Disposal	Bond Interest/ Stock Dividends Received During Year	Stated Con- tractual Maturity Date	NAIC Desig- nation, NAIC Desig- nation Modifier and SVO Admini- strative Symbol
..3138YV-ZN-2	FANNIE MAE 3% Due 7/1/2045 Mo-1 3.000% 07/01/45		03/01/2023	Paydown		2,458	2,458	2,394	2,400		58		58		2,458				10	07/01/2045	1.A
..3138YX-4Z-5	FANNIE MAE 3% Due 9/1/2045 Mo-1 3.000% 09/01/45		03/01/2023	Paydown		765	765	745	746		19		19		765				4	09/01/2045	1.A
..3138YX-RQ-0	FANNIE MAE 3% Due 9/1/2045 Mo-1 3.000% 09/01/45		03/01/2023	Paydown		18,240	18,240	17,768	17,803		437		437		18,240				78	09/01/2045	1.A
..3138YX-Y6-6	FANNIE MAE 3% Due 9/1/2045 Mo-1 3.000% 09/01/45		03/01/2023	Paydown		2,193	2,193	2,136	2,139		54		54		2,193				9	09/01/2045	1.A
..31390A-G4-6	FANNIE MAE 7% Due 2/1/2032 Mo-1 7.000% 02/01/32		03/01/2023	Paydown		681	681	719	694		(14)		(14)		681				8	02/01/2032	1.A
..31392F-4F-1	FNR 2002-77 5 1/2% Due 12/25/2032 Mo-1 5.500% 12/25/32		03/01/2023	Paydown		18,147	18,147	20,435	19,293		(1,145)		(1,145)		18,147				161	12/25/2032	1.B FE
..31397S-G2-4	FANNIE MAE SERIES 201146 CLASS B 3.000% 05/25/26		03/01/2023	Paydown		41,474	41,474	41,468	41,468		6		6		41,474				210	05/25/2026	1.A
..31407J-DD-1	FANNIE MAE 6 1/2% Due 9/1/2036 Mo-1 6.500% 09/01/36		03/01/2023	Paydown		3,787	3,787	4,222	4,148		(361)		(361)		3,787				39	09/01/2036	1.A
..31407S-EK-4	FANNIE MAE 5 1/2% Due 11/1/2035 Mo-1 5.500% 11/01/35		03/01/2023	Paydown		4,122	4,122	4,036	4,070		52		52		4,122				38	11/01/2035	1.A
..31408H-PN-9	FANNIE MAE 6% Due 1/1/2036 Mo-1 6.000% 01/01/36		03/01/2023	Paydown		1,175	1,175	1,188	1,179		(4)		(4)		1,175				12	01/01/2036	1.A
..3140E1-BU-6	FANNIE MAE 3% Due 9/1/2045 Mo-1 3.000% 09/01/45		03/01/2023	Paydown		1,882	1,882	1,833	1,836		46		46		1,882				9	09/01/2045	1.A
..3140G1-GZ-6	FANNIE MAE POOL BH9215 3.500% 01/01/48		03/01/2023	Paydown		14	14	13	13						14					01/01/2048	1.A
..3140H7-Z9-1	FANNIE MAE POOL BJ6167 3.500% 02/01/48		03/01/2023	Paydown		18,819	18,819	18,965	18,960		(141)		(141)		18,819				73	02/01/2048	1.A
..3140HB-GA-0	FANNIE MAE POOL BJ9192 3.500% 05/01/33		03/01/2023	Paydown		9,167	9,167	9,239	9,228		(61)		(61)		9,167				53	05/01/2033	1.A
..314008-3U-7	FANNIE MAE POOL CA1710 4.500% 05/01/48 FANNIE MAE Flt % Due 12/1/2036 Mo-1 7.351% 12/01/36		03/01/2023	Paydown		47,797	47,797	49,754	49,686		(1,889)		(1,889)		47,797				373	05/01/2048	1.A
..31411G-JU-7	FANNIE MAE 6 1/2% Due 3/1/2038 Mo-1 6.500% 03/01/38		03/01/2023	Paydown		2,417	2,417	2,432	2,421		(4)		(4)		2,417				16	12/01/2036	1.A
..31412S-RC-1	FANNIE MAE 6 1/2% Due 8/1/2037 Mo-1 6.500% 08/01/37		03/01/2023	Paydown		950	950	1,059	1,050		(100)		(100)		950				10	03/01/2038	1.A
..31413D-S5-7	FANNIE MAE 6 1/2% Due 8/1/2037 Mo-1 6.500% 08/01/37		03/01/2023	Paydown		3,824	3,824	4,263	4,094		(270)		(270)		3,824				42	08/01/2037	1.A
..31413L-LL-1	FANNIE MAE 6% Due 8/1/2037 Mo-1 6.000% 08/01/37		03/01/2023	Paydown		434	434	479	473		(39)		(39)		434				4	08/01/2037	1.A
..31413T-T9-3	FANNIE MAE 6 1/2% Due 11/1/2037 Mo-1 6.500% 11/01/37		03/01/2023	Paydown		6,649	6,649	7,413	7,330		(681)		(681)		6,649				72	11/01/2037	1.A
..31414P-U3-1	FANNIE MAE 6 1/2% Due 2/1/2038 Mo-1 6.500% 02/01/38		03/01/2023	Paydown		32,251	32,251	35,955	35,520		(3,268)		(3,268)		32,251				193	02/01/2038	1.A
..31414R-CN-3	FANNIE MAE 5% Due 3/1/2038 Mo-1 5.000% 03/01/38		03/01/2023	Paydown		13,407	13,407	14,629	14,417		(1,011)		(1,011)		13,407				111	03/01/2038	1.A
..31414R-PN-9	FANNIE MAE 5% Due 4/1/2038 Mo-1 5.000% 04/01/38		03/01/2023	Paydown		9,379	9,379	10,234	9,953		(574)		(574)		9,379				76	04/01/2038	1.A
..31416V-R9-7	FANNIE MAE 6 1/2% Due 11/1/2038 Mo-1 6.500% 11/01/38		03/01/2023	Paydown		5,862	5,862	6,535	6,299		(437)		(437)		5,862				63	11/01/2038	1.A
..31417B-NC-7	FANNIE MAE 3 1/2% Due 4/1/2042 Mo-1 3.500% 04/01/42		03/01/2023	Paydown		1,291	1,291	1,311	1,304		(13)		(13)		1,291				8	04/01/2042	1.A
..31417E-MS-7	FANNIE MAE 3% Due 1/1/2043 Mo-1 3.000% 01/01/43		03/01/2023	Paydown		9,773	9,773	9,520	9,547		226		226		9,773				41	01/01/2043	1.A
..31417F-NR-5	FANNIE MAE 3% Due 2/1/2043 Mo-1 3.000% 02/01/43		03/01/2023	Paydown		2,467	2,467	2,403	2,410		57		57		2,467				12	02/01/2043	1.A
..31417G-T5-5	FANNIE MAE 3 1/2% Due 6/1/2043 Mo-1 3.500% 06/01/43		03/01/2023	Paydown		6,548	6,548	6,649	6,637		(89)		(89)		6,548				26	06/01/2043	1.A

STATEMENT AS OF MARCH 31, 2023 OF THE GUARDIAN LIFE INSURANCE COMPANY OF AMERICA

SCHEDULE D - PART 4

Show All Long-Term Bonds and Stock Sold, Redeemed or Otherwise Disposed of During the Current Quarter

1	2	3	4	5	6	7	8	9	10	Change In Book/Adjusted Carrying Value					16	17	18	19	20	21	22
										11	12	13	14	15							
CUSIP Identification	Description	Foreign	Disposal Date	Name of Purchaser	Number of Shares of Stock	Consideration	Par Value	Actual Cost	Prior Year Book/Adjusted Carrying Value	Unrealized Valuation Increase/(Decrease)	Current Year's (Amortization)/Accretion	Current Year's Other Than Temporary Impairment Recognized	Total Change in Book/Adjusted Carrying Value (11 + 12 - 13)	Total Foreign Exchange Change in Book /Adjusted Carrying Value	Book/Adjusted Carrying Value at Disposal Date	Foreign Exchange Gain (Loss) on Disposal	Realized Gain (Loss) on Disposal	Total Gain (Loss) on Disposal	Bond Interest/Stock Dividends Received During Year	Stated Contractual Maturity Date	NAIC Designation, NAIC Designation Modifier and SVO Administrative Symbol
..31418A-XY-9	FANNIE MAE 4 1/2% Due 9/1/2043 Mo-1 4.500%		03/01/2023	Paydown		144,148	144,148	155,438	154,084		(9,936)		(9,936)		144,148				788	09/01/2043	1.A
..31418B-V5-2	FANNIE MAE 3% Due 10/1/2045 Mo-1 3.000%		03/01/2023	Paydown		1,725	1,725	1,681	1,683		.42		.42		1,725				8	10/01/2045	1.A
..31418C-HT-4	FANNIE MAE POOL MA2941 3.500% 03/01/32		03/01/2023	Paydown		23,668	23,668	23,853	23,812		(145)		(145)		23,668				141	03/01/2032	1.A
..31418C-RC-0	FANNIE MAE POOL MA3182 3.500% 11/01/47		03/01/2023	Paydown		34,050	34,050	34,315	34,303		(253)		(253)		34,050				196	11/01/2047	1.A
..31418C-U7-7	FANNIE MAE POOL MA3305 3.500% 03/01/48		03/01/2023	Paydown		39,737	39,737	39,692	39,694		.43		.43		39,737				225	03/01/2048	1.A
..31418C-U8-5	FANNIE MAE POOL MA3306 4.000% 03/01/48		03/01/2023	Paydown		71,434	71,434	72,729	72,677		(1,243)		(1,243)		71,434				458	03/01/2048	1.A
..31418C-W2-6	FANNIE MAE POOL MA3364 3.500% 05/01/33		03/01/2023	Paydown		17,272	17,272	17,407	17,382		(110)		(110)		17,272				106	05/01/2033	1.A
..709224-VB-2	PENNSYLVANIA ST TURNPIKE COMM 5.500%		03/16/2023	Call 106.5540		18,114,180	17,000,000	19,324,750	18,957,467		(15,250)		(15,250)		18,942,218		(1,942,218)	(1,942,218)	1,386,888	12/01/2042	1.F FE
..76913C-AR-0	RIVERSIDE CALIF 4.91% Due 2/15/2025 FA15 4.910% 02/15/25		02/15/2023	Call 100.0000		1,105,000	1,105,000	1,105,000	1,105,000						1,105,000				27,128	02/15/2025	1.C FE
0909999999 Subtotal - Bonds - U.S. Special Revenues						25,839,452	24,725,272	27,628,882	26,705,017		(37,528)		(37,528)		26,667,490		(1,942,218)	(1,942,218)	1,504,955	XXX	XXX
..000780-MP-8	AMAC 2003-11 5 1/2% Due 10/25/2033 Mo-1 5.500% 10/25/33		03/01/2023	Paydown		1,476	1,476	1,562	1,549		(73)		(73)		1,476				12	10/25/2033	3.B FM
..00150*-AA-6	AIA COLCHIS LLC SENIOR SECURED NOTES 4.460% 12/31/31		02/10/2023	Redemption 100.0000		325,076	325,076	325,076	325,076						325,076				3,625	12/31/2031	2.B PL
..00176@-AA-4	AMF FLORENCE LLC AMF FLORENCE LLC 3.210% 12/31/35		03/31/2023	Redemption 100.0000		248,190	248,190	248,190	248,190						248,190				1,992	12/31/2035	2.C PL
..00184@-AA-4	AMAZON EUCLID CTL AMAZON EUCLID CTL 4.095% 06/30/39		03/31/2023	Redemption 100.0000		18,577	18,577	18,577	18,577						18,577				127	06/30/2039	1.E
..00191#-AA-3	AMAZON TUCSON CTL AMAZON TUCSON CTL 4.095% 08/31/39		03/31/2023	Redemption 100.0000		35,354	35,354	35,354	35,354						35,354				242	08/31/2039	1.E
..00191@-AA-5	AMAZON OKC CTL AMAZON OKC CTL 4.233% 09/30/39		03/31/2023	Redemption 100.0000		53,169	53,169	53,169	53,169						53,169				376	09/30/2039	1.E
..00193*-AA-5	AMAZON TULSA CTL AMAZON TULSA CTL 4.233% 09/30/39		03/31/2023	Redemption 100.0000		35,738	35,738	35,738	35,738						35,738				172	09/30/2039	1.E
..00230@-AA-8	AT&T PORTFOLIO 00230@A8 4.003% 05/15/46		03/15/2023			43,173	43,173	43,604	43,588		(415)		(415)		43,173				288	05/15/2046	2.B
..00750*-AA-0	ADVANTAGE CAPITAL ALABAMA PART GUARANTEED NOTES 0.001% 05/15/23		01/20/2023	ADVANTAGE CAPITAL Redemption 100.0000		57,752	57,752	109,645	60,108		(346)		(346)		59,762		(2,010)	(2,010)		05/15/2023	1.A
..00796#-AA-2	ADVANTAGE CAPITAL COMMUNITY ADVANTAGE CAPITAL COMMUNITY 0.001% 03/01/25		03/01/2023	Redemption 100.0000		687,500	687,500	512,560	641,171		46,329		46,329		687,500					03/01/2025	1.D
..00800*-AA-0	ADVANTAGE CAPITAL GROW NEW JER INVESTOR III LLC SENIOR NOTES 0.001% 03/01/28		03/01/2023	Redemption 100.0000		18,860	18,860	13,711	16,477		2,383		2,383		18,860				247	03/01/2028	1.F PL
..00804*-AC-2	ADVANTAGE CAPITAL 2019 ST TAX ADVANTAGE CAPITAL 2019 ST TAX 0.001% 01/15/29		03/31/2023	Redemption 100.0000		109,581	109,581	109,581	109,581						109,581				(1)	01/15/2029	1.D
..00806*-AA-4	ADVANTAGE CAPITAL DEVELOPMENT ADVANTAGE CAPITAL DEVELOPMENT 0.001% 03/01/28		01/05/2023			490,230	490,230	490,230	490,230						490,230					03/01/2028	1.D
..00841#-AA-7	ADVANTAGE CAPITAL 2015 ST TAX SERIES A 6.160% 07/28/23		01/20/2023	ADVANTAGE CAPITAL		327,522	327,522	3,275,224	389,165		(9,413)		(9,413)		379,751		(52,229)	(52,229)		07/28/2023	1.G FE
..008674-AH-6	AHERN RENTALS INC 7 3/8% Due 5/15/2023 MN15 7.375% 05/15/23		01/03/2023	Various		9,835,000	9,835,000	8,036,563	9,671,903		2,434		2,434		9,674,338		160,662	160,662	92,681	05/15/2023	6. FE
..00909@-A*-5	AMAZON FORT WORTH CTL AMAZON FORT WORTH CTL 4.494% 11/10/39		03/10/2023	Redemption 100.0000		37,192	37,192	37,192	37,192						37,192				140	11/10/2039	1.E
..00910G-A*-4	AMAZON SAN BERNARDINO CTL AMAZON SAN BERNARDINO CTL 4.494% 03/10/41		03/10/2023	Redemption 100.0000		62,235	62,235	62,235	62,235						62,235				236	03/10/2041	1.E

E05.4

STATEMENT AS OF MARCH 31, 2023 OF THE GUARDIAN LIFE INSURANCE COMPANY OF AMERICA

SCHEDULE D - PART 4

Show All Long-Term Bonds and Stock Sold, Redeemed or Otherwise Disposed of During the Current Quarter

1	2	3	4	5	6	7	8	9	10	Change In Book/Adjusted Carrying Value					16	17	18	19	20	21	22
										11	12	13	14	15							
CUSIP Identification	Description	Foreign	Disposal Date	Name of Purchaser	Number of Shares of Stock	Consideration	Par Value	Actual Cost	Prior Year Book/Adjusted Carrying Value	Unrealized Valuation Increase/(Decrease)	Current Year's (Amortization)/Accretion	Current Year's Other Than Temporary Impairment Recognized	Total Change in Book/Adjusted Carrying Value (11 + 12 - 13)	Total Foreign Exchange Change in Book /Adjusted Carrying Value	Book/Adjusted Carrying Value at Disposal Date	Foreign Exchange Gain (Loss) on Disposal	Realized Gain (Loss) on Disposal	Total Gain (Loss) on Disposal	Bond Interest/Stock Dividends Received During Year	Stated Contractual Maturity Date	NAIC Designation, NAIC Designation Modifier and SVO Administrative Symbol
..01185*-AA-3	ALASKA VENTURES LLC ALASKA VENTURES 4.670% 06/30/33		03/31/2023	Redemption	100.0000	473,637	473,637	473,637	473,637						473,637				5,530	06/30/2033	2.C PL
..01185*-AB-1	ALASKA VENTURES LLC ALASKA VENTURES LLC 4.670% 06/30/33		03/31/2023	Redemption	100.0000	51,018	51,018	51,018	51,018						51,018				.600	06/30/2033	2.C PL
..021345-AA-1	ALTA WIND HOLDINGS LLC 7% Due 6/30/2035 JD31 7.000% 06/30/35		01/01/2023	Redemption	100.0000	1,716	1,716	1,874	50,994		(49,277)		(49,277)		1,716					06/30/2035	2.C FE
..02378L-AA-1	AMERICAN AIRLINES INC AMERICAN AIRLINES 5.180% 08/15/23		02/15/2023	Redemption	100.0000	365,926	365,926	365,926	365,926						365,926				9,477	08/15/2023	3.A PL
..02660D-DM-2	American Home Mortgage Investm SERIES 20051 CLASS M1 5.686% 06/25/45		03/25/2023	Paydown			(37,932)	(34,234)	(35,259)		(44)		(44)		(35,304)		35,304	35,304	94	06/25/2045	3.C FM
..03027W-AJ-1	AMTT 2007-1A 3.07% Due 3/15/2023 Mo-15 3.070% 03/15/23		03/15/2023	Maturity		4,500,000	4,500,000	4,500,000	4,500,000						4,500,000				34,538	03/15/2023	1.A FE
..03210@-AG-3	AMPLIFON USA, INC SENIOR UNSECURED NOTES 4.510% 07/31/23		01/31/2023	Redemption	100.0000	7,000,000	7,000,000	7,000,000	7,000,000						7,000,000				157,850	07/31/2023	3.A
..03210@-AH-1	AMPLIFON USA, INC SENIOR UNSECURED NOTES 4.660% 07/31/25		01/31/2023	Redemption	100.0000	4,000,000	4,000,000	4,000,000	4,000,000						4,000,000				105,160	07/31/2025	3.A
..040104-FW-6	Argent Securities Inc SERIES 2004W3 CLASS A3 5.651% 02/25/34		03/25/2023	Paydown		10,301	10,301	10,137	10,148		153		153		10,301				62	02/25/2034	1.A FM
..04542B-KC-5	Asset Backed Funding Certifica SERIES 2004OPT5 CLASS M1 5.956% 03/25/34		03/27/2023	Paydown		109,720	109,720	109,172	109,211		509		509		109,720				669	03/25/2034	1.A FM
..04650Y-AA-8	HOME GROUP INC. BASIC 4.875% 07/15/28		01/04/2023	GOLDMAN SACHS		717,500	1,000,000	992,500	993,654		14		14		993,667		(276,167)	(276,167)	23,156	07/15/2028	5.A FE
..04774#-AA-0	ATLANTA FALCONS STADIUM COMPAN SENIOR SECURED NOTES 3.590% 09/01/42		03/01/2023	Redemption	100.0000	89,728	89,728	89,728	89,728						89,728				1,611	09/01/2042	2.B PL
..04774#-AB-8	ATLANTA FALCONS STADIUM COMPAN SENIOR SECURED NOTES 3.590% 09/01/42		03/01/2023	Redemption	100.0000	59,819	59,819	59,819	59,819						59,819				1,074	09/01/2042	2.B PL
..05237*-AC-8	AUSTIN POWDER HOLDINGS COMPANY AUSTIN POWDER HOLDINGS COMPANY 4.450% 01/15/23		01/15/2023	Maturity		2,000,000	2,000,000	2,016,900	2,000,201		(201)		(201)		2,000,000				47,000	01/15/2023	2.B PL
..05279@-AA-9	AMERCEN PROPERTIES LLC AMERCEN PROPERTIES LLC - AUTOL 4.101% 08/15/34		03/15/2023	Redemption	100.0000	129,436	129,436	129,436	129,436						129,436				891	08/15/2034	2.B
..05590#-AA-9	ESSENTIAL FACILITIES-BPHQ, LLC ESSENTIAL FACILITIES-BPHQ, LLC 3.540% 11/15/32		03/15/2023	Redemption	100.0000	369,957	369,957	367,872	368,408		1,548		1,548		369,957				2,171	11/15/2032	1.F
..05607B-AA-9	BXGNT 2017-A 2.950% 10/04/32		03/02/2023	Paydown		64,083	64,083	64,082	64,083						64,083				319	10/04/2032	1.F FE
..05948X-YD-7	BOAMS 2003-J Adj % Due 11/25/2033 Mo-1 3.794% 11/25/33		03/01/2023	Paydown		7,924	7,924	7,614	7,692		232		232		7,924				52	11/25/2033	1.A FM
..05950D-AD-2	Banc of America Funding Corpor 5.89140% Due 6/20/2036 Mo-1 4.255% 06/20/36		03/01/2023	Paydown		16,035	16,074	15,270	15,367		705		705		16,072		(38)	(38)	62	06/20/2036	1.A FM
..05951U-AE-1	BAFC 2006-8T2 5.8341% Due 10/25/2036 Mo-1 5.834% 10/25/36		03/01/2023	Paydown		21,883	31,256	25,732	26,500		3,330		3,330		29,830		(7,947)	(7,947)	210	10/25/2036	1.A FM
..06051G-DM-8	BAFC 2004-2 Adj % Due 5/25/2035 Mo-1 3.756% 05/25/35		03/01/2023	Paydown		3,787	3,787	3,807	3,802		(15)		(15)		3,787				35	05/25/2035	1.C FM
..06051G-DM-8	BAFC 2004-2 Adj % Due 5/25/2035 Mo-1 3.756% 05/25/35		02/01/2023	Paydown		2,717	2,717	2,732	2,728		(11)		(11)		2,717				13	05/25/2035	1.D FM
..06540A-BA-2	BANK SERIES 2018BN10 CLASS A4 3.428% 02/15/61		01/01/2023	Paydown		40,618	40,618	45,455	44,050		(3,432)		(3,432)		40,618				116	02/15/2061	1.A
..07123#-AA-1	BATON ROUGE HOSPITAL ENERGY BATON ROUGE HOSPITAL ENERGY 4.320% 12/15/37		03/15/2023	Redemption	100.0000	21,882	21,882	21,882	21,882						21,882				158	12/15/2037	1.F
..07124#-AA-0	BATON ROUGE ENERGY PARTNERS, BATON ROUGE ENERGY PARTNERS, 3.520% 10/15/39		03/15/2023	Redemption	100.0000	140,963	140,963	140,963	140,963						140,963				827	10/15/2039	1.G Z
..07386H-GH-8	BALTA 2003-3 SERIES 20043 CLASS M1 5.686% 04/25/34		03/26/2023	Paydown		9,642	9,642	9,496	9,514		128		128		9,642				112	04/25/2034	1.A FM

E05.5

STATEMENT AS OF MARCH 31, 2023 OF THE GUARDIAN LIFE INSURANCE COMPANY OF AMERICA

SCHEDULE D - PART 4

Show All Long-Term Bonds and Stock Sold, Redeemed or Otherwise Disposed of During the Current Quarter

1	2	3	4	5	6	7	8	9	10	Change In Book/Adjusted Carrying Value					16	17	18	19	20	21	22
										11	12	13	14	15							
CUSIP Identification	Description	Foreign	Disposal Date	Name of Purchaser	Number of Shares of Stock	Consideration	Par Value	Actual Cost	Prior Year Book/Adjusted Carrying Value	Unrealized Valuation Increase/(Decrease)	Current Year's (Amortization)/Accretion	Current Year's Other Than Temporary Impairment Recognized	Total Change in Book/Adjusted Carrying Value (11 + 12 - 13)	Total Foreign Exchange Change in Book /Adjusted Carrying Value	Book/Adjusted Carrying Value at Disposal Date	Foreign Exchange Gain (Loss) on Disposal	Realized Gain (Loss) on Disposal	Total Gain (Loss) on Disposal	Bond Interest/Stock Dividends Received During Year	Stated Contractual Maturity Date	NAIC Designation, NAIC Designation Modifier and SVO Administrative Symbol
..07386H-VM-0	BALTA 2003-3 SERIES 20057 CLASS 1M1 5.572% 08/25/35		03/25/2023	Paydown		342,073	342,073	319,012	328,810				13,263		342,073				2,006	08/25/2035	1.A FM
..07387#-AA-2	BEAR SWAMP FINANCE SENIOR SECURED NOTES 4.890% 09/30/25		03/31/2023	Redemption	100.0000	240,093	240,093	240,093	240,093						240,093				2,766	09/30/2025	2.C PL
..073879-CV-8	Bear Stearns Asset Backed Secu SERIES 2004HE6 CLASS M2 6.727% 08/25/34		03/25/2023	Paydown		30,762	30,762	30,753	30,755			7			30,762				298	08/25/2034	1.A FM
..10567#-AA-0	BRISTOL-MYERS SQUIBB CO 3.25% Due 2/20/2023		03/30/2023	Redemption	100.0000	234,922	234,922	234,922	234,922						234,922				4,428	09/30/2041	2.A PL
..110122-CZ-9	FA20 3.250% 02/20/23		02/20/2023	Maturity		866,000	866,000	850,518	865,154		846		846		866,000				14,073	02/20/2023	1.F FE
..12061R-AC-5	BUNKER HILL LOAN DEP TR SERIES 20192 CLASS A3 3.185% 07/25/49		03/01/2023	Paydown		62,076	62,076	62,270	62,266		(190)		(190)		62,076				329	07/25/2049	1.A
..12365*-AB-0	BUTLER MACHINERY COMPANY 4 3/4% Due 12/18/2023 JD18 4.750% 12/18/23		02/02/2023	Redemption	100.0000	8,000,000	8,000,000	8,000,000	8,000,000						8,000,000				46,444	12/18/2023	2.C
..12365*-AC-8	BUTLER MACHINERY COMPANY 4.9% Due 12/18/2025 JD18 4.900% 12/18/25		02/02/2023	Redemption	100.0000	4,000,000	4,000,000	4,000,000	4,000,000						4,000,000				74,426	12/18/2025	2.C
..12429T-AD-6	MAUSER PACKAGING SOLUT BASIC 5.500% 04/15/24		02/24/2023	Call	100.0000	1,442,000	1,442,000	1,402,333	1,414,716		2,992		2,992		1,417,708		24,292	24,292	28,419	04/15/2024	4.B FE
..12523#-AA-9	CHENIERE TUG SERVICES LLC CHENIERE TUG SERVICES LLC 6.400% 09/30/30		03/31/2023	Redemption	100.0000	194,526	194,526	194,526	194,526						194,526				3,112	09/30/2030	3.B PL
..12542R-J*-2	CHS INC. SERIES S SENIOR NOTES 4.390% 01/25/23		01/25/2023	Maturity		6,000,000	6,000,000	6,000,000	6,000,000						6,000,000				131,700	01/25/2023	2.C
..12595X-AR-4	CSAIL COMMERCIAL MORTGAGE TRUS SERIES 2018CX12 CLASS A2 4.148% 08/15/51		03/01/2023	Paydown		23,531	23,531	24,237	24,128		(597)		(597)		23,531				171	08/15/2051	1.A
..12624N-AC-4	COMM 2012-LTRT 3.3996% Due 10/5/2030 Mo-1		03/01/2023	Paydown		473,334	473,334	475,285	473,334						473,334				3,683	10/05/2030	1.A FM
..12625E-AG-4	COMM 2013-SFS 3.08636% Due 4/12/2035 Mo-1		03/14/2023	Various		6,000,000	6,000,000	5,878,459	5,990,537		2,747		2,747		5,993,283		6,717	6,717	44,806	04/12/2035	1.A
..12625X-AG-2	COMM 2013-300P 4.53995% Due 8/10/2030 Mo-1		03/17/2023	Various		6,562,500	7,500,000	7,780,277	7,515,595		(7,510)		(7,510)		7,508,085		(945,585)	(945,585)	100,684	08/10/2030	1.A
..126650-AY-6	CVS CAREMARK CORP CVS HEALTH CORPORATION 5.361% 10/10/27		03/31/2023	Redemption	100.0000	307,894	307,894	330,795	322,611		(14,717)		(14,717)		307,894				8,138	10/10/2027	2.B
..126650-BP-4	CVS CAREMARK CORP 6.036% Due 12/10/2028 Mo-10		03/10/2023	Various		314,515	314,515	322,140	316,892		(2,377)		(2,377)		314,515				3,169	12/10/2028	2.B FE
..126673-W6-5	CIHEL 2004-I A 5.555% 07/25/35		03/25/2023	Paydown		125,260	125,260	114,300	125,260						125,260				1,016	07/25/2035	1.A FM
..12668A-VL-6	CIWALT 2005-56 Flt % Due 12/25/2035 Mo-25		03/25/2023	Paydown		5,203	5,203	4,582	4,756		447		447		5,203				31	12/25/2035	1.A FM
..12668B-RC-9	CIWALT 2006-0C2 5.045% 02/25/36		03/25/2023	Paydown		113,114	113,099	94,155	97,668		15,433		15,433		113,101		13	13	799	02/25/2036	1.A FM
..12668U-AG-6	Countrywide Asset-Backed Certi SERIES 20073 CLASS 2A3 5.062% 05/25/47		02/25/2023	Paydown		34,796	20,849	19,077	19,264		2,641		2,641		21,905		12,891	12,891	138	05/25/2047	5.A FM
..126697-AB-7	CWL 2007-12 SERIES 200712 CLASS 1A2 5.671% 08/25/47		03/25/2023	Paydown		69,503	69,503	68,460	68,555		948		948		69,503				583	08/25/2047	1.A FM
..12669E-G6-7	CIHL 2003-50 Adj % Due 1/19/2034 Mo-1		03/01/2023	Paydown		4,253	4,253	4,194	4,216		37		37		4,253				28	01/19/2034	1.A FM
..12695*-AA-3	CVS HEALTH CORPORATION PASS-THROUGH CERTIFICATES 3.416% 10/10/38		03/10/2023	Redemption	100.0000	170,175	170,175	170,175	170,175						170,175				970	10/10/2038	2.B
..12696#-AA-8	HSS PROPERTIES CERTIFICATES 4.210% 09/15/47		03/15/2023	Redemption	100.0000	32,532	32,532	32,852	32,790		(258)		(258)		32,532				229	09/15/2047	1.E PL
..12702*-AA-4	CVS HEALTH CORPORATION CVS HEALTH CORPORATION 3.901% 10/10/39		03/10/2023	Redemption	100.0000	129,428	129,428	129,428	129,428						129,428				842	10/10/2039	2.B

E05.6

STATEMENT AS OF MARCH 31, 2023 OF THE GUARDIAN LIFE INSURANCE COMPANY OF AMERICA

SCHEDULE D - PART 4

Show All Long-Term Bonds and Stock Sold, Redeemed or Otherwise Disposed of During the Current Quarter

1	2	3	4	5	6	7	8	9	10	Change In Book/Adjusted Carrying Value					16	17	18	19	20	21	22
										11	12	13	14	15							
CUSIP Identification	Description	Foreign	Disposal Date	Name of Purchaser	Number of Shares of Stock	Consideration	Par Value	Actual Cost	Prior Year Book/Adjusted Carrying Value	Unrealized Valuation Increase/(Decrease)	Current Year's (Amortization)/Accretion	Current Year's Other Than Temporary Impairment Recognized	Total Change in Book/Adjusted Carrying Value (11 + 12 - 13)	Total Foreign Exchange Change in Book /Adjusted Carrying Value	Book/Adjusted Carrying Value at Disposal Date	Foreign Exchange Gain (Loss) on Disposal	Realized Gain (Loss) on Disposal	Total Gain (Loss) on Disposal	Bond Interest/Stock Dividends Received During Year	Stated Contractual Maturity Date	NAIC Designation, NAIC Designation Modifier and SVO Administrative Symbol
..12708#-AA-4	CTL 2018-12 TRUST CTL 2018-12 TRUST 5.550% 07/15/35		03/15/2023	Redemption	100.0000		220,176	220,176	220,176						220,176				2,040	07/15/2035	2.B PL
..12708*-AA-8	CTL PHILADELPHIA LEASE FINANCE CTL PHILADELPHIA LEASE FINANCE 4.008% 12/27/26		03/06/2023	Redemption	100.0000		240,722	240,722	240,722						240,722					12/27/2026	1.F
..144526-AC-4	Carrington Mortgage Loan Trust SERIES 2007FC1 CLASS A3 4.971% 12/25/36		03/26/2023	Paydown		162,181	162,181	143,665	149,978		12,203		12,203		162,181				1,124	12/25/2036	1.A FM
..144531-DP-2	CARR 2006-NC1 SERIES 2005NCS CLASS M2 5.331% 10/25/35		03/26/2023	Paydown		196,447	196,447	182,573	184,781		11,665		11,665		196,447				1,285	10/25/2035	1.A FM
..144531-DQ-0	CARR 2006-NC1 F1t % Due 1/25/2036 Mo-25 5.245% 01/25/36		01/25/2023	Paydown		(567)	(567)	(530)	(545)		(1)		(1)		(546)		546	546		10/25/2035	4.C FM
..144531-EY-2	Carrington Mortgage Loan Trust SERIES 2006FRE1 CLASS A3 4.981% 04/25/36		03/27/2023	Paydown		159,585	159,585	151,906	156,065		3,521		3,521		159,585				1,136	01/25/2036	1.A FM
..144538-AC-9	Carrington Mortgage Loan Trust SERIES 2006NC2 CLASS A4 5.071% 06/25/36		03/26/2023	Paydown		427,482	427,482	407,711	411,254		16,228		16,228		427,482				3,297	04/25/2036	1.A FM
..14453F-AD-1	CARS MTI SERIES 20201A CLASS A1 2.010% 12/15/50		03/26/2023	Paydown		712,124	712,124	649,934	666,724		45,400		45,400		712,124				4,555	06/25/2036	1.A FM
..14576A-AA-0	CXHE 2003-B SERIES 2004B CLASS M2 5.581% 03/25/34		03/15/2023	Paydown		8,731	8,731	8,728	8,729		3		3		8,731				30	12/15/2050	1.A FE
..152314-JW-1	CXHE 2003-B SERIES 2004B CLASS M4 6.218% 03/25/34		03/26/2023	Paydown		29,354	29,354	28,850	28,972		382		382		29,354				268	03/25/2034	1.A FM
..152314-JY-7	CFAB 2003-4 SERIES 20032 CLASS 2A2 5.391% 02/25/33		03/25/2023	Paydown		23,076	23,076	22,499	22,543		533		533		23,076				189	02/25/2033	1.A FM
..161546-EW-2	CHASE 2007-A1 Adj % Due 2/25/2037 Mo-1 3.644% 02/25/37		03/01/2023	Paydown		2	2	2	2						2					02/25/2037	1.A FM
..161546-FX-9	CHASE 2007-A1 Adj % Due 2/25/2037 Mo-1 3.789% 02/25/37		03/01/2023	Paydown		3,267	3,267	3,171	3,181		86		86		3,267				21	02/25/2037	1.A FM
..161630-AG-3	CFLX 2006-2 4.84837% Due 9/25/2036 Mo-1 4.816% 09/25/36		03/01/2023	Paydown		9,396	9,396	9,321	9,330		66		66		9,396				61	02/25/2037	1.A FM
..161630-AU-2	COMFC 2004-1A 4.591% 01/25/35		03/01/2023	Paydown		146,346	146,346	136,430	137,318		9,028		9,028		146,346				1,518	01/25/2035	1.A FM
..161630-AY-4	COMFC 2004-1A 4.591% 01/25/35		03/01/2023	Paydown		146,346	146,346	136,430	137,318		9,028		9,028		146,346				1,518	01/25/2035	1.A FM
..16165M-AF-5	CMISI 2006-1 5 1/2% Due 2/25/2036 Mo-1 5.500% 02/25/36		01/01/2023	Paydown		779	779	686	686						686		93	93	4	02/25/2036	1.A FM
..16678R-AV-9	Citigroup Mortgage Loan Trust SERIES 2004HYB4 CLASS AA 5.161% 12/25/34		03/25/2023	Paydown		31,911	31,911	30,914	31,014		897		897		31,911				369	12/25/2034	1.A FM
..172973-SE-5	Citigroup Mortgage Loan Trust SERIES 2006AMC1 CLASS A2B 4.991% 09/25/36		03/25/2023	Paydown		39,144	39,144	35,719	36,411		2,733		2,733		39,144				224	09/25/2036	1.A FM
..17309P-AB-2	CGCMT 2013-GC11 SERIES 2013GC11 CLASS A4 3.093% 04/10/46		01/12/2023	Call	100.0000		832,385	858,820	854,640		(44)		(44)		854,596		(22,211)	(22,211)	2,145	04/10/2046	1.A
..17320D-AG-3	CLEARBRIDGE ENERGY MIDSTREAM SERIES B SENIOR SECURED NOTES 3.870% 02/07/23		02/07/2023	Maturity		1,672,851	1,672,851	1,672,851	1,672,851						1,672,851				32,370	02/07/2023	1.A FE
..18469P-A@-9	CONTINENTAL WIND LLC 6% Due 2/28/2033 FA31 6.000% 02/28/33		02/28/2023	Redemption	100.0000		434,145	434,145	434,145						434,145				13,024	02/28/2033	2.B FE
..212168-AA-6	CORECIVIC OF KANSAS, LLC CORECIVIC OF KANSAS, LLC 4.430% 01/31/40		01/31/2023	Redemption	100.0000		95,009	95,009	95,009						95,009				1,052	01/31/2040	1.F PL
..21872#-AA-5	CORNERSTONE BUILDING BASIC 6.125% 01/15/29		02/27/2023	Various		724,994	1,000,000	1,058,935	1,041,897		(2,625)		(2,625)		1,039,272		(314,278)	(314,278)	38,451	01/15/2029	5.A FE

E05.7

STATEMENT AS OF MARCH 31, 2023 OF THE GUARDIAN LIFE INSURANCE COMPANY OF AMERICA

SCHEDULE D - PART 4

Show All Long-Term Bonds and Stock Sold, Redeemed or Otherwise Disposed of During the Current Quarter

1	2	3	4	5	6	7	8	9	10	Change In Book/Adjusted Carrying Value					16	17	18	19	20	21	22
										11	12	13	14	15							
CUSIP Identification	Description	Foreign	Disposal Date	Name of Purchaser	Number of Shares of Stock	Consideration	Par Value	Actual Cost	Prior Year Book/Adjusted Carrying Value	Unrealized Valuation Increase/(Decrease)	Current Year's (Amortization)/Accretion	Current Year's Other Than Temporary Impairment Recognized	Total Change in Book/Adjusted Carrying Value (11 + 12 - 13)	Total Foreign Exchange Change in Book /Adjusted Carrying Value	Book/Adjusted Carrying Value at Disposal Date	Foreign Exchange Gain (Loss) on Disposal	Realized Gain (Loss) on Disposal	Total Gain (Loss) on Disposal	Bond Interest/Stock Dividends Received During Year	Stated Contractual Maturity Date	NAIC Designation, NAIC Designation Modifier and SVO Administrative Symbol
..22541S-AX-6	CSFB 2004-1 5.91296% Due 2/25/2034 Mo-1 5.922% 02/25/34		03/01/2023	Paydown		20,318	20,318	18,667	18,988		1,330		1,330		20,318				173	02/25/2034	1.A FM
..22541S-GE-2	CSFB 2004-1 5 1/4% Due 6/25/2034 Mo-1 5.250% 06/25/34		03/01/2023	Paydown		7,218	7,218	7,622	7,475		(256)		(256)		7,218				66	06/25/2034	1.A FM
..22541S-GJ-1	CSFB 2004-1 5 1/4% Due 6/25/2034 Mo-1 5.250% 06/25/34		03/01/2023	Paydown		6,059	6,059	6,279	6,198		(139)		(139)		6,059				55	06/25/2034	1.A FM
..225470-EC-3	CSFB 2005-10 Flt % Due 11/25/2035 Mo-25 5.545% 11/25/35		03/25/2023	Paydown		21,294	29,167	22,240	23,482		4,175		4,175		27,657		(6,363)	(6,363)	286	11/25/2035	3.A FM
..22959#-AA-9	CSOLAR IV SOUTH, LLC SR SEC 5.371% 09/30/38		03/31/2023	Redemption	100.0000		97,341	97,335	97,323		18		18		97,341				1,308	09/30/2038	2.A PL
..22964*-AC-2	CSOLAR IV WEST, LLC CSOLAR IV WEST, LLC 3.850% 03/31/41		03/31/2023	Redemption	100.0000		162,291	162,291	162,291						162,291				1,562	03/31/2041	2.B PL
..233046-AQ-4	DNKN 2015-1A SERIES 20211A CLASS A211 2.493% 11/20/51		02/15/2023	Paydown		25,000	25,000	25,000	25,000						25,000				156	11/20/2051	2.B FE
..233254-AA-9	DG-CS MASTER BORROWER LLC CLEARWAY ENERGY INC 3.510% 09/30/40		03/31/2023	Redemption	100.0000		363,602	363,602	363,602						363,602				6,381	09/30/2040	2.C PL
..233851-DD-3	DAHLER FINANCE NA LLC BASIC 3.350% 02/22/23		02/22/2023	Maturity		25,017,000	25,017,000	24,866,806	25,012,355		4,645		4,645		25,017,000				419,035	02/22/2023	1.G FE
..25150U-AA-6	DBALT 2007-0A2 Flt % Due 4/25/2047 Mo-1 3.908% 04/25/47		03/01/2023	Paydown		207,332	207,332	186,550	191,528		15,804		15,804		207,332				1,058	04/25/2047	1.A FM
..25512D-AB-5	DIVERSIFIED ABS PHASE V LLC DIVERSIFIED ABS PHASE V LLC 5.780% 12/28/30		03/28/2023	Redemption	100.0000		1,977,705	1,977,705	1,977,705						1,977,705				19,148	12/28/2030	2.B PL
..25755T-AP-5	DPABS 2012-1A SERIES 20211A CLASS A211 3.151% 04/25/51		01/16/2023	Paydown		18,750	18,750	18,750	18,750						18,750				148	04/25/2051	2.A FE
..26860#-AA-8	P10 P100 LLC SENIOR SECURED NOTES 4.170% 12/31/41		01/01/2023	Redemption	100.0000		58	58	58						58					12/31/2041	1.G PL
..28258#-AA-4	8point3 SOLAR INVESTCO 1 LLC 8point3 SOLAR INVESTCO 1 LLC 4.680% 11/30/35		02/28/2023	Redemption	100.0000		376,556	376,556	376,556						376,556				8,811	11/30/2035	2.C PL
..28258#-AC-0	8point3 SOLAR INVESTCO 1 LLC 8point3 SOLAR INVESTCO 1 LLC 4.680% 11/30/35		02/28/2023	Redemption	100.0000		82,077	82,077	82,077						82,077				1,921	11/30/2035	2.C PL
..29379V-AZ-6	ENTERPRISE PRODUCTS OPER BASIC 3.350% 03/15/23		03/15/2023	Maturity		15,000,000	15,000,000	15,498,600	15,000,000						15,000,000				251,250	03/15/2023	2.A FE
..30288*-AA-8	FLNG LIQUEFACTION 2, LLC SENIOR SECURED NOTES 4.540% 03/31/38		03/31/2023	Redemption	100.0000		512,500	512,500	512,500						512,500				11,634	03/31/2038	2.B FE
..30291H-AE-7	FREMF 2013-K28 3.49396% Due 6/25/2046 Mo-1 3.610% 06/25/46		02/27/2023	Call	100.0000		1,943,823	1,983,306	1,943,823						1,943,823				11,075	06/25/2046	1.A
..30291H-AE-7	FREMF 2013-K28 3.49396% Due 6/25/2046 Mo-1 3.610% 06/25/46		01/01/2023	Paydown		1,146,177	1,146,177	1,169,459	1,146,177						1,146,177				3,272	06/25/2046	1.A
..30306V-AA-7	FLNG LIQUEFACTION 3, LLC FLNG LIQUEFACTION 3, LLC 5.550% 03/31/39		03/31/2023	Redemption	100.0000		170,850	170,850	170,850						170,850				4,741	03/31/2039	2.C FE
..32027N-JT-9	FIRST FRANKLIN BANK SERIES 2004FF5 CLASS A1 5.551% 08/25/34		03/27/2023	Paydown		6,308	6,308	6,203	6,230		78		78		6,308				34	08/25/2034	1.A FM
..32027N-WP-2	FIRST FRANKLIN BANK SERIES 2005FF10 CLASS A5 5.191% 11/25/35		03/27/2023	Paydown		12,544	12,544	11,948	12,119		425		425		12,544				58	11/25/2035	1.A FM
..33766#-AA-9	OHIO EDISON TOWER, LLC OHIO EDISON TOWER, LLC 3.200% 06/15/35		03/15/2023	Redemption	100.0000		279,464	282,249	281,764		(2,300)		(2,300)		279,464				1,492	06/15/2035	3.A
..34107@-AA-7	FLORIDA PIPELINE HOLDINGS, LLC FLORIDA PIPELINE HOLDINGS, LLC 2.920% 08/15/38		02/15/2023	Redemption	100.0000		660,351	660,351	660,351						660,351				9,641	08/15/2038	2.B PL
..34524#-AA-0	CORKTOWN MOBILITY HUB LLC CORKTOWN MOBILITY HUB LLC 4.720% 07/15/42		03/15/2023	Redemption	100.0000		143,331	144,711	144,633		(1,302)		(1,302)		143,331				1,129	07/15/2042	3.A

E05.8

STATEMENT AS OF MARCH 31, 2023 OF THE GUARDIAN LIFE INSURANCE COMPANY OF AMERICA

SCHEDULE D - PART 4

Show All Long-Term Bonds and Stock Sold, Redeemed or Otherwise Disposed of During the Current Quarter

1	2	3	4	5	6	7	8	9	10	Change In Book/Adjusted Carrying Value					16	17	18	19	20	21	22
										11	12	13	14	15							
CUSIP Identification	Description	Foreign	Disposal Date	Name of Purchaser	Number of Shares of Stock	Consideration	Par Value	Actual Cost	Prior Year Book/Adjusted Carrying Value	Unrealized Valuation Increase/(Decrease)	Current Year's (Amortization)/Accretion	Current Year's Other Than Temporary Impairment Recognized	Total Change in Book/Adjusted Carrying Value (11 + 12 - 13)	Total Foreign Exchange Change in Book /Adjusted Carrying Value	Book/Adjusted Carrying Value at Disposal Date	Foreign Exchange Gain (Loss) on Disposal	Realized Gain (Loss) on Disposal	Total Gain (Loss) on Disposal	Bond Interest/Stock Dividends Received During Year	Stated Contractual Maturity Date	NAIC Designation, NAIC Designation Modifier and SVO Administrative Symbol
..36228F-YY-6	GSR 2003-13 Adj % Due 10/25/2033 Mo-1 4.122% 10/25/33		03/01/2023	Paydown		1,958	1,958	1,993	1,985		(27)		(27)		1,958				13	10/25/2033	1.A FM
..36242D-2B-8	GSAMP 2005-AHL F11 % Due 4/25/2035 Mo-25 5.820% 04/25/35		03/27/2023	Paydown		86,374	86,374	69,585	75,500		10,875		10,875		86,374				435	04/25/2035	1.A FM
..36242D-5W-9	GSAMP 2005-AHL 5 1/2% Due 6/25/2035 Mo-1 5.500% 06/25/35		03/01/2023	Paydown		3,276	3,276	3,268	3,268		8		8		3,276				40	06/25/2035	1.A FM
..36242D-ET-6	GSAMP 2005-AHL 5% Due 8/25/2019 Mo-1 5.000% 05/25/43		03/01/2023	Paydown		304	304	311	304						304				3	05/25/2043	1.A FM
..36242D-EY-5	GSAMP 2005-AHL 5% Due 9/25/2034 Mo-1 5.000% 09/25/34		03/01/2023	Paydown		5,280	5,280	5,460	5,402		(122)		(122)		5,280				56	09/25/2034	1.A FM
..36242D-FG-3	GSAMP 2005-AHL 5.897% 09/25/34		03/01/2023	Paydown		55,830	55,830	54,956	55,055		775		775		55,830				851	09/25/2034	4.C FM
..36242D-QY-2	GSAMP 2005-AHL 5% Due 12/25/2034 Mo-1 5.000% 12/25/34		03/01/2023	Paydown		3,731	3,731	3,682	3,688		42		42		3,731				32	12/25/2034	4.C FM
..37636#-AK-6	GIVALDAN UNITED STATES INC 3.3% Due 2/6/2023 FA6 3.300% 02/06/23		02/06/2023	Maturity	100.0000	10,000,000	10,000,000	10,000,000	10,000,000						10,000,000				165,000	02/06/2023	2.C
..39839#-AF-8	GRIFFITH FOODS 5.47% Due 1/15/2029 JAJ015 5.470% 01/15/29		01/15/2023	Redemption	100.0000	750,000	750,000	750,000	750,000						750,000				10,256	01/15/2029	2.C
..40430K-AH-4	HSI Asset Securitization Corpa SERIES 2006OPT4 CLASS M1 5.141% 03/25/36		03/26/2023	Paydown	100.0000	99,331	99,331	79,713	85,733		13,598		13,598		99,331				459	03/25/2036	1.A FM
..40488*-AA-5	HPS STRATEGIC INVESTMENT PART STRATEGIC INVEST V SENIOR 9.398% 12/05/32		03/14/2023	Redemption	100.0000	3,281,726	3,281,726	3,281,726	3,281,726						3,281,726				15,159	12/05/2032	3.B FE
..40488*-AB-3	HPS STRATEGIC INVESTMENT PART STRATEGIC INVEST V JUNIOR 10.648% 12/05/32		03/14/2023	Redemption	100.0000	1,640,863	1,640,863	1,640,863	1,640,863						1,640,863				8,453	12/05/2032	3.C FE
..413707-AA-8	HARRIMACK HOLDINGS LLC HARRIMACK HOLDINGS LLC 3.500% 04/07/31		03/07/2023	Redemption	100.0000	500,000	500,000	500,000	500,000						500,000				2,917	04/07/2031	1.F PL
..44416*-AB-2	HUDSON TRANSMISSION 4.41% Due 5/23/2033 FIANS31 4.410% 05/31/33		02/28/2023	Redemption	100.0000	271,007	271,007	269,464	269,903		1,104		1,104		271,007				2,995	05/31/2033	2.A PL
..44416*-AE-6	HUDSON TRANSMISSION HUDSON TRANSMISSION 4.440% 11/30/32		02/28/2023	Redemption	100.0000	12,796	12,796	12,796	12,796						12,796				142	11/30/2032	2.A PL
..44416*-AF-3	HUDSON TRANSMISSION HUDSON TRANSMISSION 4.440% 11/30/32		03/01/2023	Redemption	100.0000	9,765	9,765	9,765	9,765						9,765				108	11/30/2032	2.A PL
..44416*-AG-1	HUDSON TRANSMISSION HUDSON TRANSMISSION 4.440% 11/30/32		03/01/2023	Redemption	100.0000	56,010	56,010	56,010	56,010						56,010				622	11/30/2032	2.A PL
..44919*-AC-2	I 595 EXPRESS, LLC NOTES 3.310% 12/31/31 .. Impac Secured Assets Corp. SERIES 20063 CLASS A2 5.031% 11/25/36		03/31/2023	Redemption	100.0000	177,461	177,461	177,461	177,459		2		2		177,461				1,470	12/31/2031	1.F PL
..45255R-AB-3	Impac Secured Assets Corp. SERIES 20063 CLASS A2 5.031% 11/25/36		02/27/2023	Paydown		6,822	6,821	5,661	6,060		762		762		6,821		1	1	31	11/25/2036	1.G FM
..45255R-AB-3	Impac Secured Assets Corp. SERIES 20063 CLASS A2 5.031% 11/25/36		03/27/2023	Paydown		1,642	1,940	1,610	1,723		184		184		1,908		(265)	(265)	17	11/25/2036	2.A FM
..454889-AP-1	INDIANA MICHIGAN POWER 3.2% Due 3/15/2023 MS15 3.200% 03/15/23		03/15/2023	Maturity	100.0000	100,000	100,000	99,839	99,996		4		4		100,000				1,600	03/15/2023	1.G FE
..45660N-VH-5	RAST 2004-A2 5 3/4% Due 11/25/2033 Mo-1 5.750% 11/25/33		03/01/2023	Paydown		38,396	38,396	39,260	38,961		(564)		(564)		38,396				411	11/25/2033	2.B FM
..45687A-AJ-1	INGERSOLL-RAND GL HLD CO 4 1/4% Due 6/15/2023 JD15 4.250% 06/15/23		03/20/2023	Various	100.0000	2,000,000	2,000,000	1,996,300	1,999,795		99		99		1,999,894		106	106	22,431	06/15/2023	2.B FE
..46247#-AA-2	IOWA INTERSTATE RAILROAD, LTDS SENIOR SECURED NOTES 4.530% 01/28/28		01/28/2023	Redemption	100.0000	1,667,000	1,667,000	1,667,000	1,667,000						1,667,000				37,758	01/28/2028	1.D PL
..466247-HE-6	JPMT Adj % Due 12/25/2034 Mo-1 3.439% 12/25/34		03/01/2023	Paydown		171,620	171,620	152,312	159,856		11,763		11,763		171,620				1,311	12/25/2034	1.A FM
..466247-K7-7	JPMT Adj % Due 11/25/2033 Mo-1 4.184% 11/25/33		03/01/2023	Paydown		5,808	5,808	5,797	5,797		11		11		5,808				41	11/25/2033	1.A FM

E05.9

STATEMENT AS OF MARCH 31, 2023 OF THE GUARDIAN LIFE INSURANCE COMPANY OF AMERICA

SCHEDULE D - PART 4

Show All Long-Term Bonds and Stock Sold, Redeemed or Otherwise Disposed of During the Current Quarter

1	2	3	4	5	6	7	8	9	10	Change In Book/Adjusted Carrying Value					16	17	18	19	20	21	22
										11	12	13	14	15							
CUSIP Identification	Description	For- eign	Disposal Date	Name of Purchaser	Number of Shares of Stock	Consid- eration	Par Value	Actual Cost	Prior Year Book/ Adjusted Carrying Value	Unrealized Valuation Increase/ (Decrease)	Current Year's (Amor- tization)/ Accretion	Current Year's Other Than Temporary Impairment Recogn- ized	Total Change in Book/ Adjusted Carrying Value (11 + 12 - 13)	Total Foreign Exchange Change in Book /Adjusted Carrying Value	Book/ Adjusted Carrying Value at Disposal Date	Foreign Exchange Gain (Loss) on Disposal	Realized Gain (Loss) on Disposal	Total Gain (Loss) on Disposal	Bond Interest/ Stock Dividends Received During Year	Stated Con- tractual Maturity Date	NAIC Desig- nation, NAIC Desig- nation Modifier and SVO Admini- strative Symbol
..466247-QA-4	JPMIT Adj % Due 6/25/2035 Mo-1 3.644% 06/25/35		03/01/2023	Paydown		4,639	4,639	4,622	4,623			16	16		4,639				30	06/25/2035	1.A FM
..466247-QY-2	JPMIT Adj % Due 6/25/2035 Mo-1 4.213% 06/25/35		03/01/2023	Paydown		12,789	12,789	12,648	12,700			90	90		12,789				89	06/25/2035	1.A FM
..46639J-AJ-9	JPMCC 2013-C10 SERIES 2013C10 CLASS B 3.674% 12/15/47		03/01/2023	Paydown		2,232,022	2,232,022	2,302,732	2,300,575		(68,554)	(68,554)	(68,554)		2,232,022				15,709	12/15/2047	1.A
..46661#-AA-7	JFK FUEL INFRASTRUCTURE LLC SENIOR SECURED 3.440% 04/13/27		03/13/2023	Redemption	100.0000	410,895	410,895	410,895	410,895						410,895				1,180	04/13/2027	1.G Z
..46661#-AC-3	JFK FUEL INFRASTRUCTURE LLC JFK FUEL INFRASTRUCTURE LLC 3.250% 04/13/27		03/13/2023	Redemption	100.0000	142,338	142,338	142,338	142,338						142,338				386	04/13/2027	1.G Z
..46671#-AA-7	JRD HOLDINGS SECURED TRUST JRD HOLDINGS SECURED TRUST 3.620% 01/15/41		03/15/2023	Redemption	100.0000	1,101	1,101	1,101	1,101						1,101				7	01/15/2041	2.B
..46672#-AA-4	JLL SECURITIES CREDIT LEASE JLL SECURITIES CREDIT LEASE 3.974% 02/15/37		03/01/2023	Redemption	100.0000	88,284	88,284	89,167	89,103		(818)	(818)	(818)		88,284				301	02/15/2037	2.B PL
..46673*-AA-7	JRD HOLDINGS SECURED TRUST JRD HOLDINGS SECURED TRUST 3.214% 12/15/41		03/15/2023	Redemption	100.0000	83,441	83,441	83,441	83,441						83,441				447	12/15/2041	2.B
..46674#-AA-4	MHS CTL MHS CTL 3.510% 12/15/43		03/15/2023	Redemption	100.0000	139,578	139,578	142,370	142,277		(2,699)	(2,699)	(2,699)		139,578				817	12/15/2043	4.A
..48020#-AA-9	VEYRON OPTIMUS IV US FUNDING VEYRON OPTIMUS IV US FUNDING 5.710% 01/15/38		03/15/2023	Redemption	100.0000	159,118	159,118	159,118	159,118						159,118				1,139	01/15/2038	2.B Z
..48121#-AD-3	JRD HOLDINGS LLC 4.13% Due 3/27/2024 MSZ7 4.130% 03/27/24		03/27/2023	Redemption	100.0000	1,001,000	1,001,000	1,001,000	1,001,000						1,001,000				20,671	03/27/2024	2.B PL
..48259#-AA-3	KDP FRISCO TX CTL KDP FRISCO TX CTL 3.300% 06/24/37		03/10/2023	Redemption	100.0000	104,761	104,761	104,761	104,761						104,761				577	06/24/2037	2.B
..497266-B*-6	KIRBY CORP 3.29% Due 2/27/2023 FA27 3.290% 02/27/23		02/27/2023	Maturity		26,000,000	26,000,000	26,000,000	26,000,000						26,000,000				427,700	02/27/2023	2.C
..49727#-AA-5	HMS 850 BARGE FLEETING HMS 850 BARGE FLEETING 4.410% 03/15/42		03/15/2023	Redemption	100.0000	36,273	36,273	36,273	36,273						36,273				267	03/15/2042	2.C
..52110#-AA-4	LAXFUEL CORPORATION 3.100% 12/28/51		03/30/2023	Redemption	100.0000	26,233	26,233	26,233	26,233						26,233				203	12/28/2051	1.E
..56540#-AA-3	MAPLELEAF MIDSTREAM INVESTMENT MAPLELEAF MIDSTREAM INVESTMENT 4.560% 09/30/25		01/05/2023			1,040,032	1,040,032	1,048,412	1,045,783		(5,751)	(5,751)	(5,751)		1,040,032				23,713	09/30/2025	3.A PL
..576433-UE-4	MARM 2004-13 Adj % Due 4/21/2034 Mo-1 4.064% 04/21/34		03/01/2023	Paydown		15,678	15,678	15,567	15,589			89	89		15,678				105	04/21/2034	1.A FM
..576433-UM-4	MARM 2004-13 SERIES 200413 CLASS 3A7B 7.060% 11/21/34		03/01/2023	Paydown		1,897	1,897	1,850	1,851			46	46		1,897				12	11/21/2034	1.A FM
..576436-BY-4	MASD 2006-1 SERIES 20051 CLASS M2 5.931% 06/25/43		03/26/2023	Paydown		130,111	130,111	123,381	125,271			4,840	4,840		130,111				1,092	06/25/2043	1.A FM
..576436-CW-7	MASD 2006-1 Fit % Due 1/25/2036 Mo-25 5.495% 01/25/36		03/27/2023	Paydown		65,912	65,912	54,377	65,508			404	404		65,912				298	01/25/2036	1.A FM
..57643L-EQ-5	MABS 2006-HE1 SERIES 2004HE1 CLASS M7 7.606% 09/25/34		03/25/2023	Paydown		469,371	469,371	474,798	474,416		(5,044)	(5,044)	(5,044)		469,371				3,434	09/25/2034	1.A FM
..57643M-KK-9	MASTR 2005-1 5 1/2% Due 5/25/2035 Mo-1 5.500% 05/25/35		03/01/2023	Paydown Redemption	100.0000	8,437	8,437	8,480	8,456			(19)	(19)		8,437				77	05/25/2035	1.A FM
..57878#-AA-3	MAYZURE, LLC MAYZURE, LLC 5.160% 09/20/26 MLMI 2005-A2 SERIES 2005HE3 CLASS A1B		03/20/2023	Redemption		826,490	826,490	826,490	826,490						826,490				3,550	09/20/2026	2.C PL
..59020U-X7-5	MESA AIRLINES INC CERTIFICATES 4.750% 5.161% 07/25/36		03/27/2023	Paydown		76,221	76,221	72,196	73,342			2,880	2,880		76,221				426	07/25/2036	3.A FM
..59048#-AA-6	MESA AIRLINES INC CERTIFICATES 4.750% 01/15/28		01/15/2023	Redemption		735,141	735,141	735,141	735,141						735,141				17,460	01/15/2028	2.B PL

E05.10

STATEMENT AS OF MARCH 31, 2023 OF THE GUARDIAN LIFE INSURANCE COMPANY OF AMERICA

SCHEDULE D - PART 4

Show All Long-Term Bonds and Stock Sold, Redeemed or Otherwise Disposed of During the Current Quarter

1	2	3	4	5	6	7	8	9	10	Change In Book/Adjusted Carrying Value					16	17	18	19	20	21	22	
										11	12	13	14	15								
CUSIP Identification	Description	Foreign	Disposal Date	Name of Purchaser	Number of Shares of Stock	Consideration	Par Value	Actual Cost	Prior Year Book/Adjusted Carrying Value	Unrealized Valuation Increase/(Decrease)	Current Year's (Amortization)/Accretion	Current Year's Other Than Temporary Impairment Recognized	Total Change in Book/Adjusted Carrying Value (11 + 12 - 13)	Total Foreign Exchange Change in Book /Adjusted Carrying Value	Book/Adjusted Carrying Value at Disposal Date	Foreign Exchange Gain (Loss) on Disposal	Realized Gain (Loss) on Disposal	Total Gain (Loss) on Disposal	Bond Interest/Stock Dividends Received During Year	Stated Contractual Maturity Date	NAIC Designation, NAIC Designation Modifier and SVO Administrative Symbol	
..599191-AA-1	MILEAGE PLUS HDINGS LLC BASIC 6.500% 06/20/27		03/21/2023	Various		325,377	325,377	330,664	330,921		(5,544)		(5,544)		325,377				(95,063)	06/20/2027	2.C FE	
..607120-EZ-1	MOBILE AIRPORT AUTHORITY 3.81% Due 11/9/2032 FINAN9 3.810% 11/09/32		02/09/2023	Redemption	100.0000	252,233	252,233	252,233	252,233						252,233				2,330	11/09/2032	1.F	
..61744C-XM-3	MSHEL 2005-2 SERIES 2006WMC1 CLASS A2C 5.141% 12/25/35		03/25/2023	Paydown		13,024	13,024	12,796	12,852		172		172		13,024				64	12/25/2035	1.A FM	
..61749B-AD-5	Morgan Stanley Capital Inc SERIES 2006NC5 CLASS A2B 4.941% 10/25/36		03/26/2023	Paydown		1,364	1,364	831	856		508		508		1,364				5	10/25/2036	1.A FM	
..61749B-AD-5	Morgan Stanley Capital Inc SERIES 2006NC5 CLASS A2B 4.941% 10/25/36		03/26/2023	Paydown		8,797	8,797	5,673	6,231		2,566		2,566		8,797				32	10/25/2036	3.B FM	
..61913P-AA-0	MHL 2004-1 Flt % Due 11/25/2034 Mo-25 5.625% 11/25/34		03/25/2023	Paydown		48,133	48,133	45,915	47,000		1,133		1,133		48,133				407	11/25/2034	1.A FM	
..61913P-AB-8	MHL 2004-1 5.670% 11/25/34		03/25/2023	Paydown		4,310	4,310	4,049	4,174		135		135		4,310				36	11/25/2034	1.A FM	
..62963#-AE-1	NPP (OPERATING) LLC 5.82% Due 3/28/2024 MS28 5.820% 03/28/24		03/28/2023	Redemption	100.0000	1,925,948	1,925,948	1,940,921	1,925,865		84		84		1,925,948				56,045	03/28/2024	3.C	
..62963#-AG-6	NPP (OPERATING) LLC 8.92% Due 3/25/2024 MS25 8.920% 03/25/24		03/25/2023	Redemption	100.0000	909,091	909,091	909,091	909,091						909,091				40,545	03/25/2024	3.C	
..64079#-AB-8	NEPTUNE REGIONAL TRANSMISSION 10 DRAWDOWNS, BLENDED RATE AT 6.210% 06/30/27		03/31/2023	Redemption	100.0000	287,241	287,241	287,241	287,241						287,241				4,459	06/30/2027	1.F PL	
..64082#-AA-1	NES ANTARES HOLDCO, LLC NES ANTARES HOLDCO, LLC 4.430% 09/30/41		03/31/2023	Redemption	100.0000	460,703	460,703	460,703	460,703						460,703				10,205	09/30/2041	2.C PL	
..64352V-JK-8	NEW CENTURY HOME EQ LOAN TRUST Flt % Due 2/25/2035 Mo-25 5.640% 02/25/35		03/27/2023	Paydown		58,350	58,350	52,778	58,350						58,350				441	02/25/2035	1.B FM	
..64352V-LZ-2	NEW CENTURY HOME EQ LOAN TRUST 4.52744% Due 8/25/2035 Mo-1 4.688% 08/25/35		03/01/2023	Paydown		169,622	169,622	154,060	159,758		9,864		9,864		169,622				1,439	08/25/2035	1.A FM	
..64352V-NK-3	NEW CENTURY HOME EQ LOAN TRUST Flt % Due 10/25/2035 Mo-25 5.325% 10/25/35		03/27/2023	Paydown		55,237	55,237	45,847	53,850		1,387		1,387		55,237				272	10/25/2035	1.A FM	
..64352V-PA-3	NEW CENTURY HOME EQ LOAN TRUST SERIES 2005C CLASS M2 5.506% 12/25/35		03/26/2023	Paydown			(3,805)	(3,602)	(3,618)		(2)		(2)		(3,620)			3,620	3,620	14	12/25/2035	4.B FM
..64760#-AA-2	NEW ORLEANS ENERGY PARTNERS NEW ORLEANS ENERGY PARTNERS LL 4.270% 08/15/32		03/15/2023	Redemption	100.0000	281,056	281,056	281,056	281,056						281,056				2,002	08/15/2032	1.G	
..654740-BH-1	NISSAN MOTOR ACCEPTANCE BASIC 3.450% 03/15/23		03/15/2023	Maturity		25,000,000	25,000,000	24,959,250	24,998,182		1,818		1,818		25,000,000				431,250	03/15/2023	2.C FE	
..68347#-AA-5	OPATHO GAS TRANS, LLC OPATHO GAS TRANS, LLC 5.330% 03/31/34		03/30/2023	Redemption	100.0000	328,330	328,330	328,330	328,330						328,330					03/31/2034	2.C YE	
..68383N-CZ-4	OPMAC 2005-5 Flt % Due 12/25/2035 Mo-25 5.175% 12/25/35		03/25/2023	Paydown		55,745	55,745	52,194	54,008		1,737		1,737		55,745				353	12/25/2035	1.A FM	
..69363P-AA-8	Public Service New Hampshire F SERIES 20181 CLASS A1 3.094% 02/01/26		02/01/2023	Paydown		201,487	201,487	201,482	201,487						201,487				3,117	02/01/2026	1.A FE	
..71682#-AA-2	PETROS MISSISSIPPI FUND LLC PETROS MISSISSIPPI FUND I, LLC 6.950% 03/01/27		03/01/2023	Redemption	100.0000	107,625	107,625	107,625	107,625						107,625					03/01/2027	1.C FE	
..71684#-AA-0	PETROS CONNECTICUT FUND II PETROS CONNECTICUT FUND II 6.000% 12/15/30		01/01/2023	Redemption	100.0000	3,875	3,875	3,875	3,875						3,875				(603)	12/15/2030	1.C FE	
..721283-AA-7	PIKE CORP BASIC 5.500% 09/01/28 PRIME 2003-3 5 1/2% Due 1/25/2034 Mo-1		01/30/2023	STIFEL NICOLAUS		1,301,688	1,475,000	1,489,750	1,483,326		(242)		(242)		1,483,084		(181,397)	(181,397)	33,802	09/01/2028	5.A FE	
..74160M-CS-9	AMAZON GARNER CTL AMAZON GARNER CTL 4.034% 11/15/39		03/01/2023	Paydown		14,693	14,693	15,492	15,384		(691)		(691)		14,693				133	01/25/2034	1.A FM	
..74338*-AA-6	1600 OSGOOD STREET 1600 OSGOOD STREET 3.366% 10/10/42		03/15/2023	Redemption	100.0000	93,383	93,383	93,383	93,383						93,383				630	11/15/2039	1.D	
..74353#-AA-2	1600 OSGOOD STREET 1600 OSGOOD STREET 3.366% 10/10/42		03/10/2023	Redemption	100.0000	77,009	77,009	77,009	77,009						77,009				217	10/10/2042	1.E	

EO5.11

STATEMENT AS OF MARCH 31, 2023 OF THE GUARDIAN LIFE INSURANCE COMPANY OF AMERICA

SCHEDULE D - PART 4

Show All Long-Term Bonds and Stock Sold, Redeemed or Otherwise Disposed of During the Current Quarter

1	2	3	4	5	6	7	8	9	10	Change In Book/Adjusted Carrying Value					16	17	18	19	20	21	22
										11	12	13	14	15							
CUSIP Identification	Description	Foreign	Disposal Date	Name of Purchaser	Number of Shares of Stock	Consideration	Par Value	Actual Cost	Prior Year Book/Adjusted Carrying Value	Unrealized Valuation Increase/(Decrease)	Current Year's (Amortization)/Accretion	Current Year's Other Than Temporary Impairment Recognized	Total Change in Book/Adjusted Carrying Value (11 + 12 - 13)	Total Foreign Exchange Change in Book /Adjusted Carrying Value	Book/Adjusted Carrying Value at Disposal Date	Foreign Exchange Gain (Loss) on Disposal	Realized Gain (Loss) on Disposal	Total Gain (Loss) on Disposal	Bond Interest/Stock Dividends Received During Year	Stated Contractual Maturity Date	NAIC Designation, NAIC Designation Modifier and SVO Administrative Symbol
..74739*-AA-1	Q-LNG OPERATING I LLC Q-LNG OPERATING I LLC 4.440% 02/28/35		02/28/2023	Redemption 100.0000		623,310	623,310	623,310	623,310						623,310				13,837	02/28/2035	2.B PL
..749239-AF-6	Residential Asset Mortgage Pro SERIES 2006RZ5 CLASS M1 5.191% 08/25/46		03/25/2023	Paydown		7,749	7,747	6,920	7,078		669		669		7,747		2	2	65	08/25/2046	2.B FM
..749239-AF-6	Residential Asset Mortgage Pro SERIES 2006RZ5 CLASS M1 5.191% 08/25/46		03/25/2023	Paydown		108,483	108,456	98,695	100,330		8,129		8,129		108,458		24	24	912	08/25/2046	3.A FM
..74924T-AD-6	Residential Asset Securities C SERIES 2006EMX7 CLASS A4 5.071% 08/25/36		03/25/2023	Paydown		300,475	291,212	244,618	259,130		33,095		33,095		292,225		8,250	8,250	2,850	08/25/2036	1.A FM
..74979U-AA-3	RS 2018 PRIVATE, LLC RS 2018 PRIVATE, LLC 4.040% 06/20/26		03/20/2023	Redemption 100.0000		(968,750)	(968,750)	(968,750)	(968,750)						(968,750)				3,914	06/20/2026	1.G PL
..74986@-AS-0	REEF AMERICA REIT II, INC 3.39% Due 1/5/2023 JJS 3.390% 01/05/23		01/05/2023	Maturity		5,000,000	5,000,000	5,000,000	5,000,000						5,000,000				84,750	01/05/2023	1.G
..750731-AA-9	AUTUMN WIND HQ, LLC AUTUMN WIND HQ, LLC 3.744% 02/10/49		03/10/2023	Redemption 100.0000		46,493	46,493	46,493	46,493						46,493				446	02/10/2049	2.A
..75406Y-AD-9	Residential Asset Securities C SERIES 2006K9 CLASS A14 5.081% 11/25/36		03/25/2023	Paydown		84,691	83,305	71,590	75,296		8,140		8,140		83,436		1,255	1,255	594	11/25/2036	1.A FM
..761118-KU-1	RALI 2005-03 Flt % Due 10/25/2045 Mo-25 5.245% 10/25/45		03/25/2023	Paydown		10,254	10,254	8,049	8,199		2,055		2,055		10,254				77	10/25/2045	4.A FM
..78409V-AZ-7	S&P GLOBAL INC BASIC 4.250% 05/01/29		03/01/2023	Tax Free Exchange		20,077,728	20,000,000	20,083,800	20,079,627		(1,899)		(1,899)		20,077,728				283,333	05/01/2029	1.G FE
..78409V-BA-1	S&P GLOBAL INC BASIC 2.450% 03/01/27		03/01/2023	Various		13,400,960	14,000,000	13,325,640	13,378,220		22,740		22,740		13,400,960				343,000	03/01/2027	1.G FE
..78409V-BC-7	S&P GLOBAL INC BASIC 2.900% 03/01/32		03/01/2023	Tax Free Exchange		14,852,363	15,500,000	14,802,515	14,842,349		10,014		10,014		14,852,363				449,500	03/01/2032	1.G FE
..78409V-BD-5	S&P GLOBAL INC BASIC 3.700% 03/01/52		03/01/2023	Various		36,149,314	37,200,000	36,135,522	36,146,407		2,907		2,907		36,149,314				1,376,400	03/01/2052	1.G FE
..78512*-AA-5	S&E REPLACEMENT POWER LLC SENIOR SECURED NOTES 4.120% 05/31/29		03/31/2023	Redemption 100.0000		408,428	408,428	408,428	408,428						408,428				2,833	05/31/2029	1.D PL
..78532*-AD-5	THE SABINE MINING COMPANY SENIOR SECURED NOTES 4.580% 02/21/32		02/21/2023	Redemption 100.0000		312,500	312,500	312,500	312,500						312,500				7,156	02/21/2032	2.B
..805564-DV-0	SAXON ASSET SEC TRUST SERIES 19992 CLASS BF1 8.410% 05/25/29		03/01/2023	Paydown		5,216	5,216	5,177	5,191		25		25		5,216				1	05/25/2029	1.A FM
..805564-QK-0	SAXON ASSET SEC TRUST 5.715% 08/25/35		03/25/2023	Paydown		10,079	10,079	9,216	9,507		572		572		10,079				61	08/25/2035	1.A FM
..805564-QL-8	SAXON ASSET SEC TRUST Flt % Due 8/25/2035 Mo-25 6.645% 08/25/35		03/27/2023	Paydown		11,222	11,222	10,724	10,909		313		313		11,222				75	08/25/2035	1.A FM
..805564-SD-4	SAXON ASSET SEC TRUST Flt % Due 10/25/2035 Mo-25 5.505% 10/25/35		03/27/2023	Paydown		199,064	199,064	172,867	185,683		13,380		13,380		199,064				558	10/25/2035	1.A FM
..81375W-CU-8	Securitized Asset Backed Recei SERIES 2005OP1 CLASS M3 5.851% 01/25/35		03/26/2023	Paydown		58,149	58,149	57,277	57,467		682		682		58,149				322	01/25/2035	1.A FM
..82436@-AA-8	GVEST FREDERICKSBURG LLC GVEST FREDERICKSBURG LLC 4.500% 06/15/38		03/15/2023	Redemption 100.0000		109,553	109,553	109,553	109,553						109,553				823	06/15/2038	2.B
..82873M-AA-1	SIMMONS FOOD INC/SIMMONS BASIC 4.625% 03/01/29		03/27/2023	MARKET AXESS		802,682	1,000,000	1,000,000	1,000,000						1,000,000		(197,318)	(197,318)	26,702	03/01/2029	4.C FE
..828807-DD-6	SIMON PROPERTY GROUP BASIC 2.750% 06/01/23		03/14/2023	MARKET AXESS		7,943,840	8,000,000	7,712,010	7,974,568		12,716		12,716		7,987,284		(43,444)	(43,444)	64,167	06/01/2023	1.G FE
..83612H-AD-0	SVHE 2006-3 Flt % Due 11/25/2036 Mo-25 5.095% 11/25/36		03/27/2023	Paydown		103,315	103,315	78,523	97,097		6,218		6,218		103,315				797	11/25/2036	1.A FM
..83613G-AB-5	Soundview Home Equity Loan Tru SERIES 20081 CLASS A2 6.000% 02/25/38		03/01/2023	Paydown		39,903	39,903	39,803	39,808		95		95		39,903				154	02/25/2038	1.A FM
..838518-D#-2	SOUTH JERSEY INDUSTRIES INC. SOUTH JERSEY INDUSTRIES, INC. 3.560% 01/16/28		03/23/2023	Redemption 100.0000		5,000,000	5,000,000	5,000,000	5,000,000						5,000,000				130,704	01/16/2028	2.C
..838518-D#-6	SOUTH JERSEY INDUSTRIES INC. South Jersey Industries Inc 3.460% 08/16/27		03/23/2023	Redemption 100.0000		4,000,000	4,000,000	4,000,000	4,000,000						4,000,000				89,452	08/16/2027	2.C

E05.12

STATEMENT AS OF MARCH 31, 2023 OF THE GUARDIAN LIFE INSURANCE COMPANY OF AMERICA

SCHEDULE D - PART 4

Show All Long-Term Bonds and Stock Sold, Redeemed or Otherwise Disposed of During the Current Quarter

1 CUSIP Ident- ification	2 Description	3 For- eign	4 Disposal Date	5 Name of Purchaser	6 Number of Shares of Stock	7 Consid- eration	8 Par Value	9 Actual Cost	10 Prior Year Book/ Adjusted Carrying Value	Change In Book/Adjusted Carrying Value					16 Book/ Adjusted Carrying Value at Disposal Date	17 Foreign Exchange Gain (Loss) on Disposal	18 Realized Gain (Loss) on Disposal	19 Total Gain (Loss) on Disposal	20 Bond Interest/ Stock Dividends Received During Year	21 Stated Con- tractual Maturity Date	22 NAIC Desig- nation, NAIC Desig- nation Modifier and SVO Admini- strative Symbol
										11 Unrealized Valuation Increase/ (Decrease)	12 Current Year's (Amor- tization)/ Accretion	13 Current Year's Other Than Temporary Impairment Recogn- ized	14 Total Change in Book/ Adjusted Carrying Value (11 + 12 - 13)	15 Total Foreign Exchange Change in Book /Adjusted Carrying Value							
..838518-E@-3	SOUTH JERSEY INDUSTRIES INC. SOUTH JERSEY INDUSTRIES INC. 3.820% 06/19/28		03/23/2023	Redemption 100.0000		8,000,000	8,000,000	8,000,000	8,000,000						8,000,000				85,018	06/19/2028	2.C
..838518-F#-0	SOUTH JERSEY INDUSTRIES INC. SOUTH JERSEY INDUSTRIES INC. 3.910% 07/30/30		03/23/2023	Redemption 100.0000		6,000,000	6,000,000	6,000,000	6,000,000						6,000,000				151,838	07/30/2030	2.C
..838518-F@-2	SOUTH JERSEY INDUSTRIES INC. SOUTH JERSEY INDUSTRIES INC. 3.710% 07/30/27		03/23/2023	Various		7,000,000	7,000,000	7,000,000	7,000,000						7,000,000				168,084	07/30/2027	2.C
..845467-AN-9	SOUTHWESTERN ENERGY CO. BASIC 7.750% 10/01/27		02/27/2023	Call 103.8750		2,077,500	2,000,000	2,095,000	2,071,533		(3,713)		(3,713)		2,067,820		(67,820)	(67,820)	139,931	10/01/2027	3.B FE
..84751P-KW-8	Specialty Underwriting & Resid Fit % Due 12/25/2036 06-AB1 5.145% 12/25/36		03/27/2023	Paydown		66,534	66,534	64,683	65,077		1,457		1,457		66,534				687	12/25/2036	1.A FM
..84860*-AB-9	SPIRITS OF ST. LOUIS BASKETBALL SENIOR SECURED NOTES 3.850% 03/31/33		03/31/2023	Redemption 100.0000		117,414	117,414	117,414	117,414						117,414				1,130	03/31/2033	2.C PL
..848609-AA-1	SPIRITS NEWCO LLC SENIOR SECURED NOTES 5.300% 06/30/36		03/31/2023	Redemption 100.0000		112,471	112,471	112,471	112,471						112,471				1,490	06/30/2036	2.C PL
..85253#-AF-8	STAG INDUSTRIAL OPERATING PART SENIOR GUARANTEED NOTES 3.980% 01/05/23		01/05/2023	Maturity		6,000,000	6,000,000	6,000,000	6,000,000						6,000,000				119,400	01/05/2023	2.C
..858271-A*-0	TRANSMISSION SERVICES HOLDINGS TRANSMISSION SERVICES HOLDINGS 3.820% 06/30/47		03/30/2023	Redemption 100.0000		88,495	88,495	88,495	88,495						88,495				726	06/30/2047	2.B PL
..86157#-AA-4	STOLTHAVEN NEW ORLEANS, LLC STOLTHAVEN NEW ORLEANS, LLC 5.150% 07/17/29		01/17/2023	Redemption 100.0000		315,000	315,000	315,000	315,000						315,000				8,111	07/17/2029	2.C PL
..862121-A#-7	STORE CAPITAL CORPORATION 4.73% Due 4/28/2026 MN21 4.730% 04/28/26		03/13/2023	Redemption 100.0000		10,000,000	10,000,000	10,000,000	10,000,000						10,000,000				141,900	04/28/2026	2.C FE
..862121-A@-9	STORE CAPITAL CORPORATION 5.24% Due 11/21/2024 MN21 5.240% 11/21/24		03/13/2023	Redemption 100.0000		11,000,000	11,000,000	11,284,880	11,131,127		(131,127)		(131,127)		11,000,000				172,920	11/21/2024	2.C FE
..863579-BC-1	SARM 2004-12 5.395% 09/25/34		03/25/2023	Paydown		90,587	90,587	75,074	77,330		13,258		13,258		90,587				662	09/25/2034	1.A FM
..86358E-MA-1	SAIL 2004-8 Fit % Due 9/25/2034 Mo-25 5.775% 09/25/34		03/27/2023	Paydown		62,057	62,057	55,560	60,186		1,871		1,871		62,057				380	09/25/2034	1.A FM
..86359A-3E-1	SASC 2003-31A Adj % Due 10/25/2033 Mo-1 4.402% 10/25/33		03/01/2023	Paydown		9,942	9,942	9,898	9,903		39		39		9,942				73	10/25/2033	1.A FM
..86359A-5A-7	SASC 2003-31A Adj % Due 11/25/2033 Mo-1 4.353% 11/25/33		03/01/2023	Paydown		67,856	67,856	68,259	68,081		(226)		(226)		67,856				259	11/25/2033	1.C FM
..86359A-FD-0	SASC 2003-31A Fit % Due 12/25/2032 Mo-25 6.495% 12/25/32		03/27/2023	Paydown		62,138	62,138	55,070	62,138						62,138				414	12/25/2032	1.A FM
..86359A-ZE-6	SASC 2003-31A 5.061% 06/25/33		03/01/2023	Paydown		404,563	404,563	397,957	402,332		2,231		2,231		404,563				4,764	06/25/2033	1.A FM
..86359D-VX-2	SASC 2005-NC2 SERIES 2005AR1 CLASS M2 5.291% 09/25/35		03/25/2023	Paydown		173,679	173,679	168,301	169,468		4,212		4,212		173,679				938	09/25/2035	1.A FM
..86359L-DX-4	SAMI 2004-ARS Fit % Due 10/19/2034 Mo-19 5.421% 10/19/34		03/19/2023	Paydown		20,419	20,419	19,443	19,491		928		928		20,419				147	10/19/2034	1.A FM
..86359L-FN-4	SAMI 2004-ARS Fit % Due 4/19/2035 Mo-19 5.461% 04/19/35		03/19/2023	Paydown		28,491	28,491	27,385	27,627		864		864		28,491				302	04/19/2035	1.A FM
..86361N-AD-3	Structured Asset Securities Co SERIES 2006GEL4 CLASS M1 5.211% 10/25/36		03/25/2023	Paydown		83,113	83,113	80,412	81,280		1,833		1,833		83,113				653	10/25/2036	1.A FM
..86881W-AD-4	SURGERY CENTER HOLDINGS BASIC 10.000% 04/15/27		03/06/2023	JEFFERIES & COMPANY INC.		247,326	241,000	248,833	243,399		(329)		(329)		243,070		4,256	4,256	9,573	04/15/2027	5.B FE
..87054#-AA-6	SWEETWATER ROYALTIES LLC SWEETWATER ROYALTIES LLC 5.320% 09/30/40		03/31/2023	Redemption 100.0000		341,652	341,652	341,652	341,652						341,652				9,088	09/30/2040	2.B PL
..87133L-AA-8	SYLVAMO CORP BASIC 7.000% 09/01/29		03/10/2023	Call 97.0000		3,993,490	4,117,000	3,921,443	3,921,443		1,680		1,680		3,923,123		70,367	70,367	274,810	09/01/2029	4.A FE
..872898-AG-6	TSMC ARIZONA CORP BASIC 4.125% 04/22/29		01/10/2023	ALLIANCE BERNSTEIN		2,599,884	2,660,000	2,655,824	2,656,186		18		18		2,656,203		(56,319)	(56,319)	24,688	04/22/2029	1.D FE
..87342R-AG-9	BELL 2016-1A SERIES 20211A CLASS A21 1.946% 08/25/51		02/19/2023	Paydown		25,000	25,000	25,000	25,000						25,000				122	08/25/2051	2.B FE

E05.13

STATEMENT AS OF MARCH 31, 2023 OF THE GUARDIAN LIFE INSURANCE COMPANY OF AMERICA

SCHEDULE D - PART 4

Show All Long-Term Bonds and Stock Sold, Redeemed or Otherwise Disposed of During the Current Quarter

1	2	3	4	5	6	7	8	9	10	Change In Book/Adjusted Carrying Value					16	17	18	19	20	21	22
										11	12	13	14	15							
CUSIP Identification	Description	Foreign	Disposal Date	Name of Purchaser	Number of Shares of Stock	Consideration	Par Value	Actual Cost	Prior Year Book/Adjusted Carrying Value	Unrealized Valuation Increase/(Decrease)	Current Year's (Amortization)/Accretion	Current Year's Other Than Temporary Impairment Recognized	Total Change in Book/Adjusted Carrying Value (11 + 12 - 13)	Total Foreign Exchange Change in Book /Adjusted Carrying Value	Book/Adjusted Carrying Value at Disposal Date	Foreign Exchange Gain (Loss) on Disposal	Realized Gain (Loss) on Disposal	Total Gain (Loss) on Disposal	Bond Interest/Stock Dividends Received During Year	Stated Contractual Maturity Date	NAIC Designation, NAIC Designation Modifier and SVO Administrative Symbol
..88033G-DJ-6	TENET HEALTHCARE CORP BASIC 6.125% 10/01/28		01/20/2023	Tax Free Exchange		8,975,352	9,200,000	8,966,530	8,973,794		1,558		1,558		8,975,352				170,615	10/01/2028	4.C FE
..881561-UK-8	TMTS 2005-8HE Flt % Due 7/25/2035 Mo-25		03/27/2023	Paydown		188,348	188,348	139,602	162,042		26,305		26,305		188,348				1,446	07/25/2035	1.A FM
..88213@-AA-4	TEXAS ACP II, L.P. GUARANTEED NOTES 0.001% 01/30/23		01/20/2023	ADVANTAGE CAPITAL		83,119	83,119	185,622	83,475		(233)		(233)		83,242		(122)	(122)		01/30/2023	1.A
..88579Y-BG-5	3M CO BASIC 3.375% 03/01/29		01/17/2023	Various	100.0000	8,001,108	8,542,000	8,548,092	8,546,014		(38)		(38)		8,545,976		(544,868)	(544,868)	108,167	03/01/2029	1.E FE
..88687#-AA-9	TILLMAN NETWORKS FINANCING II TILLMAN NETWORKS FINANCING II 5.000% 12/16/30		03/16/2023	Redemption	100.0000	341,966	341,966	341,966						341,966					1,734	12/16/2030	2.A Z
..89147L-F@-4	TORTOISE ENERGY INFRASTRUCTURE 3.99% Due 1/22/2023 JJ22 3.990% 01/22/23		01/22/2023	Maturity	100.0000	3,226,667	3,226,667	3,226,667	3,226,667						3,226,667				64,372	01/22/2023	1.A FE
..90226#-AA-3	2014 REPLACEMENT POWER STATUTO (NOVEC) SENIOR SECURED NOTES 3.850% 05/31/29		03/31/2023	Redemption	100.0000	356,422	356,422	356,422	356,395		27		27		356,422				2,289	05/31/2029	1.D PL
..90229*-AA-4	2015 ESA PROJECT COMPANY LLC 2015 ESA PROJECT COMPANY LLC 3.040% 06/30/31		03/31/2023	Redemption	100.0000	323,244	323,244	323,244	323,244						323,244				2,219	06/30/2031	2.B PL
..90270Y-AA-7	UBSBB 2013-C5 3.3468% Due 3/10/2046 Mo-1 3.347% 03/10/46		02/13/2023	Call	100.0000	1,117,842	1,117,842	1,134,173	1,117,842						1,117,842				6,235	03/10/2046	1.A
..90270Y-AA-7	UBSBB 2013-C5 3.3468% Due 3/10/2046 Mo-1 3.347% 03/10/46		01/01/2023	Paydown		3,882,158	3,882,158	3,938,874	3,882,158						3,882,158				8,910	03/10/2046	1.A
..90270Y-AG-4	UBSBB 2013-C5 3.6487% Due 3/10/2046 Mo-1 3.649% 03/10/46		03/01/2023	Paydown		2,333,212	2,333,212	2,401,189	2,332,810		402		402		2,333,212				14,247	03/10/2046	1.A
..90363@-AB-6	USTA NATIONAL TENNIS CENTER, I 4.08% Due 9/8/2039 JJ8 4.080% 09/08/39		01/08/2023	Redemption	100.0000	221,590	221,590	221,590	221,590						221,590				4,592	09/08/2039	1.G FE
..91845#-AA-2	VZ (SR NOTE) CTL PASS-THROUGH 3.81% Due 5/15/2035 Mo-15 3.810% 05/15/35		03/15/2023	Redemption	100.0000	237,805	237,805	242,075	241,653		(3,848)		(3,848)		237,805				1,505	05/15/2035	2.A
..91854*-AA-4	VERIZON CTL-HIDDEN RIDGE 3.62% Due 7/31/2036 Mo-15 3.620% 08/15/36		03/15/2023	Redemption	100.0000	234,995	234,995	234,995	234,995						234,995				1,419	08/15/2036	2.A
..92783#-AA-4	VIRGINIA INTERNATIONAL GATEWAY 3.93% Due 6/30/2030 MUSD30 3.930% 06/30/30		03/31/2023	Redemption	100.0000	79,730	79,730	79,730	79,730						79,730				783	06/30/2030	1.F PL
..92841E-AA-7	VISTAJET MALTA FINANCE PLC VISTAJET MALTA FINANCE PLC 3.875% 08/15/31		02/15/2023	Redemption	100.0000	500,596	500,596	500,596	500,596						500,596				9,699	08/15/2031	2.A PL
..92841F-AA-4	VISTAJET MALTA FINANCE PLC VISTAJET MALTA FINANCE PLC 6.250% 08/15/30		02/15/2023	Redemption	100.0000	668,714	668,714	668,714	668,714						668,714				20,897	08/15/2030	3.B PL
..92842@-AA-5	VISTAJET MALTA FINANCE PLC VISTAJET MALTA FINANCE PLC 9.500% 04/05/31		03/31/2023	Redemption	100.0000	336,724	336,724	336,724	336,724						336,724				19,815	04/05/2031	3.B PL
..92890N-AW-9	WFRBS 2012-C10 3.241% Due 12/15/2045 Mo-1 3.241% 12/15/45		03/01/2023	Paydown		152,055	152,055	153,861	152,055						152,055				846	12/15/2045	1.A FM
..92925C-BH-4	WAMU 2005-AR19 Flt % Due 12/25/2045 Mo-25 5.345% 12/25/45		03/25/2023	Paydown		15,854	15,854	14,348	14,775		1,080		1,080		15,854				112	12/25/2045	1.A FM
..94974B-FJ-4	WELLS FARGO & COMPANY 3.45% Due 2/13/2023 FA13 3.450% 02/13/23		02/13/2023	Maturity	100.0000	1,000,000	1,000,000	928,810	998,958		1,042		1,042		1,000,000				17,250	02/13/2023	2.B FE
..94978#-BE-6	LEGG MASON MORTGAGE CAPITAL 6 1/4% Due 2/1/2028 Mo-1 6.250% 02/01/28		03/01/2023	Redemption	100.0000	194,184	194,184	195,062	194,414		(230)		(230)		194,184				2,026	02/01/2028	2.B
..96188#-AA-6	WETT HOLDINGS LLC SENIOR SECURED NOTES 4.310% 12/18/24		03/31/2023	Redemption	100.0000	44,300	44,300	44,300	44,300						44,300				479	12/18/2024	2.B PL
..96928#-AH-6	WILLIAM BLAIR CTL CTL PASS-THRU TRUST - SEE USER 6.130% 01/15/32		03/15/2023	Redemption	100.0000	84,364	84,364	84,364	84,364						84,364				863	01/15/2032	2.B
..96928*-FP-7	BECKNELL INDUSTRIAL CHAMPAIGN SENIOR SECURED NOTES 4.470% 01/15/35		03/15/2023	Redemption	100.0000	269,367	269,367	277,695	274,669		(5,302)		(5,302)		269,367				2,015	01/15/2035	2.C

E05.14

STATEMENT AS OF MARCH 31, 2023 OF THE GUARDIAN LIFE INSURANCE COMPANY OF AMERICA

SCHEDULE D - PART 4

Show All Long-Term Bonds and Stock Sold, Redeemed or Otherwise Disposed of During the Current Quarter

1	2	3	4	5	6	7	8	9	10	Change In Book/Adjusted Carrying Value					16	17	18	19	20	21	22
										11	12	13	14	15							
CUSIP Identification	Description	Foreign	Disposal Date	Name of Purchaser	Number of Shares of Stock	Consideration	Par Value	Actual Cost	Prior Year Book/Adjusted Carrying Value	Unrealized Valuation Increase/(Decrease)	Current Year's (Amortization)/Accretion	Current Year's Other Than Temporary Impairment Recognized	Total Change in Book/Adjusted Carrying Value (11 + 12 - 13)	Total Foreign Exchange Change in Book /Adjusted Carrying Value	Book/Adjusted Carrying Value at Disposal Date	Foreign Exchange Gain (Loss) on Disposal	Realized Gain (Loss) on Disposal	Total Gain (Loss) on Disposal	Bond Interest/Stock Dividends Received During Year	Stated Contractual Maturity Date	NAIC Designation, NAIC Designation Modifier and SVO Administrative Symbol
..97181#-KZ-5	UNION PACIFIC RAILROAD 1/6/05 BNK COMBINES INT FOR KV 5.360% 07/02/28		01/02/2023	Redemption	100.0000		34,826	34,826	34,826						34,826				933	07/02/2028	1.D
..97181#-LA-9	UNION PACIFIC RAILROAD 1/6/05 BNK COMBINES INT FOR KV 5.380% 07/02/28		01/02/2023	Redemption	100.0000		59,844	59,844	59,844						59,844				1,610	07/02/2028	1.D
..C4111#-AH-4	GRAYMONT WESTERN CANADA INC 3.59% Due 3/11/2030 MS11 3.590% 03/11/30		03/11/2023	Redemption	100.0000		2,272,727	2,272,727	2,272,727						2,272,727				40,795	03/11/2030	2.C PL
..LX1928-67-5	COHERENT CORP II-VI INC - COHERENT TLB S+275 12/07/28		03/31/2023	Redemption	100.0000		192,423	189,160	140,012		3,681		3,681		192,423				1,915	12/07/2028	3.C FE
..LX2000-91-2	HOLLEY INC HOLLEY INC 1L TL +375 11/17/28		03/31/2023	Redemption	100.0000		30,331	30,135	30,146		185		185		30,331				518	11/17/2028	4.C FE
..LX2038-93-8	LIGHT & WONDER SCIENTIFIC GAMES INTL 1L S+300 04/07/29		03/31/2023	Redemption	100.0000		26,250	25,953	25,756		494		494		26,250				594	04/07/2029	3.C FE
..R6236#-AA-0	NORSPAN LNG III AS NORSPAN LNG III AS 4.870% 07/27/29		02/28/2023	Redemption	100.0000		876,639	876,639	876,639						876,639				21,346	07/27/2029	2.C PL
..071734-AH-0	BAUSCH HEALTH COS INC BASIC 5.000% 01/30/28	A	02/27/2023	BARCLAYS			865,000	2,000,000	1,972,500	968,859	1,010,933	582	1,011,515		1,980,375		(1,115,375)	(1,115,375)	58,611	01/30/2028	6. FE
..071734-AJ-6	BAUSCH HEALTH COS INC BASIC 5.250% 01/30/30	A	02/27/2023	BARCLAYS			2,262,375	5,250,000	4,785,913	2,520,000	2,319,476	5,677	2,325,153		4,845,152		(2,582,777)	(2,582,777)	149,516	01/30/2030	6. FE
..39072F-AB-3	GREAT LAKES POWER HOLDINGS LP GREAT LAKES POWER HOLDINGS LP 5.132% 11/30/29		03/31/2023	Redemption	100.0000		497,913	493,097	496,518				(3,420)		497,913	4,816	4,816	7,240	11/30/2029	2.B FE	
..C6802#-AA-0	OILERS ENTERTAINMENT GROUP OILERS ENTERTAINMENT GROUP 4.560% 06/30/51		03/30/2023	Redemption	100.0000		79,749	84,149	79,567				4,582		79,749	(4,399)	(4,399)	910	06/30/2051	2.B PL	
..C9082#-AA-5	TRANSURBAN CARDINAL HOLDINGS TRANSURBAN CARDINAL HOLDINGS 4.220% 02/10/23		01/12/2023	BMO CAPITAL MARKETS			6,732,999	6,776,091	6,640,110				135,981		6,732,999	(43,092)	(43,092)	55,248	02/10/2023	2.B PL	
..05814#-AA-2	MARI JONE LTD. /MARI BOYLE LTD MARI JONE SEREIS A 5.590% 06/30/31		03/31/2023	Redemption	100.0000		82,853	82,853	82,853						82,853				1,156	06/30/2031	2.C PL
..05814#-AB-0	MARI JONE LTD. /MARI BOYLE LTD MARI JONE SEREIS B 5.580% 06/30/31		03/31/2023	Redemption	100.0000		82,853	82,853	82,853						82,853				1,156	06/30/2031	2.C PL
..09400#-AA-4	MARI COUVA / MARI KOKAKO MARI COUVA LTD 5.350% 09/30/33		03/31/2023	Redemption	100.0000		182,119	182,119	182,119						182,119				2,436	09/30/2033	2.C PL
..09400#-AB-2	MARI COUVA / MARI KOKAKO MARI KOKAKO 5.350% 09/30/33		03/31/2023	Redemption	100.0000		182,119	182,119	182,119						182,119				2,436	09/30/2033	2.C PL
..LX2078-55-3	STARS GROUP HOLDINGS BV STARS GRP - FLUTTER TLB S+325 07/04/28		03/31/2023	Redemption	100.0000		20,000	19,616	19,577		423		423		20,000				409	07/04/2028	3.A FE
..00386S-AL-6	ABU DHABI NATIONAL ENERGY CO 3 5/8% Due 1/12/2023 JJ12 3.625% 01/12/23	D	01/12/2023	Various			564,000	567,404	564,012		(12)		(12)		564,000				10,223	01/12/2023	1.D FE
..01609W-AS-1	ALIBABA GROUP HOLDING BASIC 2.800% 06/06/23	D	03/14/2023	J.P. MORGAN			9,943,900	9,661,450	9,969,240		14,884		14,884		9,984,124		(40,224)	(40,224)	77,778	06/06/2023	1.E FE
..08523A-AA-6	BERMUDA SKYPORT CORPORATION LI SENIOR SECURED NOTES 5.900% 02/15/42	D	02/15/2023	Redemption	100.0000		182,614	182,614	182,614						182,614				5,387	02/15/2042	2.A PL
..15239X-AA-6	CNTL AMR BOTTLING CORP BASIC 5.250% 04/27/29	D	02/06/2023	ALLIANCE BERNSTEIN			586,328	613,464	613,905		56		56		613,962		(27,634)	(27,634)	9,103	04/27/2029	3.B FE
..225401-AF-5	CREDIT SUISSE GROUP BASIC 3.869% 01/12/29	D	03/20/2023	Various			11,111,100	14,245,000	13,343,661		18,758		18,758		13,682,315		(2,571,215)	(2,571,215)	382,735	01/12/2029	2.B FE
..225401-AP-3	CREDIT SUISSE GROUP BASIC 4.194% 04/01/31	D	03/20/2023	CITICORP SECURITIES			7,900,000	10,000,000	10,839,840		(23,440)		(23,440)		10,816,400		(2,916,400)	(2,916,400)	199,215	04/01/2031	2.B FE
..225401-AQ-1	CREDIT SUISSE GROUP BASIC 2.193% 06/05/26	D	03/16/2023	BARCLAYS			3,780,000	5,844,120	5,874,411		7,697		7,697		5,882,109		(2,102,109)	(2,102,109)	38,378	06/05/2026	2.B FE
..22550L-2G-5	CREDIT SUISSE NEW YORK BASIC 1.250% 08/07/26	D	03/16/2023	BARCLAYS			17,020,000	23,000,000	20,153,520		143,584		143,584		20,598,288		(3,578,288)	(3,578,288)	178,090	08/07/2026	1.G FE
..27915B-AS-8	ECOPETROL SA BASIC 8.875% 01/13/33	D	01/25/2023	ALLIANCE BERNSTEIN			705,857	681,000	675,463		14		14		675,477		30,379	30,379	2,350	01/13/2033	3.A FE
..404280-BA-6	HSBC HOLDINGS PLC BASIC 3.600% 05/25/23	D	03/14/2023	BANK OF AMERICA			9,959,200	10,000,000	10,002,281		(1,188)		(1,188)		10,001,093		(41,893)	(41,893)	111,000	05/25/2023	1.G FE
..46654X-AA-7	JSW INFRASTRUCTURE BASIC 4.950% 01/21/29	D	02/24/2023	ALLIANCE BERNSTEIN			1,228,490	1,442,000	1,442,000						1,442,000		(213,510)	(213,510)	42,584	01/21/2029	3.B FE

STATEMENT AS OF MARCH 31, 2023 OF THE GUARDIAN LIFE INSURANCE COMPANY OF AMERICA

SCHEDULE D - PART 4

Show All Long-Term Bonds and Stock Sold, Redeemed or Otherwise Disposed of During the Current Quarter

1	2	3	4	5	6	7	8	9	10	Change In Book/Adjusted Carrying Value					16	17	18	19	20	21	22
										11	12	13	14	15							
CUSIP Identification	Description	Foreign	Disposal Date	Name of Purchaser	Number of Shares of Stock	Consideration	Par Value	Actual Cost	Prior Year Book/ Adjusted Carrying Value	Unrealized Valuation Increase/ (Decrease)	Current Year's (Amortization)/ Accretion	Current Year's Other Than Temporary Impairment Recognized	Total Change in Book/ Adjusted Carrying Value (11 + 12 - 13)	Total Foreign Exchange Change in Book /Adjusted Carrying Value	Book/ Adjusted Carrying Value at Disposal Date	Foreign Exchange Gain (Loss) on Disposal	Realized Gain (Loss) on Disposal	Total Gain (Loss) on Disposal	Bond Interest/ Stock Dividends Received During Year	Stated Contractual Maturity Date	NAIC Designation, NAIC Designation Modifier and SVO Administrative Symbol
..493859-C*-1	KIER GROUP PLC SENIOR NOTES 5.360% 01/31/25	D	01/04/2023	Redemption	100.0000																
..606822-AT-1	MITSUBISHI UFJ FIN GRP BASIC 3.455% 03/02/23	D	03/02/2023	Maturity		3,000,000	3,000,000	2,995,770	2,999,845		155		155		3,000,000				51,825	03/02/2023	1.6 FE
..69867D-AC-2	PANTHER BF AGGREGATOR 2 BASIC 8.500% 05/15/27	D	01/26/2023	Redemption	100.0000	1,824,000	1,824,000	1,944,708	1,878,145		(3,073)		(3,073)		1,875,071		(51,071)	(51,071)	32,300	05/15/2027	5.A FE
..78391Y-AE-7	RYMAN HEALTHCARE LTD RYMAN HEALTHCARE LTD 4.160% 02/16/33	D	03/13/2023	Redemption	100.0000	8,000,000	8,000,000	8,000,000	8,000,000						8,000,000				188,587	02/16/2033	2.C
..78391Y-B*-8	RYMAN HEALTHCARE LTD RYMAN HEALTHCARE LTD 4.280% 02/16/31	B	03/14/2023	J.P. MORGAN		21,163,498	21,179,375	24,971,063	21,929,344					3,041,719	21,179,375	(3,791,688)	(15,877)	(3,807,565)	544,328	02/16/2031	2.C Z
..78391Y-BE-6	RYMAN HEALTHCARE LTD RYMAN HEALTHCARE LTD 5.240% 04/28/32	D	03/24/2023	Redemption	100.0000	10,000,000	10,000,000	10,000,000	10,000,000						10,000,000				1,053,841	04/28/2032	2.C
..86562M-AX-8	SUMITOMO MITSUI FINL GRP BASIC 3.102% 01/17/23	D	01/17/2023	Maturity		16,400,000	16,400,000	16,096,108	16,396,941		3,059		3,059		16,400,000				254,364	01/17/2023	1.6 FE
..86964W-AH-5	SUZANO AUSTRIA GMBH BASIC 5.000% 01/15/30	D	02/16/2023	ALLIANCE BERNSTEIN		712,500	760,000	678,749	681,180		1,238		1,238		682,418		30,082	30,082	22,800	01/15/2030	2.C FE
..86964W-AJ-1	SUZANO AUSTRIA GMBH BASIC 3.750% 01/15/31	D	02/16/2023	ALLIANCE BERNSTEIN		699,542	820,000	804,734	806,099		203		203		806,302		(106,760)	(106,760)	18,450	01/15/2031	2.C FE
..870674-AA-6	SWEIHAN PV POWER CO PJSC BASIC 3.625% 01/31/49	D	01/31/2023	Redemption	100.0000	62,031	62,031	62,031	62,031						62,031				1,124	01/31/2049	2.A FE
..87124V-AD-1	SYDNEY AIRPORT FINANCE 3.9% Due 3/22/2023	D	03/22/2023	Maturity		7,300,000	7,300,000	7,437,383	7,303,539		(3,539)		(3,539)		7,300,000				142,350	03/22/2023	2.A FE
..92676E-AE-7	MS22 3.900% 03/22/23	D	03/16/2023	MARKET AVXESS		529,040	500,000	587,500	534,186		(5,086)		(5,086)		529,100		(60)	(60)	22,136	05/15/2025	5.A FE
..92841#-AA-4	VISTAJET MALTA FINANCE P.L.C. VISTAJET MALTA FINANCE P.L.C. 4.500% 01/15/29	D	01/15/2023	Various		991,453	991,453	991,453	991,453						991,453				22,308	01/15/2029	1.G PL
..948596-AE-1	WEIBO CORP BASIC 3.375% 07/08/30	D	03/06/2023	ALLIANCE BERNSTEIN		1,012,210	1,250,000	1,160,338	1,167,889		1,532		1,532		1,169,421		(157,211)	(157,211)	27,215	07/08/2030	2.B FE
..AM1928-14-3	GOHL CAPITAL LTD BASIC 4.250% 01/24/27	D	03/31/2023	ALLIANCE BERNSTEIN		834,925	910,000	823,896	823,896		1,024		1,024		824,920		10,005	10,005	7,520	01/24/2027	2.B FE
..AN2982-81-5	HUARONG FINANCE 2017 CO BASIC 4.750% 04/27/27	D	02/16/2023	ALLIANCE BERNSTEIN		1,356,600	1,520,000	1,482,000	1,487,011		948		948		1,487,959		(131,359)	(131,359)	22,863	04/27/2027	2.C FE
..AU4586-30-4	DP WORLD CRESCENT LTD BASIC 4.848% 09/26/28	D	01/22/2023	ALLIANCE BERNSTEIN		3,484,720	3,440,000	3,845,588	3,791,311		(3,754)		(3,754)		3,787,557		(302,837)	(302,837)	55,127	09/26/2028	2.C FE
..AW9637-07-4	LLPL CAPITAL PTE LTD BASIC 6.875% 02/04/39	D	02/04/2023	Redemption	100.0000	82,607	82,607	93,729	93,028		(10,422)		(10,422)		82,607				2,840	02/04/2039	2.C FE
..AZ3324-59-9	TRUST FIBRAUNO BASIC 4.869% 01/15/30	D	01/31/2023	ALLIANCE BERNSTEIN		184,000	200,000	214,500	212,821		(142)		(142)		212,679		(28,679)	(28,679)	5,329	01/15/2030	2.B FE
..BJ4508-35-1	GRUPO ENERGIA BOGOTA BASIC 4.875% 05/15/30	D	02/13/2023	ALLIANCE BERNSTEIN		1,532,225	1,670,000	1,809,111	1,793,589		(1,864)		(1,864)		1,791,725		(259,500)	(259,500)	20,353	05/15/2030	2.B FE
..B03759-90-5	GREENKO DUTCH BV BASIC 3.850% 03/29/26	D	03/29/2023	Redemption	100.0000	3,000	3,000	2,730	2,770		230		230		3,000				58	03/29/2026	3.B FE
..B04045-87-9	XIAOMI BEST TIME INTL BASIC 2.875% 07/14/31	D	03/22/2023	ALLIANCE BERNSTEIN		1,690,427	2,200,000	2,166,109	2,169,260		571		571		2,169,831		(479,403)	(479,403)	39,772	07/14/2031	2.C FE
..B05241-92-3	ADANI ELECTRICITY MUMBAI BASIC 3.867% 07/22/31	D	02/03/2023	ALLIANCE BERNSTEIN		3,793,775	5,260,000	5,143,757	5,153,842		1,034		1,034		5,154,876		(1,361,101)	(1,361,101)	110,177	07/22/2031	2.C FE
..BR3836-13-6	ALFA DESARROLLO SPA BASIC 4.550% 09/27/51	D	03/27/2023	Redemption	100.0000	2,344	2,344	2,331	2,332		13		13		2,344				53	09/27/2051	2.C FE
..EK4069-04-4	GNL QUINTERO SA BASIC 4.634% 07/31/29	D	01/31/2023	Redemption	100.0000	71,148	71,148	69,903	70,040		1,108		1,108		71,148				1,649	07/31/2029	2.B FE
..EK9717-50-6	LIMA METRO LINE 2 FIN LT BASIC 5.875% 07/05/34	D	01/05/2023	Redemption	100.0000	39,708	39,708	45,330	44,863		(5,155)		(5,155)		39,708				583	07/05/2034	2.C FE
..F7908#-AA-8	ROQUETTE FRERES SA 4.18% Due 3/26/2024 MS26 4.180% 03/26/24	D	03/26/2023	Redemption	100.0000	5,000,000	5,000,000	5,000,000	5,000,000						5,000,000				104,500	03/26/2024	1.6 FE
..G1969#-AD-8	BALFOUR BEATTY PLC SENIOR NOTES 5.140% 03/05/23	D	03/05/2023	Maturity		21,000,000	21,000,000	21,000,000	21,000,000						21,000,000				539,700	03/05/2023	3.B

E05.16

STATEMENT AS OF MARCH 31, 2023 OF THE GUARDIAN LIFE INSURANCE COMPANY OF AMERICA

SCHEDULE D - PART 4

Show All Long-Term Bonds and Stock Sold, Redeemed or Otherwise Disposed of During the Current Quarter

1	2	3	4	5	6	7	8	9	10	Change In Book/Adjusted Carrying Value					16	17	18	19	20	21	22
										11	12	13	14	15							
CUSIP Identification	Description	Foreign	Disposal Date	Name of Purchaser	Number of Shares of Stock	Consideration	Par Value	Actual Cost	Prior Year Book/Adjusted Carrying Value	Unrealized Valuation Increase/(Decrease)	Current Year's (Amortization)/Accretion	Current Year's Other Than Temporary Impairment Recognized	Total Change in Book/Adjusted Carrying Value (11 + 12 - 13)	Total Foreign Exchange Change in Book /Adjusted Carrying Value	Book/Adjusted Carrying Value at Disposal Date	Foreign Exchange Gain (Loss) on Disposal	Realized Gain (Loss) on Disposal	Total Gain (Loss) on Disposal	Bond Interest/Stock Dividends Received During Year	Stated Contractual Maturity Date	NAIC Designation, NAIC Designation Modifier and SVO Administrative Symbol
..G2530#-AA-2	HPS CSL II Fund Prvt HPS CSL II Fund Prvt Senior 7.898% 12/02/33	C.....	03/17/2023	Redemption 100.0000		12,000,000	12,000,000	12,000,000	12,000,000						12,000,000				(5,331)	12/02/2033	2.B PL
..G2530#-AB-0	HPS CSL II Fund Prvt HPS CSL II Fund Prvt Junior 9.398% 12/02/33	C.....	03/17/2023	Redemption 100.0000		6,000,000	6,000,000	6,000,000	6,000,000						6,000,000				(5,558)	12/02/2033	2.C PL
..G2966#-AE-1	ABP ACQUISITIONS UK LIMITED SENIOR SECURED NOTES 4.350% 02/19/23	D.....	02/19/2023	Maturity 100.0000		13,000,000	13,000,000	13,000,000	13,000,000						13,000,000				285,892	02/19/2023	2.B
..G3198#-AA-5	ESSENTRA PLC ESSENTRA PLC 4.400% 11/29/24	D.....	01/20/2023	Redemption 100.0000		12,000,000	12,000,000	12,000,000	12,000,000						12,000,000				74,800	11/29/2024	2.C
..G3198#-AB-3	ESSENTRA PLC ESSENTRA PLC 4.580% 11/29/27	D.....	01/20/2023	Redemption 100.0000		8,000,000	8,000,000	8,000,000	8,000,000						8,000,000				265,967	11/29/2027	2.B Z
..G3198#-AC-1	ESSENTRA PLC ESSENTRA PLC 4.680% 11/29/29	D.....	01/20/2023	Redemption 100.0000		6,000,000	6,000,000	6,000,000	6,000,000						6,000,000				311,966	11/29/2029	2.B Z
..G3198#-AD-9	ESSENTRA PLC ESSENTRA PLC 3.980% 04/28/27	D.....	01/23/2023	Various 100.0000		15,000,000	15,000,000	15,000,000	15,000,000						15,000,000				135,983	04/28/2027	2.C
..G3198#-AE-7	ESSENTRA PLC ESSENTRA PLC 4.140% 04/28/30	D.....	01/23/2023	Redemption 100.0000		9,000,000	9,000,000	9,000,000	9,000,000						9,000,000				209,550	04/28/2030	2.C
..G3198#-AF-4	ESSENTRA PLC ESSENTRA PLC 3.620% 07/27/28	D.....	01/05/2023	Redemption 100.0000		8,849,481	8,849,481	8,849,481	8,849,481						8,849,481				140,598	07/27/2028	2.C
..G4445#-AA-6	HS1 LIMITED 3.79% Due 3/30/2028 MS30 3.790% 03/30/28	D.....	03/30/2023	Redemption 100.0000		3,563,318	3,563,318	3,563,318	3,563,318						3,563,318				67,525	03/30/2028	1.G PL
..G9369#-AA-7	VIRIDOR ENERGY GROUP LIMITED VIRIDOR ENERGY GROUP LIMITED 2.900% 03/31/43	B.....	03/31/2023	Redemption 100.0000		204,794	204,794	220,763	200,578				20,186		204,794	(15,969)		(15,969)	2,970	03/31/2043	2.B FE
..K7017#-AA-8	MERIDIAN SPIRIT APS 4.11% Due 8/1/2030 MUSD31 4.110% 08/01/30	D.....	03/31/2023	Redemption 100.0000		97,723	97,723	97,723	97,723						97,723				1,004	08/01/2030	2.A FE
..L8038#-AA-4	SBM BALEIA AZUL SARL 5 1/2% Due 9/15/2027 MUSD15 5.500% 09/15/27	D.....	03/15/2023	Redemption 100.0000		376,000	376,000	376,000	376,000						376,000				5,170	09/15/2027	3.C
..L9082#-AF-6	TRAFIGURA FUNDING S.A. 5.53% Due 3/25/2023 MS25 5.530% 03/25/23	D.....	03/25/2023	Maturity 100.0000		8,000,000	8,000,000	8,000,000	8,000,000						8,000,000				208,912	03/25/2023	2.A PL
..LW9712-91-7	TENGIZCHEVROIL FIN CO IN BASIC 4.000% 08/15/26	D.....	03/07/2023	ALLIANCE BERNSTEIN 100.0000		1,780,125	2,020,000	1,747,300	1,768,028		11,424		11,424		1,779,452		673	673	45,787	08/15/2026	3.A FE
..P4001#-AA-8	EOLICA MESA LA PAZ S DE RL DE EOLICA MESA LA PAZ S DEL DE CV 5.980% 12/20/44	D.....	03/20/2023	Redemption 100.0000		105,899	105,899	105,899	105,899						105,899				1,583	12/20/2044	2.C PL
..P4368#-AD-9	FORTIS TCI LIMITED 5.29% Due 9/15/2031 MS15 5.290% 09/15/31	D.....	03/15/2023	Redemption 100.0000		250,000	250,000	250,000	250,000						250,000				6,613	09/15/2031	2.C
..P4917#-AA-5	GREAT SHALE LNG TRANSPORT SA GREAT SHALE LNG TRANSPORT SA 6.783% 09/30/37	D.....	03/31/2023	Redemption 100.0000		172,984	172,984	172,984	172,984						172,984				2,765	09/30/2037	2.A PL
..P7000#-AA-6	MILESTONE LNG TRANSPORT SA MILESTONE LNG TRANSPORT SA 6.783% 03/31/37	D.....	03/31/2023	Redemption 100.0000		146,479	146,479	146,479	146,479						146,479				2,341	03/31/2037	2.A PL
..P7000#-AB-4	MILESTONE LNG TRANSPORT SA MILESTONE LNG TRANSPORT SA 3.220% 03/31/37	D.....	03/31/2023	Redemption 100.0000		16,439	16,439	16,439	16,439						16,439				132	03/31/2037	2.A PL
..P7906#-AA-7	PORT OF SPAIN WATERFRONT DEVEL SECURE NOTES 6.090% 01/01/23	D.....	01/01/2023	Redemption 100.0000		2,832,397	2,832,397	2,820,110	2,832,397						2,832,397				86,247	01/01/2023	3.A
..Q4436#-AA-2	HALLETT HILL NO. 2 PTY LTD SENIOR SECURED NOTES 3.780% 06/27/27	D.....	03/27/2023	Redemption 100.0000		172,529	172,529	172,529	172,529						172,529				1,630	06/27/2027	2.B FE
..Q7160#-AJ-8	ORICA LTD SR NOTES 4.590% 09/18/23	D.....	03/27/2023	Redemption 100.0000		22,000,000	22,000,000	22,000,000	22,000,000						22,000,000				530,145	09/18/2023	2.B FE
..Q8048#-AA-3	RAVENHALL FINANCE PTY LTD RAVENHALL FINANCE PTY LTD 4.230% 03/31/42	B.....	03/31/2023	Redemption 100.0000		413,779	413,779	426,035	421,702				4,333		413,779	(12,256)		(12,256)	4,376	03/31/2042	1.G FE
..Q9496#-AA-0	WR CARPENTER NO 1 PTY LTD WR CARPENTER NO 1 PTY LTD 5.760% 11/01/36	D.....	02/01/2023	Redemption 100.0000		150,240	150,240	150,240	150,240						150,240				2,163	11/01/2036	2.C PL

E05.17

STATEMENT AS OF MARCH 31, 2023 OF THE GUARDIAN LIFE INSURANCE COMPANY OF AMERICA

SCHEDULE D - PART 4

Show All Long-Term Bonds and Stock Sold, Redeemed or Otherwise Disposed of During the Current Quarter

1	2	3	4	5	6	7	8	9	10	Change In Book/Adjusted Carrying Value					16	17	18	19	20	21	22
										11	12	13	14	15							
CUSIP Identification	Description	Foreign	Disposal Date	Name of Purchaser	Number of Shares of Stock	Consideration	Par Value	Actual Cost	Prior Year Book/Adjusted Carrying Value	Unrealized Valuation Increase/(Decrease)	Current Year's (Amortization)/Accretion	Current Year's Other Than Temporary Impairment Recognized	Total Change in Book/Adjusted Carrying Value (11 + 12 - 13)	Total Foreign Exchange Change in Book /Adjusted Carrying Value	Book/Adjusted Carrying Value at Disposal Date	Foreign Exchange Gain (Loss) on Disposal	Realized Gain (Loss) on Disposal	Total Gain (Loss) on Disposal	Bond Interest/Stock Dividends Received During Year	Stated Contractual Maturity Date	NAIC Designation, NAIC Designation Modifier and SVO Administrative Symbol
..R6237@-AA-9	NORSPAN LNG VI AS NORSPAN LNG VI AS 2.680% 05/28/30	D	03/31/2023	Redemption 100.0000		682,800	682,800	682,800	682,800						682,800				9,150	05/28/2030	2.C PL
..X5151*-AE-0	LANDSVIRKJUN NATIONAL POWER LANDSVIRKJUN NATIONAL POWER 4.120% 03/08/23	D	03/08/2023	Maturity 100.0000		5,000,000	5,000,000	5,000,000	5,000,000						5,000,000				103,000	03/08/2023	2.A FE
..Y8564*-AB-0	TEEKAY SHUTTLE TANKER FINANCIA SERIES B SECURED NOTES 4.960% 12/31/23	D	01/01/2023	Redemption 100.0000		2	2	2	2						2				(1,422)	12/31/2023	2.C FE
..Z09466-37-6	NATIONAL CENTRAL COOLING BASIC 2.500% 10/21/27	D	03/16/2023	ALLIANCE BERNSTEIN		2,011,788	2,270,000	2,207,802	2,217,513		2,232		2,232		2,219,745		(207,958)	(207,958)	23,488	10/21/2027	2.C FE
..Z03579-11-2	BRASKEM NETHERLANDS BASIC 4.500% 01/31/30	D	02/02/2023	ALLIANCE BERNSTEIN		1,391,815	1,559,000	1,618,250	1,611,834		(461)		(461)		1,611,372		(219,557)	(219,557)	34,553	01/31/2030	2.C FE
1109999999. Subtotal - Bonds - Industrial and Miscellaneous (Unaffiliated)						737,892,110	764,117,251	762,807,029	749,863,363	3,330,409	310,094		3,640,503	3,203,381	758,656,144	(3,862,588)	(20,841,537)	(24,704,125)	15,022,246	XXX	XXX
..LX1596-21-7	GRAY TELEVISION GRAY TELEVISION TLB-2 +250 02/28/24		03/01/2023	Redemption 100.0000		4,746,493	4,746,493	4,687,162	4,742,167		4,326		4,326		4,746,493				76,894	02/28/2024	3.B FE
..LX1606-14-9	ARCH COAL ARCH COAL TLB +275 03/07/24		03/31/2023	Various 100.0000		29,211	29,211	27,486	28,514		697		697		29,211				537	03/07/2024	4.B FE
..LX1616-94-0	BIWAY HOLDING CO BIWAY HLDG - MAUSER TLB +325 04/03/24		02/10/2023	Redemption 100.0000		17,941,715	17,941,715	17,214,461	17,268,815		672,900		672,900		17,941,715				262,708	04/03/2024	4.B FE
..LX1616-95-7	SUDDENLINK (ALTICE) CSC HOLDINGS TLB 2025 +225 07/15/25		01/17/2023	Redemption 100.0000		19,139	19,139	19,133	19,113		26		26		19,139				115	07/15/2025	4.A FE
..LX1626-55-0	AIR METHODS AIR METHODS TLB +350 04/22/24		03/31/2023	Various 100.0000		59,891	59,891	49,453	55,449		4,442		4,442		59,891				1,246	04/22/2024	5.B FE
..LX1651-83-0	BRAND ENERGY & INFRASTRUCTURE BRAND ENERGY 1ST LIEN +425 06/21/24		03/17/2023	J.P. MORGAN		1,860,000	2,000,000	1,974,687	1,997,034		5,059		5,059		2,002,093		(142,093)	(142,093)	42,828	06/21/2024	5.A FE
..LX1651-83-0	BRAND ENERGY & INFRASTRUCTURE BRAND ENERGY 1ST LIEN +425 06/21/24		03/31/2023	Various 100.0000		70,393	70,393	67,776	69,127		1,266		1,266		70,393				1,524	06/21/2024	5.A FE
..LX1654-14-9	PENN INTERNATIONAL & MANUF PENN ENGINEERING TLB +250 06/27/24		03/21/2023	J.P. MORGAN		2,989,750	3,000,000	2,955,000	2,974,997		3,309		3,309		2,978,306		10,444	10,444		06/27/2024	4.A FE
..LX1654-14-9	PENN INTERNATIONAL & MANUF PENN ENGINEERING TLB +250 06/27/24		03/31/2023	Various 100.0000		7,215	7,215	7,153	7,201		14		14		7,215				261	06/27/2024	4.A FE
..LX1686-39-8	AIR MEDICAL AIR MEDICAL TLB +425 03/14/25		03/31/2023	Redemption 100.0000		12,537	12,537	12,160	12,715		(178)		(178)		12,537				182	03/14/2025	4.C FE
..LX1687-84-2	CAESARS RESORT COLLECTION CAESARS RESORT TLB +275 12/22/24		02/06/2023	Redemption 100.0000		9,204,485	9,204,485	9,162,626	9,134,233		70,252		70,252		9,204,485				69,594	12/22/2024	3.C FE
..LX1692-32-1	CHASSIX INC CHASSIX INC TLB +550 11/15/23		03/10/2023	Redemption 100.0000		4,750,000	4,750,000	4,655,000	4,721,925		28,075		28,075		4,750,000				158,535	11/15/2023	5.A FE
..LX1702-04-7	CALPINE CORP CALPINE CONSTRUCTION 1L +200 01/15/25		03/31/2023	Redemption 100.0000		9,898	9,898	9,898	9,898						9,898				163	01/15/2025	3.B FE
..LX1713-34-1	ROBERTSHAW HOLDINGS ROBERTSHAW 1L TL +350 02/28/25		03/31/2023	Redemption 100.0000		10,000	10,000	9,988	9,967		33		33		10,000				209	02/28/2025	5.B FE
..LX1715-18-9	XPO LOGISTICS XPO LOGISTICS 1L TL +175 02/24/25		02/23/2023	Various 100.0000		8,239,688	8,250,000	8,214,375	8,261,039		3,601		3,601		8,264,639		(24,952)	(24,952)	85,741	02/24/2025	3.B FE
..LX1720-08-0	AMINEAL HOLDINGS , LLC AMINEAL HOLDINGS TLB +350 05/04/25		03/31/2023	Various 100.0000		66,185	66,185	63,678	64,544		1,641		1,641		66,185				1,366	05/04/2025	4.B FE
..LX1721-16-1	CINEMARK USA INC CINEMARK USA TLB +175 03/29/25		03/31/2023	Redemption 100.0000		8,062	8,062	7,627	7,664		397		397		8,062				128	03/29/2025	3.C FE
..LX1730-00-6	CONSOLIDATED PRECISION CONSOLIDATED PRECISION 1L+375 04/30/25		03/31/2023	Various 100.0000		31,262	31,262	29,911	27,879		1,108		1,108		31,262				602	04/30/2025	5.A FE
..LX1730-02-2	CONSOLIDATED PRECISION CONSOLIDATED PRECISION 2L +775 04/30/26		03/10/2023	MORGAN STANLEY		1,640,000	2,000,000	1,980,000	1,663,760	249,581	3,175		252,756		1,916,516		(276,516)	(276,516)	62,202	04/30/2026	6. FE
..LX1731-50-9	HUB INTERNATIONAL HUB INTERNATIONAL TLB +300 04/25/25		03/03/2023	Various 100.0000		7,991,875	8,000,000	7,770,496	7,833,255		12,595		12,595		7,845,851		146,024	146,024	148,165	04/25/2025	4.B FE

E05.18

STATEMENT AS OF MARCH 31, 2023 OF THE GUARDIAN LIFE INSURANCE COMPANY OF AMERICA

SCHEDULE D - PART 4

Show All Long-Term Bonds and Stock Sold, Redeemed or Otherwise Disposed of During the Current Quarter

1	2	3	4	5	6	7	8	9	10	Change In Book/Adjusted Carrying Value					16	17	18	19	20	21	22
										11	12	13	14	15							
CUSIP Identification	Description	Foreign	Disposal Date	Name of Purchaser	Number of Shares of Stock	Consideration	Par Value	Actual Cost	Prior Year Book/Adjusted Carrying Value	Unrealized Valuation Increase/(Decrease)	Current Year's (Amortization)/Accretion	Current Year's Other Than Temporary Impairment Recognized	Total Change in Book/Adjusted Carrying Value (11 + 12 - 13)	Total Foreign Exchange Change in Book /Adjusted Carrying Value	Book/Adjusted Carrying Value at Disposal Date	Foreign Exchange Gain (Loss) on Disposal	Realized Gain (Loss) on Disposal	Total Gain (Loss) on Disposal	Bond Interest/Stock Dividends Received During Year	Stated Contractual Maturity Date	NAIC Designation, NAIC Designation Modifier and SVO Administrative Symbol
..LX1731-50-9	HUB INTERNATIONAL HUB INTERNATIONAL TLB +300 04/25/25		03/31/2023	Various		20,671	20,671	20,309	20,321		350		350		20,671				384	04/25/2025	4.B FE
..LX1731-82-2	BROOKFIELD RETAIL HOLDINGS BROOKFIELD RETAIL TLB S+250 08/24/25		03/31/2023	Redemption 100.0000		7,595	7,595	5,793	6,525		1,070		1,070		7,595				136	08/24/2025	4.A FE
..LX1732-91-1	JORDAN HEALTH SERVICES JORDAN HEALTH-BW NHC 2L +900 05/18/26		02/21/2023	No Broker		108,255	108,255	108,255	108,255						108,255					05/18/2026	6. FE
..LX1735-65-8	LIFESCAN GLOBAL CORP LIFESCAN 1ST LIEN TL +600 10/01/24		03/31/2023	Various		247,509	247,509	232,922	239,413		8,096		8,096		247,509				6,306	10/01/2024	5.A FE
..LX1760-02-9	MESSER INDUSTRIES USA INC MESSER INDUSTRIES TL S+250 03/01/26		03/07/2023	Various		7,973,181	7,983,160	7,848,339	7,824,829		(6,912)		(6,912)		7,817,918		155,263	155,263	108,753	03/01/2026	4.A FE
..LX1760-02-9	MESSER INDUSTRIES USA INC MESSER INDUSTRIES TL S+250 03/01/26		03/31/2023	Various		40,419	40,419	39,559	39,527		892		892		40,419				739	03/01/2026	4.A FE
..LX1761-64-7	GOODRX GOODRX TLB +275 10/10/25		03/31/2023	Various		25,221	25,221	24,567	24,662		559		559		25,221				464	10/10/2025	4.A FE
..LX1761-67-0	DISTRIBUTED POWER DISTRIBUTED POWER TLB +275 12/31/25		03/31/2023	Various		24,361	24,361	22,902	23,309		1,052		1,052		24,361				2	12/31/2025	4.C FE
..LX1763-39-5	UNIVERSAL HOSPITAL SERVICES AGILITI TLB-DD +275 01/04/26		03/31/2023	Redemption 100.0000		6,297	6,297	5,224	5,571		726		726		6,297				112	01/04/2026	4.A FE
..LX1764-53-4	CPM HOLDINGS INC CPM HOLDINGS 1L-TL +350 11/15/25		03/31/2023	Various		23,125	23,125	20,927	21,528		1,597		1,597		23,125				454	11/15/2025	4.B FE
..LX1767-86-7	SEDGWICK SEDGWICK TLB +325 12/31/25		02/24/2023	Tax Free Exchange		2,541,058	2,909,091	2,363,636	2,531,080		9,978		9,978		2,541,058				34,905	12/31/2025	4.B FE
..LX1768-23-8	GRAY TELEVISION GRAY TELEVISION TLC +250 01/02/26		03/17/2023	Tax Free Exchange		9,545,763	9,653,175	9,553,175	9,545,863		(100)		(100)		9,545,763				191,906	01/02/2026	3.B FE
..LX1784-54-0	COMMSCOPE COMMSCOPE TLB2 +325 04/04/26		03/31/2023	Redemption 100.0000		7,752	7,752	7,481			271		271		7,752					04/04/2026	4.B FE
..LX1806-87-1	NASCAR HOLDINGS INC NASCAR HOLDINGS 1L TL +250 10/19/26		03/31/2023	Redemption 100.0000		231,391	231,391	226,715	231,035		356		356		231,391				2,191	10/19/2026	3.B FE
..LX1807-56-4	US RENAL CARE US RENAL CARE TLB +500 06/26/26		03/31/2023	Various		59,055	59,055	57,509	56,950		2,104		2,104		59,055				1,430	06/26/2026	5.A FE
..LX1810-17-0	UPLAND SOFTWARE UPLAND SOFTWARE 1L S+375 09/06/26		02/15/2023	Various		2,832,966	2,902,500	2,407,835	2,514,468		66,269		66,269		2,580,737		252,229	252,229	36,489	08/06/2026	4.B FE
..LX1810-24-6	NEXSTAR BROADCASTING NEXSTAR BROADCASTING TLB4 +250 09/19/26		03/02/2023	BANK OF AMERICA		3,804,135	3,808,897	3,794,280	3,769,004		(965)		(965)		3,768,039		36,096	36,096	44,249	09/19/2026	3.B FE
..LX1813-30-7	ANCHOR PACKAGING ANCHOR PACKAGING 1L TL +400 07/18/26		03/31/2023	Various		29,479	29,479	29,026	28,752		727		727		29,479				635	07/18/2026	4.B FE
..LX1817-13-4	PLZ AEROSCIENCE PLZ Aeroscience 1L +350 08/01/26		03/31/2023	Redemption 100.0000		3,813	3,813	3,125	3,302		511		511		3,813				77	08/01/2026	4.C FE
..LX1821-54-0	CLEAR CHANNEL OUTDOOR CLEAR CHANNEL OUTDR TLB S+350 08/08/26		03/31/2023	Redemption 100.0000		30,829	30,829	28,295	28,361		2,468		2,468		30,829				611	08/08/2026	4.B FE
..LX1825-43-4	VIGOR INDUSTRIAL VIGOR IHI TLB +500 09/19/26		03/31/2023	Various		75,319	75,319	74,693	73,389		1,930		1,930		75,319				1,814	09/19/2026	4.B FE
..LX1826-40-8	NAVICURE INC NAVICURE-WAYSTAR 1L +400 10/22/26		03/07/2023	J.P. MORGAN		2,992,500	3,000,000	3,000,000	3,000,000						3,000,000		(7,500)	(7,500)	42,352	10/22/2026	4.C FE
..LX1826-40-8	NAVICURE INC NAVICURE-WAYSTAR 1L +400 10/22/26		03/31/2023	Various		18,805	18,805	18,699	18,600		205		205		18,805				406	10/22/2026	4.C FE
..LX1830-42-6	CSC HOLDINGS LLC CSC HOLDINGS TLB-5 +250 04/15/27		01/17/2023	Redemption 100.0000		28,029	28,029	27,576	27,450		579		579		28,029				175	04/15/2027	4.A FE
..LX1840-74-8	US1 INC US1 TLB 2026 +325 12/02/26		03/31/2023	Redemption 100.0000		3,744	3,744	3,200	3,397		347		347		3,744				76	12/02/2026	4.B FE
..LX1851-00-0	PRESIDIO HOLDINGS INC PRESIDIO TLB +350 01/22/27		02/09/2023	J.P. MORGAN		1,064,196	1,062,867	829,037	874,282		3,202		3,202		877,484		186,712	186,712	23,009	01/22/2027	4.B FE

STATEMENT AS OF MARCH 31, 2023 OF THE GUARDIAN LIFE INSURANCE COMPANY OF AMERICA

SCHEDULE D - PART 4

Show All Long-Term Bonds and Stock Sold, Redeemed or Otherwise Disposed of During the Current Quarter

1	2	3	4	5	6	7	8	9	10	Change In Book/Adjusted Carrying Value					16	17	18	19	20	21	22
										11	12	13	14	15							
CUSIP Identification	Description	Foreign	Disposal Date	Name of Purchaser	Number of Shares of Stock	Consideration	Par Value	Actual Cost	Prior Year Book/Adjusted Carrying Value	Unrealized Valuation Increase/(Decrease)	Current Year's (Amortization)/Accretion	Current Year's Other Than Temporary Impairment Recognized	Total Change in Book/Adjusted Carrying Value (11 + 12 - 13)	Total Foreign Exchange Change in Book /Adjusted Carrying Value	Book/Adjusted Carrying Value at Disposal Date	Foreign Exchange Gain (Loss) on Disposal	Realized Gain (Loss) on Disposal	Total Gain (Loss) on Disposal	Bond Interest/Stock Dividends Received During Year	Stated Contractual Maturity Date	NAIC Designation, NAIC Designation Modifier and SVO Administrative Symbol
..LX1852-30-5	FRONERI INC US FRONERI US INC 1L +225 01/30/27 ACRISURE ACRISURE TLB +350 02/15/27		01/25/2023	CREDIT SUISSE FIRST BOSTON		2,895,750	2,925,000	2,917,688	2,882,022			(816)	(816)		2,881,206		14,544	14,544	32,762	01/30/2027	4.A FE
..LX1854-14-5	STATION CASINOS LLC STATION CASINOS TLB +225 02/08/27		03/31/2023	Various		23,798	23,798	22,511	22,530		1,267		1,267		23,798				483	02/15/2027	4.C FE
..LX1854-55-8	TRANSDIGM TRANSDIGM TLE +225 05/30/25		03/31/2023	Various		12,015	12,015	10,655	10,860		1,155		1,155		12,015				206	02/08/2027	3.C FE
..LX1854-56-6	TRANSDIGM TRANSDIGM TLF +225 12/09/25		01/03/2023	Tax Free Exchange		7,361,070	7,192,698	7,013,352	7,444,712		(83,641)		(83,641)		7,361,070					05/30/2025	4.A FE
..LX1854-59-0	DYNASTY ACQUISITION CO INC DYNASTY ACQ 1L TL US BOR S+350 04/08/26		01/03/2023	Tax Free Exchange		4,922,968	4,801,133	4,684,997	4,983,404		(60,436)		(60,436)		4,922,968					12/09/2025	4.A FE
..LX1856-14-0	BLOCK COMMUNICATIONS INC BLOCK COMMUNICATIONS TLB +225 02/25/27		03/31/2023	Various Redemption 100.0000		19,086	19,086	17,182	18,424		662		662		19,086				391	04/08/2026	4.C FE
..LX1856-44-7	DYNASTY ACQUISITION CO INC DYNASTY ACQ 1L TL CAD BOR+S350 04/08/26		03/31/2023	Various		7,500	7,500	7,350	7,304		196		196		7,500				132	02/25/2027	3.A FE
..LX1857-30-4	PG&E PG&E CORP TLB +300 06/23/25		03/31/2023	Various		10,261	10,261	9,237	9,905		356		356		10,261				210	04/08/2026	4.C FE
..LX1888-01-0	CAESARS RESORT COLLECTION CAESARS RESORT CRC TLB +350 07/20/25		03/31/2023	Various		37,563	37,563	37,453	37,360		203		203		37,563				720	06/23/2025	4.A FE
..LX1888-23-4	UNITED AIRLINES MILEAGE PLUS HOLDINGS TLB +525 06/21/27		02/06/2023	Various		1,920,126	1,920,126	1,954,834	1,905,870		14,256		14,256		1,920,126				46,612	07/20/2025	3.C FE
..LX1889-05-9	RYAN SPECIALTY GROUP RYAN SPECIALTY GRP TLB S+300 09/01/27		03/20/2023	Various		10,725,619	10,752,500	10,692,628	10,578,334		(8,206)		(8,206)		10,570,128		155,490	155,490	135,021	09/01/2027	4.A FE
..LX1898-91-0	REYNOLDS GROUP HOLDINGS REYNOLDS GRP PACTIV 1L +325 02/05/26		02/22/2023	Various Redemption 100.0000		130,907	130,907	130,580	129,387		1,520		1,520		130,907				1,514	02/05/2026	4.A FE
..LX1899-34-8	DELTA AIRLINES SKYMILES DELTA AIR SKYMILES TLB +375 10/20/27		01/20/2023	Various		750,000	750,000	753,438	738,971		11,029		11,029		750,000				15,319	10/20/2027	2.B FE
..LX1899-51-2	AIR MEDICAL AIR MEDICAL TLB +425 10/02/25		03/31/2023	Various		67,688	67,688	65,768	65,863		1,824		1,824		67,688				1,477	10/02/2025	4.C FE
..LX1899-79-3	PC1 PHARMA SERVICES PC1 PHARMA SERVICES 1L TL +350 11/30/27		03/31/2023	Various		35,051	35,051	34,865	34,280		772		772		35,051				729	11/30/2027	4.C FE
..LX1900-32-8	ALLIANCE LAUNDRY SYSTEMS ALLIANCE LAUNDRY 1L S+350 10/08/27		03/08/2023	Various UBS WARBURG CONVERTIBLES		2,981,250	3,000,000	2,992,615	2,946,863		(8,948)		(8,948)		2,937,915		43,335	43,335	56,800	10/08/2027	4.B FE
..LX1900-32-8	ALLIANCE LAUNDRY SYSTEMS ALLIANCE LAUNDRY 1L S+350 10/08/27		03/31/2023	Various		73,835	73,835	73,691	72,559		1,276		1,276		73,835				2,828	10/08/2027	4.B FE
..LX1901-12-8	APPECARAMEL BUYER LLC WHITE CAP TLB S+375 10/19/27		01/31/2023	Various		46,906	46,906	46,429	45,793		1,113		1,113		46,906				337	10/19/2027	4.B FE
..LX1911-92-9	CALPINE CORP CALPINE CORP TLB5 +250 12/16/27		02/23/2023	Various CREDIT SUISSE FIRST BOSTON		4,277,448	4,282,802	4,282,802	4,282,802						4,282,802		(5,354)	(5,354)	49,780	12/16/2027	3.B FE
..LX1911-92-9	CALPINE CORP CALPINE CORP TLB5 +250 12/16/27		03/31/2023	Various		14,217	14,217	13,902	13,908		310		310		14,217				253	12/16/2027	3.B FE
..LX1912-33-1	US LBM US LBM TLB +375 12/17/27		03/31/2023	Various		78,822	78,822	78,729	79,639		(816)		(816)		78,822				2,514	12/17/2027	4.C FE
..LX1912-66-1	MEN'S WEARHOUSE INC MEN'S WEARHOUSE T-BACK TL +800 12/01/25		02/01/2023	Various Redemption 100.0000		1,241	1,241	1,047	1,121		120		120		1,241				39	12/01/2025	4.B FE
..LX1914-05-5	EW SCRIPPS EW SCRIPPS TLB3 S+275 01/07/28		03/31/2023	Various Redemption 100.0000		10,645	10,645	10,559	10,693		(48)		(48)		10,645				196	01/07/2028	3.C FE
..LX1919-27-8	UTZ QUALITY FOODS LLC UTZ 1ST LIEN TL S+300 01/20/28		03/31/2023	Various Redemption 100.0000		24,997	24,997	24,934	25,803		(807)		(807)		24,997				481	01/20/2028	4.B FE
..LX1920-14-4	TRUCK HERO INC TRUCK HERO INC TLB +375 02/24/28		03/31/2023	Various Redemption 100.0000		25,157	25,157	25,139	25,042		115		115		25,157				526	02/24/2028	4.C FE

STATEMENT AS OF MARCH 31, 2023 OF THE GUARDIAN LIFE INSURANCE COMPANY OF AMERICA

SCHEDULE D - PART 4

Show All Long-Term Bonds and Stock Sold, Redeemed or Otherwise Disposed of During the Current Quarter

1	2	3	4	5	6	7	8	9	10	Change In Book/Adjusted Carrying Value					16	17	18	19	20	21	22
										11	12	13	14	15							
CUSIP Identification	Description	Foreign	Disposal Date	Name of Purchaser	Number of Shares of Stock	Consideration	Par Value	Actual Cost	Prior Year Book/Adjusted Carrying Value	Unrealized Valuation Increase/(Decrease)	Current Year's (Amortization)/Accretion	Current Year's Other Than Temporary Impairment Recognized	Total Change in Book/Adjusted Carrying Value (11 + 12 - 13)	Total Foreign Exchange Change in Book /Adjusted Carrying Value	Book/Adjusted Carrying Value at Disposal Date	Foreign Exchange Gain (Loss) on Disposal	Realized Gain (Loss) on Disposal	Total Gain (Loss) on Disposal	Bond Interest/Stock Dividends Received During Year	Stated Contractual Maturity Date	NAIC Designation, NAIC Designation Modifier and SVO Administrative Symbol
..LX1922-22-3	CP ATLAS BUYER INC AMERICAN BATH TLB1 S+350 11/23/27		03/31/2023	Various		62,899	62,899	62,748	61,897		1,002		1,002		62,899				1,281	11/23/2027	4.C FE
..LX1923-26-2	JANUS INTERNATIONAL JANUS TLB-1 +325 02/15/25		03/31/2023	Redemption	100.0000	1,581,797	1,581,797	1,577,198	1,614,971		(33,174)		(33,174)		1,581,797				31,907	02/15/2025	4.B FE
..LX1923-43-7	BUCKEYE PARTNERS LP BUCKEYE PARTNERS TL1L +225 11/01/26		03/31/2023	Redemption	100.0000	14,746	14,746	14,038	14,089		657		657		14,746				253	11/01/2026	3.A FE
..LX1923-65-0	PETSMART PETSMART TLB S+375 02/11/28		03/08/2023	J.P. MORGAN		1,995,000	2,000,000	2,002,506	1,982,806		(4,156)		(4,156)		1,978,650		16,350	16,350	27,538	02/11/2028	4.A FE
..LX1923-65-0	PETSMART PETSMART TLB S+375 02/11/28		01/27/2023	Redemption	100.0000	35,414	35,414	35,439	35,105		308		308		35,414				224	02/11/2028	4.A FE
..LX1924-23-7	RESIDEO TECHNOLOGIES RESIDEO TECH TLB +225 02/09/28		03/31/2023	Redemption	100.0000	6,178	6,178	5,058	5,177		1,001		1,001		6,178				167	02/09/2028	3.A FE
..LX1924-68-2	PERATON CORP PERATON CORP 1L +375 02/01/28		03/31/2023	Various		45,000	45,000	44,981	44,204		796		796		45,000				941	02/01/2028	4.A FE
..LX1926-58-8	AMMINS AMMINS GROUP INC TLB +225 02/19/28		03/09/2023	GOLDMAN SACHS		2,966,250	3,000,000	2,973,750	2,946,846		(3,575)		(3,575)		2,943,271		22,979	22,979	33,602	02/19/2028	4.A FE
..LX1926-58-8	AMMINS AMMINS GROUP INC TLB +225 02/19/28		03/31/2023	Redemption	100.0000	4,907	4,907	4,864	4,820		87		87		4,907				118	02/19/2028	4.A FE
..LX1927-45-3	PETCO ANIMAL SUPPLIES PETCO TLB 2028 S+325 03/03/28		03/14/2023	Redemption	100.0000	827,995	827,995	827,142	820,441		7,554		7,554		827,995				13,772	03/03/2028	4.A FE
..LX1927-51-1	GATES GLOBAL GATES GLOBAL TL 1L S+250 03/31/27		03/31/2023	Redemption	100.0000	37,044	37,044	36,672	36,520		524		524		37,044				658	03/31/2027	4.A FE
..LX1927-59-4	Verscend Holding Corp VERSCEND HOLDING TLB-1 +400 08/27/25		03/31/2023	Redemption	100.0000	22,009	22,009	20,740	20,941		1,068		1,068		22,009				474	08/27/2025	4.B FE
..LX1928-45-1	GRAHAM PACKAGING GRAHAM PACKAGING 1LTL +300 08/04/27		03/08/2023	CREDIT SUISSE FIRST BOSTON		2,985,000	3,000,000	3,002,744	2,961,336		(3,400)		(3,400)		2,957,936		27,064	27,064	37,352	08/04/2027	4.B FE
..LX1928-45-1	GRAHAM PACKAGING GRAHAM PACKAGING 1LTL +300 08/04/27		03/31/2023	Various		41,349	41,349	41,185	40,657		692		692		41,349				814	08/04/2027	4.B FE
..LX1928-99-8	84 LUMBER CO 84 LUMBER CO TLB +300 11/13/26		02/02/2023	WELLS FARGO SECURITIES LLC		2,514,744	2,514,744	2,470,624	2,465,307		(1,823)		(1,823)		2,463,484		51,260	51,260	16,505	11/13/2026	3.C FE
..LX1929-23-6	POWER SOLUTIONS POWER SOL. - CLARIOS TLB +325 04/30/26		03/09/2023	J.P. MORGAN		2,996,250	3,000,000	3,000,000	3,000,000						3,000,000		(3,750)	(3,750)	38,602	04/30/2026	4.B FE
..LX1930-83-8	LESLIES POOLMRT LESLIES POOLMART TLB REFI +250 03/09/28		03/31/2023	Various		74,732	74,732	74,074	73,154		1,577		1,577		74,732				1,366	03/09/2028	3.C FE
..LX1932-28-9	CONSOLIDATED COMMUNICATIONS CONSOLIDATED COMM TLB1 +350 10/02/27		03/29/2023	Various		15,193,030	17,850,117	17,706,364	17,530,849		(20,521)		(20,521)		17,510,328		(2,317,298)	(2,317,298)	190,662	10/02/2027	4.C FE
..LX1933-19-6	TRITON WATER HOLDINGS TRITON WATER TLB +350 03/31/28		01/19/2023	MORGAN STANLEY		1,551,127	1,630,620	1,620,429	1,606,239		(1,761)		(1,761)		1,604,479		(53,351)	(53,351)		03/31/2028	4.B FE
..LX1933-19-6	TRITON WATER HOLDINGS TRITON WATER TLB +350 03/31/28		03/31/2023	Redemption	100.0000	23,497	23,497	23,444	23,297		200		200		23,497				521	03/31/2028	4.B FE
..LX1933-80-8	AMERICAN AIRLINES INC AADVANTAGE LOYALTY 1L TL +475 04/20/28		01/13/2023	BARCLAYS		4,085,000	4,000,000	4,125,000	4,028,776		(5,029)		(5,029)		4,023,746		61,254	61,254	91,924	04/20/2028	3.B FE
..LX1934-40-0	TRINSEO MATERIALS OPERATING TRINSEO MATERIALS TLB2 +250 05/03/28		03/31/2023	Redemption	100.0000	17,500	17,500	17,413	17,195		305		305		17,500				311	05/03/2028	4.A FE
..LX1934-56-6	TRICO GROUP LLC TRICO -FIRST BRANDS 1LTL S+500 03/30/27		03/31/2023	Various		38,756	38,756	38,381	38,769		(12)		(12)		38,756				1,480	03/30/2027	4.A FE
..LX1934-59-0	THOR INDUSTRIES INC THOR INDUSTRIES TLB-1 +300 02/01/26		03/21/2023	J.P. MORGAN		2,977,500	3,000,000	2,963,538	2,949,291		812		812		2,950,103		27,397	27,397	37,490	02/01/2026	3.B FE
..LX1934-59-0	THOR INDUSTRIES INC THOR INDUSTRIES TLB-1 +300 02/01/26		03/30/2023	Various		826,116	826,116	819,999	815,385		10,731		10,731		826,116				14,021	02/01/2026	3.B FE

E05.21

STATEMENT AS OF MARCH 31, 2023 OF THE GUARDIAN LIFE INSURANCE COMPANY OF AMERICA

SCHEDULE D - PART 4

Show All Long-Term Bonds and Stock Sold, Redeemed or Otherwise Disposed of During the Current Quarter

1	2	3	4	5	6	7	8	9	10	Change In Book/Adjusted Carrying Value					16	17	18	19	20	21	22
										11	12	13	14	15							
CUSIP Identification	Description	Foreign	Disposal Date	Name of Purchaser	Number of Shares of Stock	Consideration	Par Value	Actual Cost	Prior Year Book/Adjusted Carrying Value	Unrealized Valuation Increase/(Decrease)	Current Year's (Amortization)/Accretion	Current Year's Other Than Temporary Impairment Recognized	Total Change in Book/Adjusted Carrying Value (11 + 12 - 13)	Total Foreign Exchange Change in Book /Adjusted Carrying Value	Book/Adjusted Carrying Value at Disposal Date	Foreign Exchange Gain (Loss) on Disposal	Realized Gain (Loss) on Disposal	Total Gain (Loss) on Disposal	Bond Interest/Stock Dividends Received During Year	Stated Contractual Maturity Date	NAIC Designation, NAIC Designation Modifier and SVO Administrative Symbol
..LX1935-65-4	SINCLAIR TELEVISION SINCLAIR TELEVISION TLB-3+300 04/01/28		03/31/2023	Redemption 100.0000		10,362	10,362	10,363	10,203		159		159		10,362				197	04/01/2028	3.C FE
..LX1936-95-9	CORNERSTONE BUILDING CORNERSTONE BLG -NCI TLB S+325 04/12/28		03/31/2023	Redemption 100.0000		29,094	29,094	28,948	27,924		1,170		1,170		29,094				587	04/12/2028	4.B FE
..LX1937-90-8	MICHAELS STORES INC. MICHAELS COMPANIES 1L TL +425 04/14/28		03/31/2023	Redemption 100.0000		75,044	75,044	74,644	73,885		1,158		1,158		75,044				1,703	04/14/2028	4.C FE
..LX1938-25-2	ORGANON & CO ORGANON & CO TLB +300 06/02/28		03/30/2023	Redemption 100.0000		560,243	560,243	550,056	545,061		15,182		15,182		560,243				13,749	06/02/2028	3.B FE
..LX1938-91-4	INGRAM MICRO INC INGRAM MICRO TLB +350 07/02/28		03/28/2023	J.P. MORGAN Redemption 100.0000		8,754,075	8,842,500	8,754,075	8,696,057		(20,048)		(20,048)		8,676,009		78,066	78,066	183,953	07/02/2028	4.A FE
..LX1938-91-4	INGRAM MICRO INC INGRAM MICRO TLB +350 07/02/28		03/31/2023	Redemption 100.0000		22,500	22,500	22,275	22,127		373		373		22,500				468	07/02/2028	4.A FE
..LX1939-44-1	ADIENT GLOBAL HOLDINGS LTD ADIENT TLB +325 04/10/28		03/31/2023	Redemption 100.0000		1,777,612	1,777,612	1,698,834	1,694,397		83,215		83,215		1,777,612				34,943	04/10/2028	3.C FE
..LX1942-13-0	FRONTIER COMMUNICATIONS FRONTIER COMM TLB +375 10/08/27		02/14/2023	J.P. MORGAN Redemption 100.0000		2,462,500	2,500,000	2,484,356	2,483,504		(565)		(565)		2,482,939		(20,439)	(20,439)		10/08/2027	4.C FE
..LX1942-13-0	FRONTIER COMMUNICATIONS FRONTIER COMM TLB +375 10/08/27		03/31/2023	Redemption 100.0000		3,740	3,740	3,627	3,621		119		119		3,740				95	10/08/2027	4.C FE
..LX1942-89-0	UNITED AIRLINES UNITED AIRLINES TLB +375 04/21/28		03/31/2023	Redemption 100.0000		18,338	18,338	18,384	18,657		(319)		(319)		18,338				664	04/21/2028	3.B FE
..LX1945-22-4	BEACON ROOFING SUPPLY INC BEACON ROOFING TLB +225 05/19/28		03/31/2023	Redemption 100.0000		5,206	5,206	4,748	4,752		453		453		5,206				89	05/19/2028	3.B FE
..LX1947-06-3	ACPRODUCTS HOLDINGS INC CABINETWORKS -ACPROD. TLB +425 05/17/28		03/31/2023	Redemption 100.0000		45,000	45,000	44,638	45,372		(372)		(372)		45,000				1,021	05/17/2028	4.C FE
..LX1947-77-4	CLUB CAR CLUB CAR - MAJORDRIVE 1L +400 06/01/28		03/31/2023	Redemption 100.0000		9,375	9,375	9,328	9,166		209		209		9,375				207	06/01/2028	4.B FE
..LX1948-27-7	UNIVISION COMM UNIVISION COMM TLB 2028 +325 01/31/29		03/31/2023	Redemption 100.0000		11,250	11,250	11,138	11,026		224		224		11,250				221	01/31/2029	4.A FE
..LX1950-86-9	SRS DISTRIBUTION INC SRS DISTRIBUTION TLB +350 06/02/28		01/31/2023	Redemption 100.0000		26,250	26,250	26,078	26,720		(470)		(470)		26,250				184	06/02/2028	4.C FE
..LX1953-66-5	STANDARD INDUSTRIES INC STANDARD INDUSTRIES TLB S+225 09/22/28		03/22/2023	Redemption 100.0000		12,500	12,500	12,375	12,291		209		209		12,500				201	09/22/2028	2.C FE
..LX1954-92-9	MADISON IAQ MADISON IAQ LLC 1L TL +325 06/21/28		03/31/2023	Redemption 100.0000		11,250	11,250	11,214	11,438		(188)		(188)		11,250				251	06/21/2028	4.C FE
..LX1955-25-6	HERTZ CORPORATION HERTZ CORP TERM B-EXIT +325 06/30/28		03/31/2023	Redemption 100.0000		51,853	51,853	51,782	51,527		326		326		51,853				1,019	06/30/2028	3.C FE
..LX1958-32-6	AT HOME AT HOME-AMBIENCE TLB +425 07/24/28		01/06/2023	BANK OF AMERICA Redemption 100.0000		1,342,828	1,694,205	1,692,088	1,673,202		1,810		1,810		1,675,012		(332,183)	(332,183)	23,295	07/24/2028	5.A FE
..LX1958-32-6	AT HOME AT HOME-AMBIENCE TLB +425 07/24/28		01/03/2023	Redemption 100.0000		13,755	13,755	13,738	13,557		198		198		13,755				55	07/24/2028	5.A FE
..LX1959-34-0	UNIVISION COMM UNIVISION COMM TLB +325 03/24/26		03/31/2023	Redemption 100.0000		45,661	45,661	43,491	43,605		2,056		2,056		45,661				898	03/24/2026	4.A FE
..LX1959-36-5	JO-ANN STORES INC JO-ANN STORES TLB +475 06/30/28		01/31/2023	Redemption 100.0000		11,250	11,250	11,219	11,246		4		4		11,250				261	06/30/2028	5.B FE
..LX1962-73-2	ATLANTIC BROADBAND ATLANTIC BROADBAND 1LTL +250 09/01/28		02/28/2023	Redemption 100.0000		37,500	37,500	37,406	36,983		517		517		37,500				436	09/01/2028	4.A FE
..LX1964-70-4	MCGRAW-HILL EDUCATION MCGRAW-HILL EDUCATION TLB +475 07/28/28		03/31/2023	Redemption 100.0000		43,125	43,125	42,694	42,114		1,011		1,011		43,125				897	07/28/2028	4.C FE

E05.22

STATEMENT AS OF MARCH 31, 2023 OF THE GUARDIAN LIFE INSURANCE COMPANY OF AMERICA

SCHEDULE D - PART 4

Show All Long-Term Bonds and Stock Sold, Redeemed or Otherwise Disposed of During the Current Quarter

1	2	3	4	5	6	7	8	9	10	Change In Book/Adjusted Carrying Value					16	17	18	19	20	21	22
										11	12	13	14	15							
CUSIP Identification	Description	Foreign	Disposal Date	Name of Purchaser	Number of Shares of Stock	Consideration	Par Value	Actual Cost	Prior Year Book/Adjusted Carrying Value	Unrealized Valuation Increase/(Decrease)	Current Year's (Amortization)/Accretion	Current Year's Other Than Temporary Impairment Recognized	Total Change in Book/Adjusted Carrying Value (11 + 12 - 13)	Total Foreign Exchange Change in Book /Adjusted Carrying Value	Book/Adjusted Carrying Value at Disposal Date	Foreign Exchange Gain (Loss) on Disposal	Realized Gain (Loss) on Disposal	Total Gain (Loss) on Disposal	Bond Interest/Stock Dividends Received During Year	Stated Contractual Maturity Date	NAIC Designation, NAIC Designation Modifier and SVO Administrative Symbol
..LX1966-04-8	ACRISURE ACRISURE TLB-ADD ON +375 02/15/27		03/31/2023	Redemption 100.0000		1,250	1,250	1,238	1,226		25		25		1,250				26	02/15/2027	4.B FE
..LX1966-45-1	ALTERRA MOUNTAIN ALTERRA MOUNTAIN TLB +350 08/17/28		03/01/2023	J.P. MORGAN Redemption 100.0000		2,992,500	3,000,000	2,985,000	2,941,234	(5,047)		(5,047)		2,936,187		56,313	56,313	39,852	08/17/2028	4.A FE	
..LX1966-45-1	ALTERRA MOUNTAIN ALTERRA MOUNTAIN TLB +350 08/17/28		03/31/2023	Redemption 100.0000		33,030	33,030	32,449	27,674		823		823		33,030				595	08/17/2028	4.A FE
..LX1966-82-4	TRIDENT TPI HOLDING INC TEKNI-PLEX TPI 1L TL +400 09/15/28		03/31/2023	Redemption 100.0000		28,724	28,724	28,580	28,638		87		87		28,724				634	09/15/2028	4.C FE
..LX1967-34-3	EYEMART EXPRESS EYEMART EXPRESS 1L TL +300 08/05/27		01/03/2023	Redemption 100.0000		60,025	60,025	59,529	59,089		936		936		60,025				161	08/05/2027	4.C FE
..LX1967-63-2	BALLY'S CORP BALLY'S CORP TLB +325 10/02/28		03/31/2023	Redemption 100.0000		67,576	67,576	66,428	66,742		834		834		67,576				1,552	10/02/2028	3.C FE
..LX1967-93-9	FLEXSYS INC EASTMAN TIRE -FLEXSYS 1L S+525 11/01/28		03/31/2023	Redemption 100.0000		18,125	18,125	17,763	17,940		185		185		18,125				452	11/01/2028	4.B FE
..LX1968-14-3	PAREXEL INTERNATIONAL PAREXEL - PHOENIX 1L TL +325 11/15/28		03/31/2023	Redemption 100.0000		39,000	39,000	38,805	38,349		651		651		39,000				767	11/15/2028	4.B FE
..LX1982-15-1	SPRINGS WINDOW FASHION SPRINGS WINDOW 1L TL +400 10/06/28		03/31/2023	Redemption 100.0000		90,000	90,000	89,100	90,392	(392)		(392)		90,000					1,970	10/06/2028	4.C FE
..LX1982-97-9	REYNOLDS GROUP HOLDINGS REYNOLDS GRP PACTIV 1L +325 09/20/28		03/31/2023	Redemption 100.0000		8,750	8,750	8,706	8,613		137		137		8,750				172	09/20/2028	4.A FE
..LX1983-37-3	CHG HEALTHCARE SERVICES INC CHG HEALTHCARE 1L TL +325 09/29/28		03/31/2023	Redemption 100.0000		7,538	7,538	7,226	7,201		337		337		7,538				148	09/29/2028	4.B FE
..LX1983-98-5	MEDLINE INDUSTRIES INC MEDLINE INDUSTRIES TLB +325 10/23/28		03/31/2023	Redemption 100.0000		7,557	7,557	7,245			312		312		7,557				18	10/23/2028	4.A FE
..LX1986-28-5	LSF11 A5 HOLDCO LLC LSF11 A5 HOLDCO -AOC TLB S+350 10/15/28		01/26/2023	BANK OF AMERICA Redemption 100.0000		2,303,750	2,375,000	2,287,938	2,275,275	(2,910)		(2,910)		2,272,365		31,385	31,385	16,757	10/15/2028	4.B FE	
..LX1986-28-5	LSF11 A5 HOLDCO LLC LSF11 A5 HOLDCO -AOC TLB S+350 10/15/28		03/31/2023	Redemption 100.0000		16,439	16,439	15,921	15,850		589		589		16,439				341	10/15/2028	4.B FE
..LX1990-08-9	RH RESTORATION HW - RH TLB +250 10/20/28		03/31/2023	Redemption 100.0000		12,500	12,500	12,469	12,372		128		128		12,500				222	10/20/2028	3.C FE
..LX1993-56-2	CHAMBERLAIN GROUP CHAMBERLAIN-CHARIOT TLB +325 11/03/28		03/31/2023	Redemption 100.0000		28,250	28,250	28,179	27,895		355		355		28,250				555	11/03/2028	4.B FE
..LX1996-81-3	WIRECO WORLDGROUP INC WIRECO 1L TL +425 11/13/28		03/31/2023	Redemption 100.0000		58,796	58,796	58,208	57,342		1,455		1,455		58,796				2,000	11/13/2028	4.B FE
..LX2002-58-7	TRANS UNION LLC TRANS UNION TLB-6 +225 12/01/28		03/07/2023	DEUTSCHE BANK Redemption 100.0000		7,963,750	8,000,000	7,980,000	7,905,903	(12,310)		(12,310)		7,893,593		70,157	70,157	89,606	12/01/2028	3.B FE	
..LX2002-58-7	TRANS UNION LLC TRANS UNION TLB-6 +225 12/01/28		03/31/2023	Redemption 100.0000		185,666	185,666	185,402	183,745		1,920		1,920		185,666				3,776	12/01/2028	3.B FE
..LX2003-44-5	CHG PPC PARENT LLC CHG PPC PARENT 1L TL +300 12/08/28		03/31/2023	Redemption 100.0000		7,500	7,500	7,463	7,381		119		119		7,500				144	12/08/2028	4.B FE
..LX2003-55-1	ACRISURE ACRISURE TLB ADD-ON +425 02/15/27		03/31/2023	Redemption 100.0000		7,500	7,500	7,444	7,373		127		127		7,500				166	02/15/2027	4.B FE
..LX2006-47-1	BASS PRO GROUP BASS PRO - GRT OUTDR TLB1 +375 03/05/28		03/31/2023	Redemption 100.0000		72,577	72,577	72,104	71,267		1,310		1,310		72,577				1,518	03/05/2028	4.A FE
..LX2011-26-5	KNIIGHT HEALTH HOLDINGS SCION HEALTH-KNIIGHT TLB +525 12/23/28		03/31/2023	Redemption 100.0000		55,000	55,000	51,150	50,498		4,502		4,502		55,000				1,359	12/23/2028	4.C FE
..LX2014-35-0	INTELSAT JACKSON HLDG INTELSAT JACKSON EXIT 1L S+425 02/01/29		03/31/2023	Redemption 100.0000		1,225,618	1,225,618	1,213,362	1,202,290		23,328		23,328		1,225,618				19,388	02/01/2029	4.C FE

E05.23

STATEMENT AS OF MARCH 31, 2023 OF THE GUARDIAN LIFE INSURANCE COMPANY OF AMERICA

SCHEDULE D - PART 4

Show All Long-Term Bonds and Stock Sold, Redeemed or Otherwise Disposed of During the Current Quarter

1	2	3	4	5	6	7	8	9	10	Change In Book/Adjusted Carrying Value					16	17	18	19	20	21	22
										11	12	13	14	15							
CUSIP Identification	Description	For-foreign	Disposal Date	Name of Purchaser	Number of Shares of Stock	Consideration	Par Value	Actual Cost	Prior Year Book/Adjusted Carrying Value	Unrealized Valuation Increase/(Decrease)	Current Year's (Amortization)/Accretion	Current Year's Other Than Temporary Impairment Recognized	Total Change in Book/Adjusted Carrying Value (11 + 12 - 13)	Total Foreign Exchange Change in Book /Adjusted Carrying Value	Book/Adjusted Carrying Value at Disposal Date	Foreign Exchange Gain (Loss) on Disposal	Realized Gain (Loss) on Disposal	Total Gain (Loss) on Disposal	Bond Interest/Stock Dividends Received During Year	Stated Contractual Maturity Date	NAIC Designation, NAIC Designation Modifier and SVO Administrative Symbol
..LX2020-71-2	GOLDEN NUGGET GOLDEN NUGGET 1L S+400 01/27/29		03/31/2023	Redemption 100.0000		46,306	46,306	45,514	45,143		1,163		1,163		46,306				.995	01/27/2029	4.B FE
..LX2022-21-3	TAYLOR MADE GOLF COMPANY 19TH HLDGS GOLF 1L TL S+300 02/07/29		03/31/2023	Redemption 100.0000		72,500	72,500	72,138	71,497		1,003		1,003		72,500				1,760	02/07/2029	4.B FE
..LX2022-85-8	APEX TOOLS APEX TOOL 1L S+525 02/15/29		03/31/2023	Redemption 100.0000		36,113	36,113	34,189	33,716		2,397		2,397		36,113				1,056	02/15/2029	4.C FE
..LX2023-03-9	EMBECTA CORP EMBECTA CORP TLB S+300 01/27/29		03/31/2023	Redemption 100.0000		2,582	2,582	2,566	2,593		(11)		(11)		2,582				50	01/27/2029	4.A FE
..LX2023-68-2	BAKELITE UK HOLDING LTD BAKELITE 1L TL S+400 05/28/29		03/31/2023	Redemption 100.0000		12,500	12,500	12,438	12,361		139		139		12,500				276	05/28/2029	4.A FE
..LX2023-74-0	ATHLETICO PHYSICAL THERAPY ATHLETICO THERAPY TLB S+425 02/15/29		03/31/2023	Redemption 100.0000		10,000	10,000	9,950	9,991		9		9		10,000				227	02/15/2029	5.A FE
..LX2028-01-2	ALBAUGH LLC ALBAUGH LLC TLB S+350 02/18/29		03/31/2023	Redemption 100.0000		25,000	25,000	24,750	24,548		452		452		25,000				486	02/18/2029	3.B FE
..LX2028-31-9	TEAM HEALTH HOLDINGS INC TEAM HEALTH TLB S+525 02/17/27		03/31/2023	Redemption 100.0000		75,901	75,901	69,222	69,108		6,793		6,793		75,901				1,870	02/17/2027	5.B FE
..LX2031-99-0	DIAMOND SPORTS GROUP LLC DIAMOND SPORTS 2L TL S+325 08/24/26		01/09/2023	No Broker		38,008		38,008	38,008						38,008					08/24/2026	5.C FE
..LX2033-03-8	AVIS BUDGET CAR RENTAL LLC AVIS BUDGET CAR TLC S+350 03/14/29		03/31/2023	Redemption 100.0000		33,750	33,750	32,912	32,668		1,082		1,082		33,750				691	03/14/2029	3.A FE
..LX2033-85-5	RENAISSANCE HOLDINGS CORP RENAISSANCE HOLDINGS 1L S+450 03/16/27		03/31/2023	Redemption 100.0000		6,250	6,250	6,063	6,029		222		222		6,250				177	03/16/2027	4.C FE
..LX2034-23-4	HOUGHTON MIFFLIN HARCOURT HOUGHTON MIFFLIN TLB S+525 04/01/29		03/31/2023	Redemption 100.0000		37,500	37,500	36,313	35,883		1,617		1,617		37,500				933	04/01/2029	4.C FE
..LX2036-29-6	NOVOLEX NOVOLEX-CLYDESDALE 1L S+417.5 03/30/29		03/31/2023	Redemption 100.0000		35,000	35,000	34,125	33,785		1,215		1,215		35,000				776	03/30/2029	4.B FE
..LX2044-19-1	AZZ INCORPORATED AZZ INC TLB S+425 05/06/29		02/28/2023	Redemption 100.0000		25,000	25,000	24,125	24,157		843		843		25,000				366	05/06/2029	4.B FE
..LX2046-74-1	CHAMPIONX CHAMPIONX TLB-1 S+325 05/12/29		03/31/2023	Redemption 100.0000		37,500	37,500	36,656	36,420		1,080		1,080		37,500				926	05/12/2029	3.B FE
..LX2093-14-9	GATES GLOBAL LLC GATES GLOBAL TLB S+350 11/09/29		03/31/2023	Redemption 100.0000		5,000	5,000	4,850	4,845		155		155		5,000				101	11/09/2029	4.A FE
..LX2093-23-0	DELEK US HOLDINGS INC DELEK US HOLDINGS TLB S+350 11/10/29		03/31/2023	Redemption 100.0000		61,314	61,314	59,098	59,012		2,302		2,302		61,314				1,255	11/10/2029	4.A FE
..LX2094-06-3	USI INC USI INC 1L TL S+375 11/22/29		02/28/2023	BANK OF AMERICA Redemption 100.0000		6,042,486	6,050,049	6,050,049	6,050,049						6,050,049		(7,563)	(7,563)		11/22/2029	4.B FE
..LX2097-38-9	TRANSIGM TRANSIGM TLH S+325 02/28/27		03/31/2023	Redemption 100.0000		7,220	7,220	7,365	7,360		(139)		(139)		7,220				143	02/28/2027	4.A FE
..LX2104-17-7	TRANSIGM TRANSIGM TLE +225 05/30/25		02/24/2023	Redemption 100.0000		1,025,833	1,025,833	1,049,846			(24,014)		(24,014)		1,025,833				11,138	05/30/2025	4.A FE
..LX2104-17-7	TRANSIGM TRANSIGM TLE +225 05/30/25		02/24/2023	Tax Free Exchange Redemption 100.0000		6,297,762	6,166,866	6,311,224			(13,463)		(13,463)		6,297,762				66,957	05/30/2025	4.A FE
..LX2104-18-5	TRANSIGM TRANSIGM TLF +225 12/09/25		02/24/2023	Redemption 100.0000		684,744	684,744	702,121			(17,376)		(17,376)		684,744				7,435	12/09/2025	4.A FE
..LX2104-18-5	TRANSIGM TRANSIGM TLF +225 12/09/25		02/24/2023	Tax Free Exchange Redemption 100.0000		4,211,987	4,116,389	4,220,848			(8,860)		(8,860)		4,211,987				44,694	12/09/2025	4.A FE
..LX2111-51-1	UBER TECHNOLOGIES INC UBER TECHNOLOGIES TLB S+275 02/27/30		03/31/2023	Redemption 100.0000		15,000	15,000	14,897			103		103		15,000				36	02/27/2030	3.C FE

E05.24

STATEMENT AS OF MARCH 31, 2023 OF THE GUARDIAN LIFE INSURANCE COMPANY OF AMERICA

SCHEDULE D - PART 4

Show All Long-Term Bonds and Stock Sold, Redeemed or Otherwise Disposed of During the Current Quarter

1	2	3	4	5	6	7	8	9	10	Change In Book/Adjusted Carrying Value					16	17	18	19	20	21	22	
										11	12	13	14	15								
CUSIP Identification	Description	For- eign	Disposal Date	Name of Purchaser	Number of Shares of Stock	Consid- eration	Par Value	Actual Cost	Prior Year Book/ Adjusted Carrying Value	Unrealized Valuation Increase/ (Decrease)	Current Year's (Amor- tization)/ Accretion	Current Year's Other Than Temporary Impairment Recogn- ized	Total Change in Book/ Adjusted Carrying Value (11 + 12 - 13)	Total Foreign Exchange Change in Book /Adjusted Carrying Value	Book/ Adjusted Carrying Value at Disposal Date	Foreign Exchange Gain (Loss) on Disposal	Realized Gain (Loss) on Disposal	Total Gain (Loss) on Disposal	Bond Interest/ Stock Dividends Received During Year	Stated Con- tractual Maturity Date	NAIC Desig- nation, NAIC Desig- nation Modifier and SVO Admini- strative Symbol	
..LX1721-92-2	TITAN ACQUISITION LTD HUSKY TITAN TLB +300 03/28/25	A	03/31/2023	Various		48,593	48,593	46,841	47,558		1,035		1,035		48,593				1,001	03/28/2025	4.C FE	
..LX1740-18-7	STARS GROUP HOLDINGS BY STARS GROUP - FLUTTER TLB +225 07/21/26		03/31/2023	Various		13,606	13,606	13,159	13,216		390		390		13,606				240	07/21/2026	2.C FE	
..LX1966-03-0	AIR CANADA AIR CANADA TLB +350 08/11/28	A	03/31/2023	Redemption 100.0000		64,781	64,781	64,341	64,498		283		283		64,781				1,348	08/11/2028	3.C FE	
..LX1956-16-3	ICON LUXEMBOURG SARL ICON LUXEMBOURG SARL TLB S+225 07/03/28	D	03/31/2023	Redemption 100.0000		436,874	436,874	433,572	430,457		6,416		6,416		436,874				7,832	07/03/2028	3.A FE	
..LX2021-49-6	COVIS PHARMA COVIS PHARMA 1L TL S+650 02/18/27	D	03/31/2023	Redemption 100.0000		125,000	125,000	112,500	112,526		12,474		12,474		125,000				3,548	02/18/2027	5.B FE	
..LX2025-52-1	HUNTER DOUGLAS INC HUNTER DOUGLAS TLB S+350 02/26/29	D	03/31/2023	Redemption 100.0000		37,500	37,500	37,313	36,935		565		565		37,500				1,049	02/26/2029	4.B FE	
1909999999. Subtotal - Bonds - Unaffiliated Bank Loans						224,633,925	228,478,219	225,100,641	212,905,474	249,581	907,035		1,156,616		226,382,562		(1,748,637)	(1,748,637)	2,954,910	XXX	XXX	
2509999997. Total - Bonds - Part 4						1,041,866,717	1,071,501,673	1,069,092,679	1,038,446,093	3,579,990	1,163,794		4,743,784	3,203,381	1,065,157,647	(3,862,588)	(24,482,614)	(28,345,202)	19,647,630	XXX	XXX	
2509999998. Total - Bonds - Part 5						XXX	XXX	XXX	XXX	XXX	XXX	XXX	XXX	XXX	XXX	XXX	XXX	XXX	XXX	XXX	XXX	XXX
2509999999. Total - Bonds						1,041,866,717	1,071,501,673	1,069,092,679	1,038,446,093	3,579,990	1,163,794		4,743,784	3,203,381	1,065,157,647	(3,862,588)	(24,482,614)	(28,345,202)	19,647,630	XXX	XXX	
4509999997. Total - Preferred Stocks - Part 4							XXX													XXX	XXX	
4509999998. Total - Preferred Stocks - Part 5							XXX													XXX	XXX	
4509999999. Total - Preferred Stocks							XXX													XXX	XXX	
..FHL00-02-6	Federal Home Loan Bank Activity Based Stock		02/01/2023	DIRECT - 1	218,329,000	21,832,900		21,832,900	21,832,900						21,832,900							
5029999999. Subtotal - Common Stocks - Industrial and Miscellaneous (Unaffiliated) Other						21,832,900	XXX	21,832,900	21,832,900						21,832,900					XXX	XXX	
5989999997. Total - Common Stocks - Part 4						21,832,900	XXX	21,832,900	21,832,900						21,832,900					XXX	XXX	
5989999998. Total - Common Stocks - Part 5						XXX	XXX	XXX	XXX	XXX	XXX	XXX	XXX	XXX	XXX	XXX	XXX	XXX	XXX	XXX	XXX	XXX
5989999999. Total - Common Stocks						21,832,900	XXX	21,832,900	21,832,900						21,832,900					XXX	XXX	
5999999999. Total - Preferred and Common Stocks						21,832,900	XXX	21,832,900	21,832,900						21,832,900					XXX	XXX	
6009999999 - Totals						1,063,699,617	XXX	1,090,925,579	1,060,278,993	3,579,990	1,163,794		4,743,784	3,203,381	1,086,990,547	(3,862,588)	(24,482,614)	(28,345,202)	19,647,630	XXX	XXX	

EO5.25

STATEMENT AS OF MARCH 31, 2023 OF THE GUARDIAN LIFE INSURANCE COMPANY OF AMERICA

SCHEDULE DB - PART A - SECTION 1

Showing all Options, Caps, Floors, Collars, Swaps and Forwards Open as of Current Statement Date

1	2	3	4	5	6	7	8	9	10	11	12	13	14	15	16	17	18	19	20	21	22	23
Description	Description of Item(s) Hedged, Used for Income Generation or Replicated	Schedule/ Exhibit Identifier	Type(s) of Risk(s) (a)	Exchange, Counterparty or Central Clearinghouse	Trade Date	Date of Maturity or Expiration	Number of Contracts	Notional Amount	Strike Price, Rate or Index Received (Paid)	Cumulative Prior Year(s) Initial Cost of Un-discounted Premium (Received) Paid	Current Year Initial Cost of Un-discounted Premium (Received) Paid	Current Year Income	Book/ Adjusted Carrying Value	Code	Fair Value	Unrealized Valuation Increase/ (Decrease)	Total Foreign Exchange Change in B./A.C.V.	Current Year's (Amortization)/ Accretion	Adjustment to Carrying Value of Hedged Item	Potential Exposure	Credit Quality of Reference Entity	Hedge Effectiveness at Inception and at Quarter-end (b)
S&P 500 OPTIONS SPREAD	S&P 500 INDEX	N/A	Equity/Index	GOLDMAN SACHS	04/20/2022	04/20/2023	3,924	17,499,997	4,459.45	579,845			278		278	(579,567)				20,482	N/A	0002
S&P 500 OPTIONS SPREAD	S&P 500 INDEX	N/A	Equity/Index	GOLDMAN SACHS	05/20/2022	05/19/2023	3,845	14,999,988	3,901.36	489,750			480,979		480,979	(8,771)				27,480	N/A	0002
S&P 500 OPTIONS SPREAD	S&P 500 INDEX	N/A	Equity/Index	GOLDMAN SACHS	06/17/2022	06/20/2023	4,082	14,999,999	3,674.84	487,395			790,261		790,261	302,866				35,331	N/A	0002
S&P 500 OPTIONS SPREAD	S&P 500 INDEX	N/A	Equity/Index	GOLDMAN SACHS	07/20/2022	07/20/2023	4,596	18,200,017	3,959.90	600,819			599,545		599,545	(1,274)				50,183	N/A	0002
S&P 500 OPTIONS SPREAD	S&P 500 INDEX	N/A	Equity/Index	GOLDMAN SACHS	08/19/2022	08/18/2023	4,683	19,799,984	4,228.48	669,873			265,994		265,994	(403,879)				61,313	N/A	0002
S&P 500 OPTIONS SPREAD	S&P 500 INDEX	N/A	Equity/Index	GOLDMAN SACHS	09/20/2022	09/20/2023	4,979	19,198,675	3,855.93	632,481			816,633		816,633	184,152				66,087	N/A	0002
S&P 500 OPTIONS SPREAD	S&P 500 INDEX	N/A	Equity/Index	GOLDMAN SACHS	10/20/2022	10/20/2023	7,093	25,999,985	3,665.78	838,109			1,294,451		1,294,451	456,341				96,949	N/A	0002
S&P 500 OPTIONS SPREAD	S&P 500 INDEX	N/A	Equity/Index	GOLDMAN SACHS	11/18/2022	11/20/2023	6,002	23,800,010	3,965.34	804,440			905,183		905,183	100,743				95,282	N/A	0002
S&P 500 OPTIONS SPREAD	S&P 500 INDEX	N/A	Equity/Index	GOLDMAN SACHS	12/20/2022	12/20/2023	4,762	18,200,007	3,821.62	613,340			802,863		802,863	189,523				77,392	N/A	0002
S&P 500 OPTIONS SPREAD	S&P 500 INDEX	N/A	Equity/Index	GOLDMAN SACHS	01/20/2023	01/19/2024	6,419	25,499,985	3,972.61		886,762		986,583		986,583	99,821				114,429	N/A	0002
S&P 500 OPTIONS SPREAD	S&P 500 INDEX	N/A	Equity/Index	GOLDMAN SACHS	02/17/2023	02/20/2024	5,639	22,999,990	4,079.09		798,100		751,143		751,143	(46,957)				108,683	N/A	0002
S&P 500 OPTIONS SPREAD	S&P 500 INDEX	N/A	Equity/Index	GOLDMAN SACHS	03/20/2023	03/20/2024	6,377	25,199,992	3,951.57		864,359		949,471		949,471	85,112				124,262	N/A	0002
001999999. Subtotal - Purchased Options - Hedging Effective Excluding Variable Annuity Guarantees Under SSAP No.108 - Call Options and Warrants										5,716,052	2,549,221		8,643,382	XXX	8,643,382	378,109			877,873	XXX	XXX	
007999999. Subtotal - Purchased Options - Hedging Effective Excluding Variable Annuity Guarantees Under SSAP No.108										5,716,052	2,549,221		8,643,382	XXX	8,643,382	378,109			877,873	XXX	XXX	
014999999. Subtotal - Purchased Options - Hedging Effective Variable Annuity Guarantees Under SSAP No.108														XXX							XXX	XXX
021999999. Subtotal - Purchased Options - Hedging Other														XXX							XXX	XXX
028999999. Subtotal - Purchased Options - Replications														XXX							XXX	XXX
035999999. Subtotal - Purchased Options - Income Generation														XXX							XXX	XXX
042999999. Subtotal - Purchased Options - Other														XXX							XXX	XXX
043999999. Total Purchased Options - Call Options and Warrants										5,716,052	2,549,221		8,643,382	XXX	8,643,382	378,109			877,873	XXX	XXX	
044999999. Total Purchased Options - Put Options														XXX							XXX	XXX
045999999. Total Purchased Options - Caps														XXX							XXX	XXX
046999999. Total Purchased Options - Floors														XXX							XXX	XXX
047999999. Total Purchased Options - Collars														XXX							XXX	XXX
048999999. Total Purchased Options - Other														XXX							XXX	XXX
049999999. Total Purchased Options										5,716,052	2,549,221		8,643,382	XXX	8,643,382	378,109			877,873	XXX	XXX	
056999999. Subtotal - Written Options - Hedging Effective Excluding Variable Annuity Guarantees Under SSAP No.108														XXX							XXX	XXX
063999999. Subtotal - Written Options - Hedging Effective Variable Annuity Guarantees Under SSAP No.108														XXX							XXX	XXX
070999999. Subtotal - Written Options - Hedging Other														XXX							XXX	XXX
077999999. Subtotal - Written Options - Replications														XXX							XXX	XXX
084999999. Subtotal - Written Options - Income Generation														XXX							XXX	XXX
091999999. Subtotal - Written Options - Other														XXX							XXX	XXX
092999999. Total Written Options - Call Options and Warrants														XXX							XXX	XXX
093999999. Total Written Options - Put Options														XXX							XXX	XXX
094999999. Total Written Options - Caps														XXX							XXX	XXX
095999999. Total Written Options - Floors														XXX							XXX	XXX
096999999. Total Written Options - Collars														XXX							XXX	XXX
097999999. Total Written Options - Other														XXX							XXX	XXX
098999999. Total Written Options														XXX							XXX	XXX

E06

STATEMENT AS OF MARCH 31, 2023 OF THE GUARDIAN LIFE INSURANCE COMPANY OF AMERICA

SCHEDULE DB - PART A - SECTION 1

Showing all Options, Caps, Floors, Collars, Swaps and Forwards Open as of Current Statement Date

1	2	3	4	5		6	7	8	9	10	11	12	13	14	15	16	17	18	19	20	21	22	23
Description	Description of Item(s) Hedged, Used for Income Generation or Replicated	Schedule/ Exhibit Identifier	Type(s) of Risk(s) (a)	Exchange, Counterparty or Central Clearinghouse	Trade Date	Date of Maturity or Expiration	Number of Contracts	Notional Amount	Strike Price, Rate or Index Received (Paid)	Cumulative Prior Year(s) Initial Cost of Un-discounted Premium (Received) Paid	Current Year Initial Cost of Un-discounted Premium (Received) Paid	Current Year Income	Book/ Adjusted Carrying Value	Code	Fair Value	Unrealized Valuation Increase/ (Decrease)	Total Foreign Exchange Change in B./A.C.V.	Current Year's (Amortization)/ Accretion	Adjustment to Carrying Value of Hedged Item	Potential Exposure	Credit Quality of Reference Entity	Hedge Effectiveness at Inception and at Quarter-end (b)	
TO BUY USD SELL GBP - SL4F56U	Bond Hedge - GBP - G6177#AD5	D PART 1	Currency	BANK OF AMERICA	01/25/2017	05/18/2027		14,670,000	1.2225				(134,400)		388,352	(304,800)				149,141	N/A	0001	
TO BUY USD SELL EUR - SLMH1UUT	Bond Hedge - EUR - L0175#AD4	D PART 1	Currency	BANK OF AMERICA	12/14/2016	12/31/2028		21,190,000	1.0595				(488,000)		(1,463,638)	(268,000)				254,256	N/A	0001	
TO BUY USD SELL CHF - SLL20JT8	Bond Hedge - CHF - Q1297#AJ7	D PART 1	Currency	BANK OF AMERICA	10/08/2015	10/08/2025		20,502,306	1.0251				(1,348,454)		(1,106,709)	(217,440)				162,927	N/A	0001	
TO BUY USD SELL SEK - SL8M340T	Bond Hedge - SEK - W2710@AB6	D PART 1	Currency	BANK OF AMERICA	10/26/2016	10/26/2028		20,000,000	0.1183			119,589	3,756,903		3,816,022	(37,180)				236,180	N/A	0001	
TO BUY USD SELL DKK - SL9K122M	Bond Hedge - DKK - K3380#AH1	D PART 1	Currency	BANK OF AMERICA	06/23/2022	06/23/2032		11,482,704	0.1435			38,784	(159,616)		275,370	(127,040)				174,506	N/A	0001	
TO BUY USD SELL DKK - SL10511U	Bond Hedge - DKK - K3380#AB4	D PART 1	Currency	BANK OF AMERICA	12/15/2016	12/15/2026		24,948,025	0.1485			116,134	499,153		1,134,059	(266,784)				240,342	N/A	0001	
TO BUY USD SELL GBP - SL4K5L1T	Bond Hedge - GBP - G294A@AA7	D PART 1	Currency	BANK OF AMERICA	05/27/2015	05/27/2025		22,671,000	1.5114				4,165,500		4,276,708	(381,000)				166,555	N/A	0001	
TO BUY USD SELL EUR - SLVH0011	Bond Hedge - EUR - B9754*AC1	D PART 1	Currency	BANK OF AMERICA	05/18/2022	05/18/2032		43,292,000	1.0823				(64,000)		2,916,524	(536,000)				654,401	N/A	0001	
TO BUY USD SELL EUR - SLP40Y3L	Bond Hedge - EUR - 479142F#3	D PART 1	Currency	BANK OF AMERICA	06/30/2022	06/30/2032		21,822,000	1.0911				144,000		1,303,942	(268,000)				331,980	N/A	0001	
TO BUY USD SELL CAD - SL5D31QW	Bond Hedge - CAD - G7051*AA8	D PART 1	Currency	BANK OF AMERICA	12/15/2015	12/15/2025		15,031,943	0.7516				234,663		180,157	(41,480)				123,782	N/A	0001	
TO BUY USD SELL EUR - SL6Q3XOE	Bond Hedge - EUR - 24906PB#5	D PART 1	Currency	BANK OF AMERICA	10/27/2016	10/27/2024		3,359,250	1.1198				107,550		136,934	(40,350)				21,100	N/A	0001	
TO BUY USD SELL EUR - SL6Q3XOE	Bond Hedge - EUR - D8286#AA8	D PART 1	Currency	BANK OF AMERICA	10/27/2016	10/27/2024		10,077,750	1.1198				322,650		410,801	(121,050)				63,299	N/A	0001	
TO BUY USD SELL AUD - SLL20SP0	Bond Hedge - AUD - Q0332#AC1	D PART 1	Currency	BANK OF AMERICA	02/18/2016	02/18/2026		4,003,736	0.7065				(21,651)		215,346	54,202	72,538				34,034	N/A	0001
TO BUY USD SELL EUR - SL1S4INW	Bond Hedge - EUR - G7996#AA8	D PART 1	Currency	BANK OF AMERICA	08/17/2017	08/17/2027		20,151,000	1.1195			206,452	640,800		1,527,164	(241,200)				210,950	N/A	0001	
TO BUY USD SELL EUR - SL324B6C	Bond Hedge - EUR - G9006#AJ5	D PART 1	Currency	BANK OF AMERICA	05/04/2016	05/04/2026		16,926,000	1.1284				667,500		1,058,035	(201,000)				148,908	N/A	0001	
TO BUY USD SELL EUR - SLS54EE2	Bond Hedge - EUR - G2616#AM3	D PART 1	Currency	BANK OF AMERICA	09/13/2017	09/13/2027		17,947,200	1.1217				189,785		604,800	(214,400)				189,458	N/A	0001	
TO BUY USD SELL AUD - SL1T3J6C	Bond Hedge - AUD - Q0332#AB3	D PART 1	Currency	BANK OF AMERICA	02/18/2016	02/18/2026		4,003,736	0.7065				(22,101)		215,346	82,116	72,538				27,524	N/A	0001
TO BUY USD SELL EUR - SLORONOV	Bond Hedge - EUR - 92936UA#8	D PART 1	Currency	BANK OF AMERICA	09/28/2022	09/28/2032		16,227,200	1.0142				63,767		(1,115,200)	(294,109)	(214,400)				250,132	N/A	0001
TO BUY USD SELL EUR - SL3V0JME	Bond Hedge - EUR - L8367#AE3	D PART 1	Currency	BANK OF AMERICA	06/25/2015	06/25/2027		22,504,000	1.1252				826,000		1,585,799	(268,000)				231,648	N/A	0001	
TO BUY USD SELL CAD - SL3A38T1	Bond Hedge - CAD - C4931#BC6	D PART 1	Currency	BANK OF AMERICA	09/20/2017	09/20/2027		11,303,693	0.7536				20,692		205,733	163,515	(31,110)				119,583	N/A	0001
TO BUY USD SELL EUR - SL6JNYUP	Bond Hedge - EUR - F1000#AC2	D PART 1	Currency	BANK OF AMERICA	05/31/2023	06/30/2043		27,152,500	1.0861				55,000		149,575	55,000				611,128	N/A	0001	
TO BUY USD SELL EUR - SLLW50NH	Bond Hedge - EUR - G5264#AR0	D PART 1	Currency	BANK OF AMERICA	04/13/2021	04/13/2036		14,299,200	1.1916				1,292,400		3,306,232	(160,800)				258,244	N/A	0001	
TO BUY USD SELL EUR - SL4F556R	Bond Hedge - EUR - C6802#AA0	D PART 1	Currency	BANK OF AMERICA	11/16/2016	11/16/2024		27,737,500	1.1095				640,000		883,195	(335,000)				177,221	N/A	0001	
TO BUY USD SELL CAD - SLB109IM	Bond Hedge - CAD - Q0332#AA5	D PART 1	Currency	BANK OF AMERICA	02/24/2022	06/30/2051		27,506,626	0.7883				(17,412)		1,691,177	(653,204)				731,238	N/A	0001	
TO BUY USD SELL AUD - SLL20SPL	Bond Hedge - AUD - Q0332#AA5	D PART 1	Currency	BANK OF AMERICA	02/18/2016	02/18/2024		4,003,736	0.7065				(22,802)		215,346	131,650	72,538				18,861	N/A	0001
TO BUY USD SELL EUR - SLB618RE	Bond Hedge - EUR - Q1297#AF5	D PART 1	Currency	BANK OF AMERICA	11/12/2014	11/12/2024		25,920,000	1.2960				4,242,000		4,339,952	(268,000)				165,051	N/A	0001	
TO BUY USD SELL EUR - SL24082F	Bond Hedge - EUR - N2105@AA1	D PART 1	Currency	BANK OF AMERICA	06/29/2022	06/29/2032		15,278,200	1.0913				103,600		1,316,601	(187,600)				232,394	N/A	0001	
TO BUY USD SELL CAD - SLPU1FJM	Bond Hedge - CAD - C5793#AK9	D PART 1	Currency	BANK OF AMERICA	10/23/2018	10/23/2030		20,088,389	0.8035				1,591,789		1,295,109	(51,850)				276,350	N/A	0001	
TO BUY USD SELL EUR - SLMH2UYA	Bond Hedge - EUR - L9619@AB5	D PART 1	Currency	BANK OF AMERICA	10/28/2020	10/29/2035		19,362,750	1.1735				1,478,400		2,779,683	(221,100)				343,505	N/A	0001	

E06.1

STATEMENT AS OF MARCH 31, 2023 OF THE GUARDIAN LIFE INSURANCE COMPANY OF AMERICA

SCHEDULE DB - PART A - SECTION 1

Showing all Options, Caps, Floors, Collars, Swaps and Forwards Open as of Current Statement Date

1	2	3	4	5	6	7	8	9	10	11	12	13	14	15	16	17	18	19	20	21	22	23
Description	Description of Item(s) Hedged, Used for Income Generation or Replicated	Schedule/ Exhibit Identifier	Type(s) of Risk(s) (a)	Exchange, Counterparty or Central Clearinghouse	Trade Date	Date of Maturity or Expiration	Number of Contracts	Notional Amount	Strike Price, Rate or Index Received (Paid)	Cumulative Prior Year(s) Initial Cost of Un-discounted Premium (Received) Paid	Current Year Initial Cost of Un-discounted Premium (Received) Paid	Current Year Income	Book/ Adjusted Carrying Value	Code	Fair Value	Unrealized Valuation Increase/ (Decrease)	Total Foreign Exchange Change in B./A.C.V.	Current Year's (Amortization)/ Accretion	Adjustment to Carrying Value of Hedged Item	Potential Exposure	Credit Quality of Reference Entity	Hedge Effectiveness at Inception and at Quarter-end (b)
TO BUY USD SELL AUD - SL405YCB	Bond Hedge - AUD - 09469*AB3	D PART 1	Currency	BANK OF AMERICA	04/15/2021	04/15/2036		19,175,000	0.7670				2,462,500		3,242,942	320,000				346,374	N/A	0001
TO BUY USD SELL GBP - SLOF112L	Bond Hedge - GBP - G6750*AC6	D PART 1	Currency	BANK OF AMERICA	04/29/2015	04/29/2025		20,026,500	1.5405				3,988,400		4,102,083	(330,200)				144,489	N/A	0001
TO BUY USD SELL GBP - SLPW0WCT	Bond Hedge - GBP - G6970*AJ5	D PART 1	Currency	BANK OF AMERICA	06/27/2016	01/31/2027		17,516,400	1.4597			82,386	2,712,000		3,041,584	(304,800)				171,649	N/A	0001
TO BUY USD SELL GBP - SL6J9H0V	Bond Hedge - GBP - G5600#AA0	D PART 1	Currency	BANK OF AMERICA	09/21/2016	09/21/2023		22,715,000	1.2980			141,289	1,125,250		1,166,884	(444,500)				78,417	N/A	0001
TO BUY USD SELL GBP - SLK70GC3	Bond Hedge - GBP - G6750*AG7	D PART 1	Currency	BANK OF AMERICA	08/22/2023	08/22/2033		8,467,200	1.2096				(168,700)		118,405	(168,700)				136,547	N/A	0001
TO BUY USD SELL GBP - SLK802JL	Bond Hedge - GBP - G6596#AA4	D PART 1	Currency	BANK OF AMERICA	12/08/2022	12/08/2032		26,687,500	1.0675				(4,155,000)		(6,153,939)	(635,000)				415,559	N/A	0001
TO BUY USD SELL GBP - SL4F4DKN	Bond Hedge - GBP - G1745*AR2	D PART 1	Currency	BANK OF AMERICA	12/18/2014	12/20/2029		19,270,800	1.6059				4,466,400		5,269,933	(304,800)				249,941	N/A	0001
TO BUY USD SELL GBP - SL3X3B15	Bond Hedge - GBP - G2616#AA1	D PART 1	Currency	BANK OF AMERICA	11/10/2016	11/10/2026		11,072,700	1.2303				(30,600)		327,313	(228,600)				105,284	N/A	0001
TO BUY USD SELL GBP - SL3H72PJ	Bond Hedge - GBP - G3225*AE6	D PART 1	Currency	BANK OF AMERICA	07/27/2022	07/27/2027		9,604,000	1.2005			22,148	(265,600)		38,564	(203,200)				99,877	N/A	0001
TO BUY USD SELL GBP - SL33301E	Bond Hedge - GBP - G3663#AB7	D PART 1	Currency	BANK OF AMERICA	11/21/2016	11/21/2028		18,301,500	1.2201				(204,000)		684,694	(381,000)				217,498	N/A	0001
TO BUY USD SELL GBP - SL4H3N9A	Bond Hedge - GBP - G0566*AD1	D PART 1	Currency	BANK OF AMERICA	01/06/2017	01/06/2027		7,449,000	1.2415			35,679	46,800		329,627	(152,400)				72,342	N/A	0001
TO BUY USD SELL GBP - SL394PK7	Bond Hedge - GBP - G7178*AB0	D PART 1	Currency	BANK OF AMERICA	08/13/2020	12/31/2029		6,891,826	1.2230				(60,297)		(590,455)	(143,289)				89,586	N/A	0001
TO BUY USD SELL GBP - SL324CSF	Bond Hedge - GBP - G3663#AA9	D PART 1	Currency	BANK OF AMERICA	07/20/2016	07/20/2028		22,077,000	1.4718				3,571,500		4,090,688	(381,000)				254,355	N/A	0001
TO BUY USD SELL GBP - SL4H3N94	Bond Hedge - GBP - G2616#AA1	D PART 1	Currency	BANK OF AMERICA	12/15/2016	12/15/2026		4,966,000	1.2415				31,200		216,723	(101,600)				47,841	N/A	0001
TO BUY USD SELL GBP - SL214PJ1	Bond Hedge - CHF - 116794B06	D PART 1	Currency	BANK OF AMERICA	07/27/2022	07/27/2027		8,403,500	1.2005			19,379	(232,400)		33,744	(177,800)				87,393	N/A	0001
TO BUY USD SELL CHF - SL394K9F	Bond Hedge - JPY - J0835#AM9	D PART 1	Currency	BARC	12/11/2019	12/11/2029		12,024,048	1.0020				(1,086,408)		(723,315)	(130,464)				155,665	N/A	0001
TO BUY USD SELL JPY - SL5D4LGO	Bond Hedge - SEK - W7000#AB2	D PART 1	Currency	BARC	08/22/2019	08/22/2029		24,953,789	0.0092			340,410	4,630,889		3,240,984	270,000				315,643	N/A	0001
TO BUY USD SELL SEK - SLA21PZU	Bond Hedge - EUR - N8505#AA2	D PART 1	Currency	BARC	01/21/2020	01/23/2032		29,834,843	0.1066			219,386	2,923,203		4,570,062	(61,600)				443,073	N/A	0001
TO BUY USD SELL EUR - SL70001C	Bond Hedge - EUR - G56SEF7VJP5170UK5573	D PART 1	Currency	BARC	01/24/2019	01/24/2029		17,104,500	1.1403			226,024	846,000		2,379,313	(201,000)				206,403	N/A	0001
TO BUY USD SELL EUR - SLY015CX	Bond Hedge - EUR - G2687*AB5	D PART 1	Currency	BARC	03/31/2022	03/31/2032		16,722,000	1.1148			149,946	463,500		1,773,414	(201,000)				250,945	N/A	0001
TO BUY USD SELL EUR - SLO0GLX	Bond Hedge - EUR - G4936#AC6	D PART 1	Currency	BARC	03/02/2022	03/02/2034		10,206,000	1.1340			85,431	450,900		1,264,031	(120,600)				168,698	N/A	0001
TO BUY USD SELL AUD - SL394TSP	Bond Hedge - EUR - G5011#AE4	D PART 1	Currency	BARC	08/10/2021	08/10/2033		19,175,000	0.7670			(593)	2,462,500		2,973,325	320,000				308,739	N/A	0001
TO BUY USD SELL EUR - SL3941VJ	Bond Hedge - EUR - G7605#AA1	D PART 1	Currency	BARC	10/17/2017	10/18/2032		22,739,182	1.1911				2,046,545		3,119,693	(19,091)				351,519	N/A	0001
TO BUY USD SELL EUR - SL10655H	Bond Hedge - EUR - G7996#AG5	D PART 1	Currency	BARC	10/23/2020	10/23/2035		15,981,000	1.1415				806,400		1,647,934	(187,600)				283,326	N/A	0001
TO BUY USD SELL EUR - SL4R031U	Bond Hedge - EUR - O38336F*9	D PART 1	Currency	BARC	07/19/2017	07/19/2024		17,136,000	1.1424			184,771	877,500		984,986	(201,000)				97,845	N/A	0001
TO BUY USD SELL EUR - SL7005MW	Bond Hedge - EUR - F2977#AA3	D PART 1	Currency	BARC	04/24/2019	04/24/2029		39,270,000	1.1220				1,333,500		4,743,311	(469,000)				483,804	N/A	0001
TO BUY USD SELL EUR - SL9427VR	Bond Hedge - EUR - O3063#AE4	D PART 1	Currency	BARC	12/30/2020	01/07/2033		23,398,000	1.1699				193,594		1,720,000	(268,000)				365,878	N/A	0001
TO BUY USD SELL EUR - SL7005MT	Bond Hedge - EUR - F1068#AH0	D PART 1	Currency	BARC	05/02/2019	05/02/2029		16,836,000	1.1224				577,500		1,592,882	(201,000)				207,793	N/A	0001
TO BUY USD SELL EUR - SLPW2CJL	Bond Hedge - EUR - F3152*AL8	D PART 1	Currency	BARC	03/24/2022	07/10/2037		27,705,000	1.1082			202,694	607,500		2,925,814	(335,000)				523,611	N/A	0001

STATEMENT AS OF MARCH 31, 2023 OF THE GUARDIAN LIFE INSURANCE COMPANY OF AMERICA

SCHEDULE DB - PART A - SECTION 1

Showing all Options, Caps, Floors, Collars, Swaps and Forwards Open as of Current Statement Date

1	2	3	4	5	6	7	8	9	10	11	12	13	14	15	16	17	18	19	20	21	22	23
Description	Description of Item(s) Hedged, Used for Income Generation or Replicated	Schedule/ Exhibit Identifier	Type(s) of Risk(s) (a)	Exchange, Counterparty or Central Clearinghouse	Trade Date	Date of Maturity or Expiration	Number of Contracts	Notional Amount	Strike Price, Rate or Index Received (Paid)	Cumulative Prior Year(s) Initial Cost of Un-discounted Premium (Received) Paid	Current Year Initial Cost of Un-discounted Premium (Received) Paid	Current Year Income	Book/ Adjusted Carrying Value	Code	Fair Value	Unrealized Valuation Increase/ (Decrease)	Total Foreign Exchange Change in B./A.C.V.	Current Year's (Amortization)/ Accretion	Adjustment to Carrying Value of Hedged Item	Potential Exposure	Credit Quality of Reference Entity	Hedge Effectiveness at Inception and at Quarter-end (b)
TO BUY USD SELL EUR - SLR0RKEV	Bond Hedge - EUR - 40637CC#5	D PART 1	Currency	BARC	07/12/2022	07/12/2032		9,793,800	1.0882			85,334	38,700		557,035	(120,600)				149,258	N/A	0001
TO BUY USD SELL AUD - SLYH02RR	Bond Hedge - AUD - Q8048#AA3	D PART 1	Currency	BARC	05/21/2019	03/31/2042		53,235,834	0.7090			44,311	3,040,975		5,954,028	2,511,039				1,160,666	N/A	0001
TO BUY USD SELL EUR - SL4R0ZYF	Bond Hedge - EUR - L8367#A68	D PART 1	Currency	BARC	07/23/2021	07/23/2031		18,142,500	1.2095			164,357	1,884,000		2,966,728	(183,000)				261,620	N/A	0001
TO BUY USD SELL EUR - SLP81R3R	Bond Hedge - EUR - F1000#AA6	D PART 1	Currency	BARC	09/04/2019	09/05/2034		29,559,907	1.1151			367,568	827,074		4,454,528	(47,715)				499,927	N/A	0001
TO BUY USD SELL AUD - SL6K6BJF	Bond Hedge - AUD - Q4822#AA4	D PART 1	Currency	BARC	08/28/2019	08/28/2029		20,027,400	0.6906			25,197	640,900		1,215,188	371,200				253,654	N/A	0001
TO BUY USD SELL GBP - SLA12096	Bond Hedge - GBP - G2962#AC5	D PART 1	Currency	BARC	01/21/2021	01/21/2033		16,302,000	1.3585			74,064	1,497,600		2,314,516	(304,800)				255,416	N/A	0001
TO BUY USD SELL GBP - SLA213KY	Bond Hedge - GBP - G5560#AC6	D PART 1	Currency	BARC	08/17/2017	08/17/2029		45,885,000	1.3110			348,580	2,705,500		5,481,992	(889,000)				579,783	N/A	0001
TO BUY USD SELL GBP - SLW12HG	Bond Hedge - GBP - G1591#BG6	D PART 1	Currency	BARC	06/29/2023	06/29/2030		25,991,700	1.2377				84,000		151,824	84,000				349,974	N/A	0001
TO BUY USD SELL GBP - SLW12HG	Bond Hedge - GBP - G1591#BG6	D PART 1	Currency	BARC	05/14/2020	05/14/2030		9,108,400	1.3012				472,500		922,806	(177,800)				121,573	N/A	0001
TO BUY USD SELL GBP - SLW12HG	Bond Hedge - GBP - G7997#AK7	D PART 1	Currency	BARC	02/26/2018	02/26/2033		28,382,000	1.4191			266,391	3,708,000		6,894,400	(508,000)				446,911	N/A	0001
TO BUY USD SELL GBP - SLLB01PH	Bond Hedge - GBP - G0691#AC1	D PART 1	Currency	BARC	05/20/2020	05/20/2032		29,605,600	1.2872				1,230,500		2,989,981	(584,200)				447,652	N/A	0001
TO BUY USD SELL GBP - SLYH01LS	Bond Hedge - GBP - G1746#AB2	D PART 1	Currency	BARC	03/19/2019	03/19/2031		23,094,000	1.2830			176,654	887,400		3,144,283	(457,200)				326,039	N/A	0001
TO BUY USD SELL GBP - SL9K0TRJ	Bond Hedge - GBP - G5600#AM2	D PART 1	Currency	BARC	06/16/2021	06/16/2036		11,816,700	1.3902			77,485	1,330,250		2,384,307	(215,900)				214,839	N/A	0001
TO BUY USD SELL GBP - SLW12HG	Bond Hedge - GBP - G1320#AC8	D PART 1	Currency	BARC	09/23/2021	09/23/2033		12,593,700	1.3993			59,911	1,490,400		2,073,039	(228,600)				203,948	N/A	0001
TO BUY USD SELL GBP - SLEH00SZ	Bond Hedge - GBP - G6428#AA8	D PART 1	Currency	BARC	01/15/2019	01/15/2031		24,283,900	1.2781				843,600		3,403,237	(482,600)				339,106	N/A	0001
TO BUY USD SELL GBP - SL8J2SMG	Bond Hedge - GBP - G9766#AE4	D PART 1	Currency	BARC	08/16/2017	08/16/2027		19,395,000	1.2930			138,497	889,500		1,951,286	(381,000)				202,973	N/A	0001
TO BUY USD SELL GBP - SL3942KZ	Bond Hedge - GBP - G2686#AC2	D PART 1	Currency	BARC	11/15/2017	11/15/2032		27,497,400	1.3094				1,589,700		3,583,262	(533,400)				426,777	N/A	0001
TO BUY USD SELL GBP - SL473R00	Bond Hedge - GBP - G7178#AF1	D PART 1	Currency	BARC	04/16/2019	04/16/2028		5,370,827	1.2943				251,466		445,052	(209,731)				60,343	N/A	0001
TO BUY USD SELL GBP - SLKW0NMU	Bond Hedge - GBP - G9369#AA7	D PART 1	Currency	BARC	11/30/2021	03/31/2043		26,550,401	1.3431			139,585	2,162,619		4,151,746	(261,355)				593,888	N/A	0001
TO BUY USD SELL GBP - SL4H4LDJ	Bond Hedge - GBP - G2685#AL3	D PART 1	Currency	BARC	11/05/2020	11/22/2035		19,707,000	1.3138				1,201,500		1,937,360	(381,000)				350,524	N/A	0001
TO BUY USD SELL GBP - SLK0TRG	Bond Hedge - GBP - G5600#AM4	D PART 1	Currency	BARC	04/28/2021	04/28/2036		11,816,700	1.3902			76,747	1,330,250		2,363,749	(215,900)				213,746	N/A	0001
TO BUY USD SELL EUR - SLQ612JY	Bond Hedge - EUR - G7605#AA1	D PART 1	Currency	BARC	10/17/2017	10/18/2032		4,331,273	1.1911				389,818		594,227	(3,636)				66,956	N/A	0001
TO BUY USD SELL GBP - SL405YC5	Bond Hedge - GBP - B1000#AA0	D PART 1	Currency	BARC	03/03/2021	03/03/2028		23,324,000	1.3720			109,934	2,351,100		3,070,046	(431,800)				258,906	N/A	0001
TO BUY USD SELL GBP - SLK700TV	Bond Hedge - GBP - G1151#AA2	D PART 1	Currency	BARC	02/17/2021	02/17/2028		17,205,500	1.3235			54,760	1,167,400		1,556,841	(330,200)				190,190	N/A	0001
TO BUY USD SELL NOK - SL8J2SHB	Bond Hedge - NOK - R3000#AE1	D PART 1	Currency	JPMO	07/27/2017	07/27/2027		29,157,989	0.1190			144,744	5,768,329		5,741,970	1,600,585				303,230	N/A	0001
TO BUY USD SELL JPY - SL9K12AD	Bond Hedge - JPY - 74346#B#2	D PART 1	Currency	JPMO	07/26/2022	07/26/2032		29,266,790	0.0077			495,369	664,190		1,116,893	380,000				446,948	N/A	0001
TO BUY USD SELL EUR - SL4W61F	Bond Hedge - EUR - 78645#B#1	D PART 1	Currency	JPMO	10/29/2019	10/29/2026		19,882,800	1.1046				372,600		1,171,610	(241,200)				188,194	N/A	0001
TO BUY USD SELL EUR - SL6K1C89	Bond Hedge - EUR - L4801#AA8	D PART 1	Currency	JPMO	07/13/2022	07/13/2027		10,530,000	1.0530			76,885	(309,000)		(37,148)	(134,000)				109,021	N/A	0001
TO BUY USD SELL EUR - SL1T40GP	Bond Hedge - EUR - L0175#AE2	D PART 1	Currency	JPMO	10/29/2019	09/30/2031		9,850,500	1.0945			104,123	95,400		1,067,815	(120,600)				143,652	N/A	0001

E06.3

STATEMENT AS OF MARCH 31, 2023 OF THE GUARDIAN LIFE INSURANCE COMPANY OF AMERICA

SCHEDULE DB - PART A - SECTION 1

Showing all Options, Caps, Floors, Collars, Swaps and Forwards Open as of Current Statement Date

1	2	3	4	5	6	7	8	9	10	11	12	13	14	15	16	17	18	19	20	21	22	23
Description	Description of Item(s) Hedged, Used for Income Generation or Replicated	Schedule/ Exhibit Identifier	Type(s) of Risk(s) (a)	Exchange, Counterparty or Central Clearinghouse	Trade Date	Date of Maturity or Expiration	Number of Contracts	Notional Amount	Strike Price, Rate or Index Received (Paid)	Cumulative Prior Year(s) Initial Cost of Un-discounted Premium (Received) Paid	Current Year Initial Cost of Un-discounted Premium (Received) Paid	Current Year Income	Book/ Adjusted Carrying Value	Code	Fair Value	Unrealized Valuation Increase/ (Decrease)	Total Foreign Exchange Change in B./A.C.V.	Current Year's (Amortization)/ Accretion	Adjustment to Carrying Value of Hedged Item	Potential Exposure	Credit Quality of Reference Entity	Hedge Effectiveness at Inception and at Quarter-end (b)
TO BUY USD SELL EUR - SLPU290G	Bond Hedge - EUR - B7000*AD5	D PART 1	Currency	JPMO 7H6GLXDRUGUFU57RNE97	06/23/2021	06/23/2036		19,050,400	1.1907				1,708,000		4,406,676	(214,400)				346,606	N/A	0001
TO BUY USD SELL EUR - SL40306F	Bond Hedge - EUR - 48021PA*9	D PART 1	Currency	JPMO 7H6GLXDRUGUFU57RNE97	06/27/2017	06/27/2027		22,530,000	1.1265				852,000		1,821,285	(268,000)				232,065	N/A	0001
TO BUY USD SELL EUR - SLLB01PE	Bond Hedge - EUR - G49368AB8	D PART 1	Currency	JPMO 7H6GLXDRUGUFU57RNE97	05/19/2020	05/19/2032		12,984,000	1.0820				(22,800)		1,198,133	(160,800)				196,295	N/A	0001
TO BUY USD SELL EUR - SLZE0TNY	Bond Hedge - EUR - F9731FAK3	D PART 1	Currency	JPMO 7H6GLXDRUGUFU57RNE97	02/15/2022	11/30/2036		13,974,600	1.1646				967,800		2,457,584	(160,800)				258,430	N/A	0001
TO BUY USD SELL EUR - SLGROCXD	Bond Hedge - EUR - N7660FAZ0	D PART 1	Currency	JPMO 7H6GLXDRUGUFU57RNE97	06/08/2022	06/08/2034		37,373,000	1.0678				(563,500)		1,976,631	(469,000)				625,293	N/A	0001
TO BUY USD SELL EUR - SLK70323	Bond Hedge - EUR - F8494AC0	D PART 1	Currency	JPMO 7H6GLXDRUGUFU57RNE97	04/14/2021	04/14/2031		23,824,000	1.1912				2,146,000		4,038,825	(268,000)				337,844	N/A	0001
TO BUY USD SELL EUR - SLEH0U68	Bond Hedge - EUR - N52698AB4	D PART 1	Currency	JPMO 7H6GLXDRUGUFU57RNE97	08/20/2021	08/20/2031		35,199,000	1.1733			317,484	2,682,000		4,921,920	(402,000)				509,916	N/A	0001
TO BUY USD SELL EUR - SLGROCXA	Bond Hedge - EUR - B7000*AH6	D PART 1	Currency	JPMO 7H6GLXDRUGUFU57RNE97	06/15/2022	06/15/2032		42,668,000	1.0667			370,318	(688,000)		1,921,239	(536,000)				647,670	N/A	0001
TO BUY USD SELL AUD - SLYN19VZ	Bond Hedge - AUD - Q2600AE0	D PART 1	Currency	JPMO 7H6GLXDRUGUFU57RNE97	01/12/2022	01/12/2032		21,813,000	0.7271			(81,812)	1,758,000		1,259,025	384,000				323,388	N/A	0001
TO BUY USD SELL EUR - SLOG17Z0	Bond Hedge - EUR - B9550AA9	D PART 1	Currency	JPMO 7H6GLXDRUGUFU57RNE97	12/07/2017	12/07/2027		31,995,000	1.0665				(522,000)		1,342,861	(402,000)				346,464	N/A	0001
TO BUY USD SELL EUR - SLPU290D	Bond Hedge - EUR - B7000*AA1	D PART 1	Currency	JPMO 7H6GLXDRUGUFU57RNE97	04/27/2021	04/27/2031		5,953,250	1.1907				533,750		1,005,797	(67,000)				84,609	N/A	0001
TO BUY USD SELL CAD - SLYW00M6	Bond Hedge - CAD - 39072FAB3	D PART 1	Currency	JPMO 7H6GLXDRUGUFU57RNE97	12/19/2022	11/30/2029		14,134,829	0.7314			19,081	(164,191)		(78,188)	(35,759)				182,580	N/A	0001
TO BUY USD SELL AUD - SL4F5156	Bond Hedge - AUD - G5011AB0	D PART 1	Currency	JPMO 7H6GLXDRUGUFU57RNE97	08/10/2017	08/11/2027		22,644,000	0.7548			(44,004)	2,589,000		2,003,641	384,000				236,603	N/A	0001
TO BUY USD SELL EUR - SL6J30XX	Bond Hedge - EUR - 887389E89	D PART 1	Currency	JPMO 7H6GLXDRUGUFU57RNE97	09/07/2017	09/07/2027		12,930,500	1.1755			139,633	1,007,600		1,556,045	(147,400)				136,248	N/A	0001
TO BUY USD SELL AUD - SL334PWO	Bond Hedge - AUD - Q3973*AA7	D PART 1	Currency	JPMO 7H6GLXDRUGUFU57RNE97	06/24/2019	07/01/2024		24,237,500	0.6925			58,490	840,000		660,719	448,000				135,751	N/A	0001
TO BUY USD SELL GBP - SLOW02M6	Bond Hedge - GBP - G2730AF9	D PART 1	Currency	JPMO 7H6GLXDRUGUFU57RNE97	01/31/2019	01/31/2029		12,767,000	1.2767			109,763	430,000		1,584,398	(254,000)				154,315	N/A	0001
TO BUY USD SELL GBP - SL54555R	Bond Hedge - GBP - 756109A*5	D PART 1	Currency	JPMO 7H6GLXDRUGUFU57RNE97	05/20/2019	05/22/2034		29,890,800	1.2996				1,515,700		4,684,286	(584,200)				499,066	N/A	0001
TO BUY USD SELL GBP - SLFH044J	Bond Hedge - GBP - G9075*AA2	D PART 1	Currency	JPMO 7H6GLXDRUGUFU57RNE97	02/28/2019	02/28/2028		38,367,000	1.2789			345,116	1,356,000		4,392,311	(762,000)				425,416	N/A	0001
TO BUY USD SELL GBP - SLY00C88	Bond Hedge - GBP - G6462*AC5	D PART 1	Currency	JPMO 7H6GLXDRUGUFU57RNE97	11/28/2018	11/28/2033		19,746,000	1.3164				1,240,500		3,795,247	(381,000)				322,520	N/A	0001
TO BUY USD SELL GBP - SLEH022R	Bond Hedge - GBP - G6970*AY2	D PART 1	Currency	JPMO 7H6GLXDRUGUFU57RNE97	06/30/2022	06/30/2034		6,790,000	1.3580			32,470	621,500		962,461	(127,000)				113,910	N/A	0001
TO BUY USD SELL GBP - SL324LDX	Bond Hedge - GBP - G0827#BK5	D PART 1	Currency	JPMO 7H6GLXDRUGUFU57RNE97	08/22/2017	08/23/2027		19,467,000	1.2978			144,438	961,500		2,080,657	(381,000)				204,172	N/A	0001
TO BUY USD SELL GBP - SL325X57	Bond Hedge - GBP - 756109B*4	D PART 1	Currency	JPMO 7H6GLXDRUGUFU57RNE97	06/30/2022	06/30/2032		26,346,000	1.3173				1,672,000		3,187,752	(508,000)				400,804	N/A	0001
TO BUY USD SELL GBP - SL4H9V0D	Bond Hedge - GBP - G7737#AC8	D PART 1	Currency	JPMO 7H6GLXDRUGUFU57RNE97	03/14/2018	03/14/2030		18,577,000	1.4290				170,692		2,538,900	(330,200)				245,028	N/A	0001
TO BUY USD SELL GBP - SLMH2DU0	Bond Hedge - GBP - G82798AA6	D PART 1	Currency	JPMO 7H6GLXDRUGUFU57RNE97	09/16/2019	09/16/2031		13,164,000	1.3164			98,606	827,000		2,041,988	(254,000)				191,541	N/A	0001
TO BUY USD SELL GBP - SLFH0N60	Bond Hedge - GBP - G4569#AB0	D PART 1	Currency	JPMO 7H6GLXDRUGUFU57RNE97	09/16/2021	09/16/2036		15,242,700	1.3857			89,238	1,672,000		2,788,957	(279,400)				279,756	N/A	0001
TO BUY USD SELL EUR - SL33546M	Bond Hedge - EUR - D5472#AJ9	D PART 1	Currency	JPMO 7H6GLXDRUGUFU57RNE97	01/28/2021	01/28/2026		17,503,500	1.1669			105,451	1,245,000		1,261,561	(201,000)				147,302	N/A	0001
1039999999. Subtotal - Swaps - Hedging Effective Excluding Variable Annuity Guarantees Under SSAP No.108 - Other												7,479,238	118,362,998	XXX	215,039,229	(18,724,403)				30,034,102	XXX	XXX
1049999999. Subtotal - Swaps - Hedging Effective Excluding Variable Annuity Guarantees Under SSAP No.108												7,479,238	118,362,998	XXX	215,039,229	(18,724,403)				30,034,102	XXX	XXX
1109999999. Subtotal - Swaps - Hedging Effective Variable Annuity Guarantees Under SSAP No.108														XXX							XXX	XXX
1169999999. Subtotal - Swaps - Hedging Other														XXX							XXX	XXX
1229999999. Subtotal - Swaps - Replication														XXX							XXX	XXX

E06.4

STATEMENT AS OF MARCH 31, 2023 OF THE GUARDIAN LIFE INSURANCE COMPANY OF AMERICA

SCHEDULE DB - PART A - SECTION 1

Showing all Options, Caps, Floors, Collars, Swaps and Forwards Open as of Current Statement Date

1	2	3	4	5	6	7	8	9	10	11	12	13	14	15	16	17	18	19	20	21	22	23			
Description	Description of Item(s) Hedged, Used for Income Generation or Replicated	Schedule/ Exhibit Identifier	Type(s) of Risk(s) (a)	Exchange, Counterparty or Central Clearinghouse	Trade Date	Date of Maturity or Expiration	Number of Contracts	Notional Amount	Strike Price, Rate or Index Received (Paid)	Cumulative Prior Year(s) Initial Cost of Un-discounted Premium (Received) Paid	Current Year Initial Cost of Un-discounted Premium (Received) Paid	Current Year Income	Book/ Adjusted Carrying Value	Code	Fair Value	Unrealized Valuation Increase/ (Decrease)	Total Foreign Exchange Change in B./A.C.V.	Current Year's (Amortization)/ Accretion	Adjustment to Carrying Value of Hedged Item	Potential Exposure	Credit Quality of Reference Entity	Hedge Effectiveness at Inception and at Quarter-end (b)			
1289999999	Subtotal - Swaps - Income Generation														XXX								XXX	XXX	
1349999999	Subtotal - Swaps - Other														XXX									XXX	XXX
1359999999	Total Swaps - Interest Rate														XXX									XXX	XXX
1369999999	Total Swaps - Credit Default														XXX									XXX	XXX
1379999999	Total Swaps - Foreign Exchange														XXX									XXX	XXX
1389999999	Total Swaps - Total Return														XXX									XXX	XXX
1399999999	Total Swaps - Other												7,479,238	118,362,998	XXX	215,039,229	(18,724,403)				30,034,102	XXX	XXX		
1409999999	Total Swaps												7,479,238	118,362,998	XXX	215,039,229	(18,724,403)				30,034,102	XXX	XXX		
1479999999	Subtotal - Forwards														XXX									XXX	XXX
1509999999	Subtotal - SSAP No. 108 Adjustments														XXX									XXX	XXX
1689999999	Subtotal - Hedging Effective Excluding Variable Annuity Guarantees Under SSAP No.108										5,716,052	2,549,221	7,479,238	127,006,380	XXX	223,682,611	(18,346,294)					30,911,975	XXX	XXX	
1699999999	Subtotal - Hedging Effective Variable Annuity Guarantees Under SSAP No.108														XXX									XXX	XXX
1709999999	Subtotal - Hedging Other														XXX									XXX	XXX
1719999999	Subtotal - Replication														XXX									XXX	XXX
1729999999	Subtotal - Income Generation														XXX									XXX	XXX
1739999999	Subtotal - Other														XXX									XXX	XXX
1749999999	Subtotal - Adjustments for SSAP No. 108 Derivatives														XXX									XXX	XXX
1759999999	Totals										5,716,052	2,549,221	7,479,238	127,006,380	XXX	223,682,611	(18,346,294)					30,911,975	XXX	XXX	

(a)

Code	Description of Hedged Risk(s)

(b)

Code	Financial or Economic Impact of the Hedge at the End of the Reporting Period
0001	HEDGE CURRENCY RISK OF PRIVATE PLACEMENT BONDS
0002	DIVIDEND LIABILITY

E06.5

STATEMENT AS OF MARCH 31, 2023 OF THE GUARDIAN LIFE INSURANCE COMPANY OF AMERICA

SCHEDULE DB - PART B - SECTION 1

Futures Contracts Open as of the Current Statement Date

1	2	3	4	5	6	7	8	9	10	11	12	13	14	Highly Effective Hedges			18	19	20	21	22
														15	16	17					
Ticker Symbol	Number of Contracts	Notional Amount	Description	Description of Item(s) Hedged, Used for Income Generation or Replicated	Schedule/ Exhibit Identifier	Type(s) of Risk(s) (a)	Date of Maturity or Expiration	Exchange	Trade Date	Transaction Price	Reporting Date Price	Fair Value	Book/ Adjusted Carrying Value	Cumulative Variation Margin	Deferred Variation Margin	Change in Variation Margin Gain (Loss) Used to Adjust Basis of Hedged Item	Cumulative Variation Margin for All Other Hedges	Change in Variation Margin Gain (Loss) Recognized in Current Year	Potential Exposure	Hedge Effectiveness at Inception and at Quarter-end (b)	Value of One (1) Point
ESM3	693	143,373,038	JUN 2023 S&P EMINI FUTURES	COMPANY PLAN HEDGE	LIABILITIES	Equity/Index	.06/16/2023	CME	LCZ7XYGSLJUHFXNXD90	.03/13/2023	3,895.6000	4,137.7500	2,001,038			8,390,498	8,390,498		7,761,600	99/99	50
FAM3	136	34,403,920	JUN 2023 S&P MID 400 MINI FUTURES	COMPANY PLAN HEDGE	LIABILITIES	Equity/Index	.06/16/2023	CME	LCZ7XYGSLJUHFXNXD90	.03/13/2023	2,471.1100	2,529.7000	605,200			796,810	796,810		1,958,400	100/100	100
RTYM3	363	32,915,025	JUN 2023 RUSSELL 2000 EMINI FUTURES	COMPANY PLAN HEDGE	LIABILITIES	Equity/Index	.06/16/2023	CME	LCZ7XYGSLJUHFXNXD90	.03/13/2023	1,786.5300	1,813.5000	606,210			489,535	489,535		2,250,600	100/100	50
MFSM3	320	33,544,000	JUN 2023 MINI MSCI EAFE INDEX FUTURES	COMPANY PLAN HEDGE	LIABILITIES	Equity/Index	.06/16/2023	ICE	T330E4AS4QXXS2T7X50	.03/13/2023	2,010.1300	2,096.5000	(43,080)			1,381,900	1,381,900		1,104,960	99/98	50
MESM3	359	17,869,225	EMRG MKT FUTURES	COMPANY PLAN HEDGE	LIABILITIES	Equity/Index	.06/16/2023	ICE	T330E4AS4QXXS2T7X50	.03/13/2023	963.4200	995.5000	140,800			575,865	575,865		625,378	98/97	50
1519999999. Subtotal - Long Futures - Hedging Effective Excluding Variable Annuity Guarantees Under SSAP No.108												3,310,168			11,634,608	11,634,608		13,700,938	XXX	XXX	
1579999999. Subtotal - Long Futures												3,310,168			11,634,608	11,634,608		13,700,938	XXX	XXX	
TYM3	1,280	147,100,000	US 10YR NOTE FUTURES	FUNDING AGREEMENT	SCH D1	Interest Rate	.06/21/2023	CBT	LCZ7XYGSLJUHFXNXD88	.02/21/2023	112.6000	114.9200	(428,740)	(3,306,593)		(3,306,593)			2,880,000	0002	1,000
FYM3	3,597	393,899,602	US 5YR NOTE FUTURES	FUNDING AGREEMENT	SCH D1	Interest Rate	.06/30/2023	CBT	LCZ7XYGSLJUHFXNXD88	.02/21/2023	107.7400	109.5100	(814,945)	3,815,936		3,815,936			6,114,900	0002	1,000
1589999999. Subtotal - Short Futures - Hedging Effective Excluding Variable Annuity Guarantees Under SSAP No.108												(1,243,685)	509,343		509,343		8,994,900	XXX	XXX		
1649999999. Subtotal - Short Futures												(1,243,685)	509,343		509,343		8,994,900	XXX	XXX		
1679999999. Subtotal - SSAP No. 108 Adjustments																		XXX	XXX		
1689999999. Subtotal - Hedging Effective Excluding Variable Annuity Guarantees Under SSAP No.108												2,066,482	509,343		12,143,951	11,634,608		22,695,838	XXX	XXX	
1699999999. Subtotal - Hedging Effective Variable Annuity Guarantees Under SSAP No.108																		XXX	XXX		
1709999999. Subtotal - Hedging Other																		XXX	XXX		
1719999999. Subtotal - Replication																		XXX	XXX		
1729999999. Subtotal - Income Generation																		XXX	XXX		
1739999999. Subtotal - Other																		XXX	XXX		
1749999999. Subtotal - Adjustments for SSAP No. 108 Derivatives																		XXX	XXX		
1759999999 - Totals												2,066,482	509,343		12,143,951	11,634,608		22,695,838	XXX	XXX	

Broker Name	Beginning Cash Balance	Cumulative Cash Change	Ending Cash Balance
Goldman Sachs	5,664,363	6,759,034	12,423,397
JPMorgan Securities	15,899,888	193,360	16,093,248
Total Net Cash Deposits	21,564,251	6,952,394	28,516,645

(a)	Code	Description of Hedged Risk(s)

(b)	Code	Financial or Economic Impact of the Hedge at the End of the Reporting Period
	0001	Hedge interest rate risk

STATEMENT AS OF MARCH 31, 2023 OF THE GUARDIAN LIFE INSURANCE COMPANY OF AMERICA

SCHEDULE DB - PART D - SECTION 1

Counterparty Exposure for Derivative Instruments Open as of Current Statement Date

1 Description of Exchange, Counterparty or Central Clearinghouse	2 Master Agreement (Y or N)	3 Credit Support Annex (Y or N)	Counterparty Offset		Book/Adjusted Carrying Value			Fair Value			12 Potential Exposure	13 Off-Balance Sheet Exposure
			4 Fair Value of Acceptable Collateral	5 Present Value of Financing Premium	6 Contracts With Book/Adjusted Carrying Value >0	7 Contracts With Book/Adjusted Carrying Value <0	8 Exposure Net of Collateral	9 Contracts With Fair Value >0	10 Contracts With Fair Value <0	11 Exposure Net of Collateral		
0199999999 - Aggregate Sum of Exchange Traded Derivatives	XXX	XXX	XXX		28,516,645		28,516,645	3,353,248	(1,286,765)	3,353,248	22,695,838	22,695,838
Bank of America CUD0019DJT3UX1J1ZJ14W0 774	Y	Y	44,650,000		42,319,705	(8,426,267)		57,627,672	(10,262,054)	2,715,618	9,121,852	
Barclays 65GSEF7VJP5170UK5573	Y	Y	96,780,000		51,760,689	(1,086,408)		98,932,627	(723,315)	1,429,312	12,137,612	
Goldman Sachs LCZ7XYGSLJHFXXNDX90	Y	Y	7,890,000		12,459,318	(3,306,593)	1,262,725	8,643,382		753,382	877,873	1,387,217
JPMorgan Chase Bank 7H6GLXDRUGOFU57RNE97	Y	Y	67,240,000		36,064,769	(2,269,491)		69,579,634	(115,336)	2,224,298	8,774,638	
0299999999. Total NAIC 1 Designation			216,560,000		142,604,481	(15,088,758)	1,262,725	234,783,315	(11,100,705)	7,122,611	30,911,975	1,387,217
0899999999. Aggregate Sum of Central Clearinghouses (Excluding Exchange Traded)												
0999999999 - Gross Totals			216,560,000		171,121,126	(15,088,758)	29,779,370	238,136,563	(12,387,470)	10,475,858	53,607,813	24,083,055
1. Offset per SSAP No. 64					28,516,645							
2. Net after right of offset per SSAP No. 64					142,604,481	(15,088,758)						

STATEMENT AS OF MARCH 31, 2023 OF THE GUARDIAN LIFE INSURANCE COMPANY OF AMERICA

SCHEDULE DB - PART D - SECTION 2

Collateral for Derivative Instruments Open as of Current Statement Date

Collateral Pledged by Reporting Entity

1 Exchange, Counterparty or Central Clearinghouse	2 Type of Asset Pledged	3 CUSIP Identification	4 Description	5 Fair Value	6 Par Value	7 Book/Adjusted Carrying Value	8 Maturity Date	9 Type of Margin (I, V or IV)
GOLDMAN SACHS & CO	Treasury	FOR8UP27PHTHYVLRG30 .. 91282C-GG-0	US TREASURY	12,996,953	13,000,000	12,947,131	01/31/2025	I
JPMorgan Chase Bank	Treasury	7H6GLXDRUGQFUS7RNE97 .. 91282C-GG-0	US TREASURY	15,996,250	16,000,000	15,934,930	01/31/2025	I
.....
.....
.....
.....
.....
.....
.....
.....
.....
.....
.....
.....
019999999 - Total	28,993,203	29,000,000	28,882,061	XXX	XXX

Collateral Pledged to Reporting Entity

1 Exchange, Counterparty or Central Clearinghouse	2 Type of Asset Pledged	3 CUSIP Identification	4 Description	5 Fair Value	6 Par Value	7 Book/Adjusted Carrying Value	8 Maturity Date	9 Type of Margin (I, V or IV)
<h1>NONE</h1>								
.....
.....
.....
.....
.....
.....
.....
.....
.....
.....
.....
029999999 - Total	XXX	XXX	XXX

E09

Schedule DB - Part E - Derivatives Hedging Variable Annuity Guarantees

N O N E

**SCHEDULE DL - PART 1
SECURITIES LENDING COLLATERAL ASSETS**

Reinvested Collateral Assets Owned Current Statement Date

(Securities lending collateral assets reported in aggregate on Line 10 of the Assets page and not included on Schedules A, B, BA, D, DB and E)

1	2	3	4	5	6	7
CUSIP Identification	Description	Code	NAIC Designation, NAIC Designation Modifier and SVO Administrative Symbol	Fair Value	Book/Adjusted Carrying Value	Maturity Date
SANTAN-DE-5	SANTANDER US CAPITAL MARKETS LLC	LS.....	1.A	20,000,000	20,000,000	04/03/2023
SUMITO-MO-2	SUMITOMO MITSUI TRUST BANK LTD, LDN	LS.....	1.F	10,003,000	10,000,000	06/08/2023
TDPRIH-ES-2	TD PRIME SVCS	LS.....	1.A	30,000,000	30,000,000	04/03/2023
9709999999. Subtotal - Cash Equivalents (Schedule E Part 2 type)				665,194,897	665,199,697	XXX
9999999999 - Totals				709,133,086	713,524,278	XXX

General Interrogatories:

- Total activity for the year Fair Value \$709,133,085 Book/Adjusted Carrying Value \$713,564,622
- Average balance for the year Fair Value \$669,736,803 Book/Adjusted Carrying Value \$673,922,143
- Reinvested securities lending collateral assets book/adjusted carrying value included in this schedule by NAIC designation:
 NAIC 1 \$633,564,623 NAIC 2 \$80,000,000 NAIC 3 \$ NAIC 4 \$ NAIC 5 \$ NAIC 6 \$

**SCHEDULE DL - PART 2
SECURITIES LENDING COLLATERAL ASSETS**

Reinvested Collateral Assets Owned Current Statement Date

(Securities lending collateral assets included on Schedules A, B, BA, D, DB and E and not reported in aggregate on Line 10 of the Assets page)

1	2	3	4	5	6	7
CUSIP Identification	Description	Code	NAIC Designation, NAIC Designation Modifier and SVO Administrative Symbol	Fair Value	Book/Adjusted Carrying Value	Maturity Date
NONE						
999999999 - Totals						XXX

General Interrogatories:

- | | | |
|---------------------------------|---------------------|---------------------------------------|
| 1. Total activity for the year | Fair Value \$ | Book/Adjusted Carrying Value \$ |
| 2. Average balance for the year | Fair Value \$ | Book/Adjusted Carrying Value \$ |

STATEMENT AS OF MARCH 31, 2023 OF THE GUARDIAN LIFE INSURANCE COMPANY OF AMERICA

SCHEDULE E - PART 1 - CASH

Month End Depository Balances

1 Depository	2 Code	3 Rate of Interest	4 Amount of Interest Received During Current Quarter	5 Amount of Interest Accrued at Current Statement Date	Book Balance at End of Each Month During Current Quarter			9 *
					6 First Month	7 Second Month	8 Third Month	
JP Morgan Chase New York, NY		3.900	204,201		51,292,125	28,805,151	150,720,619	.XXX.
Bank of America New York, NY					(126,864,276)	(126,517,545)	(129,141,611)	.XXX.
PNC Pittsburgh, PA		2.470	24,523		19,355,833	14,607,828	31,735,316	.XXX.
Wells Fargo San Francisco, CA					(3,553,408)	(2,902,942)	(1,986,630)	.XXX.
Bank of NY Mellon Pittsburgh, PA					(342,932)	1,561,629	(575,212)	.XXX.
Cash Other					2,436	2,275	2,181	.XXX.
0199998. Deposits in ... depositories that do not exceed the allowable limit in any one depository (See instructions) - Open Depositories	XXX	XXX						XXX
0199999. Totals - Open Depositories	XXX	XXX	228,723		(60,110,223)	(84,443,603)	50,754,663	XXX
0299998. Deposits in ... depositories that do not exceed the allowable limit in any one depository (See instructions) - Suspended Depositories	XXX	XXX						XXX
0299999. Totals - Suspended Depositories	XXX	XXX						XXX
0399999. Total Cash on Deposit	XXX	XXX	228,723		(60,110,223)	(84,443,603)	50,754,663	XXX
0499999. Cash in Company's Office	XXX	XXX	XXX	XXX				XXX
.....								
.....								
.....								
.....								
.....								
.....								
0599999. Total - Cash	XXX	XXX	228,723		(60,110,223)	(84,443,603)	50,754,663	XXX

STATEMENT AS OF MARCH 31, 2023 OF THE GUARDIAN LIFE INSURANCE COMPANY OF AMERICA

SCHEDULE E - PART 2 - CASH EQUIVALENTS

Show Investments Owned End of Current Quarter

1	2	3	4	5	6	7	8	9
CUSIP	Description	Code	Date Acquired	Rate of Interest	Maturity Date	Book/Adjusted Carrying Value	Amount of Interest Due and Accrued	Amount Received During Year
0109999999	Total - U.S. Government Bonds							
0309999999	Total - All Other Government Bonds							
0509999999	Total - U.S. States, Territories and Possessions Bonds							
0709999999	Total - U.S. Political Subdivisions Bonds							
	FHLB DISC CORP AGENCY DEBENTURES		01/25/2023	4.580	04/17/2023	39,918,578		
	FHLB DISC CORP AGENCY DEBENTURES		03/17/2023	4.720	04/20/2023	49,871,670		
	FHLB DISC CORP AGENCY DEBENTURES		02/16/2023	4.590	04/21/2023	10,972,382		
0819999999	Subtotal - Bonds - U.S. Special Revenues - Issuer Obligations					100,762,630		
0909999999	Total - U.S. Special Revenues Bonds					100,762,630		
	ALABAMA POWER COMPANY UTILITY - ELECTRIC		03/28/2023	5.050	04/11/2023	9,984,893		
	AMEREN CORPORATION UTILITY - ELECTRIC		03/30/2023	5.000	04/03/2023	24,993,056		
	AMERICAN ELEC POWER CO UTILITY - ELECTRIC		03/31/2023	5.000	04/03/2023	44,987,500		
	ARIZONA PUBLIC SERVICE UTILITY - ELECTRIC		03/31/2023	5.000	04/03/2023	18,494,861		
	ARIZONA PUBLIC SERVICE UTILITY - ELECTRIC		03/31/2023	5.000	04/03/2023	31,491,250		
	AUTONATION INC INDUSTRIAL		03/31/2023	5.500	04/03/2023	49,984,722		
	AVANGRID INC UTILITY - ELECTRIC		03/31/2023	5.050	04/03/2023	30,241,513		
	CENTERPOINT ENERGY INC UTILITY - ELECTRIC		03/30/2023	5.000	04/03/2023	23,993,333		
	CENTERPOINT ENERGY INC UTILITY - ELECTRIC		03/31/2023	5.000	04/04/2023	19,997,222		
	CINTAS CORPORATION NO 2 INDUSTRIAL		03/30/2023	5.000	04/03/2023	19,994,444		
	CINTAS CORPORATION NO 2 INDUSTRIAL		03/31/2023	5.000	04/04/2023	6,999,028		
	COMMONWEALTH EDISON CO UTILITY - ELECTRIC		03/31/2023	4.950	04/03/2023	49,986,250		
	CONSOLIDATED EDISON CO UTILITY - ELECTRIC		03/30/2023	5.000	04/03/2023	4,998,148		
	CONSTELLATION BRANDS INC INDUSTRIAL		03/31/2023	5.350	04/05/2023	19,988,111		
	CROWN CASTLE INC FINANCIAL		03/31/2023	5.200	04/04/2023	19,991,333		
	CUMMINS INC INDUSTRIAL		03/21/2023	4.760	04/03/2023	13,496,133		
	CUMMINS INC INDUSTRIAL		03/21/2023	4.760	04/03/2023	6,498,138		
	CUMMINS INC INDUSTRIAL		03/27/2023	4.970	05/08/2023	2,735,610		
	CUMMINS INC INDUSTRIAL		03/27/2023	4.980	05/08/2023	28,599,259		
	CUMMINS INC INDUSTRIAL		03/27/2023	4.960	05/09/2023	8,703,098		
	CUMMINS INC INDUSTRIAL		03/28/2023	4.960	05/09/2023	9,946,367		
	DUKE ENERGY CORPORATION UTILITY - ELECTRIC		03/30/2023	5.000	04/04/2023	9,994,792		
	DUKE ENERGY CORPORATION UTILITY - ELECTRIC		03/30/2023	5.000	04/04/2023	39,979,167		
	ENERGY TRANSFER LP GAS TRANSMISSION		03/31/2023	5.550	04/03/2023	49,984,583		
	ENTERPRISE PRODUCTS OPER INDUSTRIAL		03/31/2023	5.000	04/03/2023	24,993,056		
	EVERGY MISSOURI WEST INC UTILITY - ELECTRIC		03/31/2023	5.050	04/03/2023	25,492,846		
	EVERGY MISSOURI WEST INC UTILITY - ELECTRIC		03/31/2023	5.050	04/03/2023	24,493,126		
	FISERV INC INDUSTRIAL		03/31/2023	4.950	04/03/2023	49,986,250		
	HEALTHPEAK PROPERTIES FINANCIAL		03/30/2023	5.150	04/04/2023	14,991,953		
	HEALTHPEAK PROPERTIES FINANCIAL		03/30/2023	5.150	04/04/2023	7,995,708		
	HEALTHPEAK PROPERTIES FINANCIAL		03/30/2023	5.150	04/04/2023	999,464		
	INGREDION INC INDUSTRIAL		03/31/2023	5.020	04/03/2023	49,986,056		
	JM SMUCKER CO INDUSTRIAL		03/31/2023	5.250	04/03/2023	9,997,083		
	LEGGETT & PLATT INC INDUSTRIAL		03/31/2023	5.000	04/03/2023	49,986,111		
	MASSACHUSETTS MUTUAL LIF FINANCIAL		03/22/2023	4.850	04/24/2023	24,920,114		
	MERCEDES-BENZ FIN NA FINANCIAL		03/06/2023	4.770	04/03/2023	14,995,878		
	MERCEDES-BENZ FIN NA FINANCIAL		03/27/2023	5.100	05/04/2023	14,947,831		
	MERCEDES-BENZ FIN NA FINANCIAL		03/29/2023	5.100	05/04/2023	6,866,832		
	MERCEDES-BENZ FIN NA FINANCIAL		03/30/2023	5.100	05/04/2023	41,797,875		
	MOHAWK INDUSTRIES INC INDUSTRIAL		03/31/2023	5.200	04/05/2023	7,995,378		
	NOVARTIS FINANCE CORP FINANCIAL		03/28/2023	4.780	04/10/2023	27,963,752		
	OVINTIV INC INDUSTRIAL		03/31/2023	5.750	04/04/2023	25,987,542		
	ROCKWELL AUTOMATION INDUSTRIAL		03/28/2023	4.800	04/10/2023	29,961,000		
	UNITEDHEALTH GROUP INC INDUSTRIAL		03/23/2023	5.200	04/18/2023	10,971,908		
	UNITEDHEALTH GROUP INC INDUSTRIAL		03/22/2023	5.200	05/04/2023	49,755,854		
	WEC ENERGY GROUP INC UTILITY - ELECTRIC		03/29/2023	5.090	04/03/2023	10,996,112		

STATEMENT AS OF MARCH 31, 2023 OF THE GUARDIAN LIFE INSURANCE COMPANY OF AMERICA

SCHEDULE E - PART 2 - CASH EQUIVALENTS

Show Investments Owned End of Current Quarter

1 CUSIP	2 Description	3 Code	4 Date Acquired	5 Rate of Interest	6 Maturity Date	7 Book/Adjusted Carrying Value	8 Amount of Interest Due and Accrued	9 Amount Received During Year
	WEC ENERGY GROUP INC UTILITY - ELECTRIC		03/30/2023	5.070	04/04/2023	19,989,438		
	EQUINOR ASA INDUSTRIAL		03/31/2023	4.750	04/03/2023	11,996,833		
	EQUINOR ASA INDUSTRIAL		03/31/2023	4.750	04/03/2023	49,986,806		
	EQUINOR ASA INDUSTRIAL		03/31/2023	4.750	04/03/2023	19,994,720		
	SCHLUMBERGER INVESTMENT GAS TRANSMISSION		03/23/2023	4.950	04/28/2023	19,923,629		
1019999999	Subtotal - Bonds - Industrial and Miscellaneous (Unaffiliated) - Issuer Obligations					1,194,035,966		
1109999999	Total - Industrial and Miscellaneous (Unaffiliated) Bonds					1,194,035,966		
1309999999	Total - Hybrid Securities							
	RS Credit Line	LS.....	03/31/2023		06/30/2023	58,800,000		
1419999999	Subtotal - Bonds - Parent, Subsidiaries and Affiliates - Issuer Obligations					58,800,000		
1509999999	Total - Parent, Subsidiaries and Affiliates Bonds					58,800,000		
1909999999	Subtotal - Unaffiliated Bank Loans							
2419999999	Total - Issuer Obligations					1,353,598,596		
2429999999	Total - Residential Mortgage-Backed Securities							
2439999999	Total - Commercial Mortgage-Backed Securities							
2449999999	Total - Other Loan-Backed and Structured Securities							
2459999999	Total - SVO Identified Funds							
2469999999	Total - Affiliated Bank Loans							
2479999999	Total - Unaffiliated Bank Loans							
2509999999	Total Bonds					1,353,598,596		
8609999999	Total Cash Equivalents					1,353,598,596		